


A UNITED STATES  
DEPARTMENT OF  
**COMMERCE**  
PUBLICATION



# Employment Profiles of Selected Low-Income Areas

LOS ANGELES, CALIF.—AREA II

PHC(3)-15



## 1970 CENSUS OF POPULATION AND HOUSING

U.S. DEPARTMENT  
OF COMMERCE  
BUREAU OF  
THE CENSUS

# U.S. DEPARTMENT OF COMMERCE

Maurice H. Stans, Secretary  
James T. Lynn, Under Secretary  
Harold C. Passer, Assistant Secretary for Economic Affairs

## BUREAU OF THE CENSUS

George Hay Brown, Director  
Joseph R. Wright, Jr., Deputy Director  
Conrad Taeuber, Associate Director  
David L. Kaplan, 1970 Census Coordinator

## DEMOGRAPHIC SURVEYS DIVISION

Daniel B. Levine, Chief

**ACKNOWLEDGMENTS**—Many persons participated in the various activities of the 1970 census. Primary direction of the program was performed by Conrad Taeuber, Associate Director for Demographic Fields, assisted by David L. Kaplan, 1970 Census Coordinator, and in conjunction with Joseph F. Daly, then Associate Director for Research and Methodology, William I. Merkin, Associate Director for Administration, and Paul R. Squires, Associate Director for Data Collection and Statistical Processing.

The Census Employment Survey was planned and directed in the Demographic Surveys Division under the supervision of Daniel B. Levine, by Earle J. Gerson, Assistant Division Chief. This report was developed and written by George Gray, Kenneth R. Brimmer, and Gloria F. Tobor. The procedures for processing the data shown in this report were prepared under the direction of Jervis Braunstein, Assistant Division Chief; Orville Fisher and Leonard Goldberg were responsible for the manual procedures and Alfonso Episcopo and Merritte Woodward for the computer procedures.

The Statistical Methods Division was responsible for sample design, quality control, estimation procedures and the estimates of reliability. This work was performed under the supervision of Joseph Waksberg, Chief, Robert H. Hanson and Morton Boisen, Assistant Division Chiefs, assisted by Barbara Ann Boyes and Peter A. Boupane. Listing procedures were prepared by Irene C. Montie.

Data collection activities were administered in the Field Division under the Supervision of Paul R. Squires, then Chief, and Richard C. Burt, then Assistant Division Chief, by James L. Johnson, Alvin L. Etzler, and Alfred J. Giglitto, and with the assistance of the directors of the Bureau's Data Collection Centers.

Manual processing, microfilming, and data punching of the questionnaires were performed by the Jeffersonville Census Operations Division under the supervision of Joseph F. Arbena, then Chief, and Reese P. Helmer, Assistant Division Chief. The clerical operations carried out at the Bureau's facility in Pittsburg, Kans., were supervised by Francis Allai and Robert Allen.

Computer processing was performed in the Computer Facilities Division under the supervision of James R. Pepal, Chief, and E. Richard Bourdon and James W. Shores, Assistant Division Chiefs.

Delineation of urban areas was done under the direction of Arno I. Winard, by Donald Fowles, Frederick J. Cavanaugh, Mark Littman, and Antoinette Weir, of the Population Division, Herman P. Miller, Chief.

The maps used for this survey were developed in the Geography Division, under the supervision of William T. Fay, then Chief, Robert C. Klove, Assistant Division Chief, and Ross E. Vaughn.

Publication planning, editing, and printing were performed in the Administrative and Publications Services Division, Cecil B. Matthews, Chief, under the direction of Raymond J. Koski, Assistant Chief, by Gerald A. Mann and Julia H. Moring.

Important contributions were made by Robert L. Stein and Stuart Garfinkle of the U.S. Department of Labor in the designation of the metropolitan areas covered in this Survey, and by Stanley Knebel of that Department and Gene Rowe of the U.S. Department of Agriculture in the designation of the rural areas. Mr. Stein and Mr. Rowe also developed the table specifications for the metropolitan and rural area reports, respectively.

Library of Congress Card No. 72-183144

### SUGGESTED CITATION

U.S. Bureau of the Census  
Census of Population: 1970  
**EMPLOYMENT PROFILES OF SELECTED  
LOW-INCOME AREAS**

Final Report PHC(3)-15 Los Angeles,  
Calif.—Area II

U.S. Government Printing Office  
Washington, D.C. 1972

For sale by the  
Superintendent of Documents  
U.S. Government Printing Office  
Washington, D.C. 20402, or any  
Department of Commerce Field Office.

Price \$2.00

# 1970 CENSUS OF POPULATION AND HOUSING

## Employment Profiles of Selected Low-Income Areas

LOS ANGELES, CALIF.—AREA II

For list of contents see page III

### Table

#### General Characteristics

A to N CIVILIAN NONINSTITUTIONAL  
POPULATION

#### Current Labor Force and Employment Status by Demographic Characteristics

1, 2 LABOR FORCE STATUS

3 to 6 EMPLOYMENT STATUS

7 to 10 WEEKLY AND HOURLY EARNINGS  
OF FULL-TIME WAGE AND  
SALARY WORKERS

11 to 13 USUAL PLACE OF WORK AND  
TRANSPORTATION TO WORK

14 to 18 DESIRE FOR WORK AND WORK  
EXPERIENCE OF PERSONS NOT  
IN THE LABOR FORCE

#### Work Experience in Last 12 Months

19 to 22 WEEKS EMPLOYED, WEEKS  
UNEMPLOYED

23 MAIN REASON FOR LESS THAN  
FULL-YEAR WORK

24 to 27 ANNUAL WAGE AND SALARY  
EARNINGS OF WORKERS

28, 29 PRINCIPAL JOB-SEEKING  
METHODS USED

30, 31 LOWEST WEEKLY PAY ACCEPTABLE

#### Job Training and Work Experience

32 to 34 EXTENT OF JOB TRAINING

35 to 39 WORK EXPERIENCE OF PERSONS  
CURRENTLY EMPLOYED ON  
FULL-TIME SCHEDULES

#### Family Income and Migration Patterns

40 to 44, 46 to 51 FAMILY INCOME

45 INCOME OF UNRELATED INDIVIDUALS

52 to 54 RESIDENTIAL MOBILITY OF  
FAMILY HEADS AND UNRELATED  
INDIVIDUALS

## LIST OF PHC(3) REPORTS

| Report number | Area   | Report number | Area                                      |
|---------------|--|---------------|---|
| 1             | United States Summary—Urban Areas                      | 39            | San Diego, Calif.                         |
| 2             | New York, N.Y.—All Survey Areas                        | 40            | Miami, Fla.                               |
| 3             | New York, N.Y.—Puerto Rican Population of Survey Areas | 41            | Kansas City, Mo.                          |
| 4             | Manhattan Borough, New York City—Summary               | 42            | Denver, Colo.                             |
| 5             | Manhattan Borough, New York City—Area I                | 43            | Indianapolis, Ind.                        |
| 6             | Manhattan Borough, New York City—Area II               | 44            | New Orleans, La.                          |
| 7             | Brooklyn Borough, New York City—Summary                | 45            | Oakland, Calif.                           |
| 8             | Brooklyn Borough, New York City—Area I                 | 46            | Tampa, Fla.                               |
| 9             | Brooklyn Borough, New York City—Area II                | 47            | Portland, Oreg.                           |
| 10            | Brooklyn Borough, New York City—Area III               | 48            | Phoenix, Ariz.                            |
| 11            | Bronx Borough, New York City                           | 49            | Columbus, Ohio                            |
| 12            | Queens Borough, New York City                          | 50            | San Antonio, Tex.                         |
| 13            | Los Angeles, Calif.—Summary                            | 51            | Dayton, Ohio                              |
| 14            | Los Angeles, Calif.—Area I                             | 52            | Rochester, N.Y.                           |
| 15            | Los Angeles, Calif.—Area II                            | 53            | Louisville, Ky.                           |
| 16            | Chicago, Ill.—Summary                                  | 54            | Memphis, Tenn.                            |
| 17            | Chicago, Ill.—Area I                                   | 55            | Fort Worth, Tex.                          |
| 18            | Chicago, Ill.—Area II                                  | 56            | Birmingham, Ala.                          |
| 19            | Philadelphia, Pa.—Summary                              | 57            | Toledo, Ohio                              |
| 20            | Philadelphia, Pa.—Area I                               | 58            | Akron, Ohio                               |
| 21            | Philadelphia, Pa.—Area II                              | 59            | Norfolk, Va.                              |
| 22            | Detroit, Mich.   | 60            | Oklahoma City, Okla.                      |
| 23            | San Francisco, Calif.                                  | 61            | Jersey City, N.J.                         |
| 24            | Washington, D.C.                                       | 62            | Providence, R.I.                          |
| 25            | Boston, Mass.  | 63            | Omaha, Nebr.                              |
| 26            | Pittsburgh, Pa.  | 64            | Youngstown, Ohio                          |
| 27            | St. Louis, Mo.   | 65            | Tulsa, Okla.                              |
| 28            | Baltimore, Md.   | 66            | Charlotte, N.C.                           |
| 29            | Cleveland, Ohio  | 67            | Wichita, Kans.                            |
| 30            | Houston, Tex.  | 68            | Bridgeport, Conn.                         |
| 31            | Newark, N.J.   | 69            | Selected Rural Counties in Alabama        |
| 32            | Dallas, Tex.   | 70            | Selected Rural Counties in Appalachia     |
| 33            | Minneapolis, Minn.                                     | 71            | Selected Rural Counties in Arkansas       |
| 34            | St. Paul, Minn.  | 72            | Selected Rural Counties in California     |
| 35            | Milwaukee, Wis.  | 73            | Selected Rural Counties in Missouri       |
| 36            | Atlanta, Ga.   | 74            | Selected Rural Counties in North Carolina |
| 37            | Cincinnati, Ohio                                       | 75            | Selected Rural Counties in New Mexico     |
| 38            | Buffalo, N.Y.  | 76            | Zuni Reservation, N. Mex.                 |

# CONTENTS

## EMPLOYMENT PROFILES OF SELECTED LOW-INCOME AREAS Los Angeles, Calif.--Area II

Tables 1 to 54 listed here omit the suffix letters which appear as part of the table numbers and denote the ethnic groups covered in this report, as follows:

Table 1. All Races  
1a. Negro  
1b. White

| MAPS  |  | page | TABLE   |  | page |
|---|--|------|---|--|------|
| Portion of City Including Census Employment Survey Area |  | XII  | GENERAL CHARACTERISTICS   |  |      |
| Census Employment Survey Area                           |  | XIII | GENERAL CHARACTERISTICS--Con.   |  |      |
| <b>TABLE</b>  |  |      | <b>TABLE</b>  |  |      |
| <b>GENERAL CHARACTERISTICS</b>                          |  |      | <b>GENERAL CHARACTERISTICS--Con.</b>  |  |      |
| A   | Demographic Characteristics of Civilian Non-institutional Population                                     | 1    | L   | Installment Debt and Charges for Rent, Mortgages, and Utilities  | 10   |
| B   | Family Size and Composition of Civilian Noninstitutional Population                                      | 1    | M   | Training, Employment, and Job-Seeking History of Civilian Noninstitutional Population  | 11   |
| C   | Social Characteristics of Civilian Noninstitutional Population   | 2    | N   | Transportation of Civilian Noninstitutional Population   | 12   |
| D   | Labor Force Characteristics of Civilian Non-institutional Population                                     | 3    | <b>CURRENT LABOR FORCE AND EMPLOYMENT STATUS BY DEMOGRAPHIC CHARACTERISTICS</b> |  |      |
| E   | Earnings of Wage and Salary Workers on Full-Time Schedules, at Work Last Week                            | 4    | 1   | Labor Force Status<br>AGE AND SEX<br>FAMILY STATUS<br>EDUCATIONAL ATTAINMENT   | 13   |
| F   | Characteristics of the Unemployed Civilian Noninstitutional Population                                   | 5    | 2   | Educational Attainment by Labor Force Status<br>AGE AND SEX<br>FAMILY STATUS   | 16   |
| G   | Problems Affecting Job Holding and Job Seeking for Civilian Noninstitutional Population                  | 6    | 3   | Employment Status<br>AGE AND SEX<br>FAMILY STATUS<br>EDUCATIONAL ATTAINMENT  | 19   |
| H   | Job Tenure, Annual Work Experience, Annual Earnings, and Income for Civilian Noninstitutional Population | 7    | 4   | Educational Attainment of the Employed<br>MAJOR OCCUPATION GROUP   | 22   |
| I   | Total Family Income for Civilian Noninstitutional Population   | 8    | 5   | Major Occupation Group of the Employed<br>AGE AND SEX<br>FAMILY STATUS   | 25   |
| J   | Extent of Poverty in Civilian Noninstitutional Population  | 8    | 6   | Age and Sex of Employed Persons<br>DETAILED OCCUPATION GROUP   | 28   |
| K   | Extent of Poverty in Families of Civilian Noninstitutional Population                                    | 9    | 7   | Weekly Earnings of Full-Time Wage and Salary Workers, by Age and Sex, Family Status, Educational Attainment, and Family Size | 31   |

CONTENTS—Continued

| TABLE  | page  | TABLE  | page |
|--|---|--|------|
| <b>CURRENT LABOR FORCE AND EMPLOYMENT STATUS BY DEMOGRAPHIC CHARACTERISTICS—Con.</b> |   | <b>CURRENT LABOR FORCE AND EMPLOYMENT STATUS BY DEMOGRAPHIC CHARACTERISTICS—Con.</b> |      |
| 8  | Weekly Earnings of Full-Time Wage and Salary Workers, by Major Occupation and Industry Groups and Hours of Work   | 34   |      |
| 9  | Hourly Earnings of Full-Time Wage and Salary Workers, by Age and Sex, Family Status, Educational Attainment, and Family Size  | 40   |      |
| 10   | Hourly Earnings of Full-Time Wage and Salary Workers, by Major Occupation and Industry Groups and Hours of Work   | 43   |      |
| 11   | Usual Place of Work and Method of Transportation, by Major Occupation and Industry Groups and Family Status   | 49   |      |
| 12   | Usual Place of Work and Method of Transportation, by Weekly and Hourly Earnings and by Full- or Part-Time Employment Status   | 55   |      |
| 13   | Cost of Public Transportation to Work<br>WEEKLY EARNINGS<br>HOURLY EARNINGS<br>FAMILY STATUS  | 58   |      |
| 14   | Persons Not in the Labor Force and Their Desire for Work<br>AGE AND SEX<br>FAMILY STATUS<br>EDUCATIONAL ATTAINMENT  | 61   |      |
| 15   | Persons Not in the Labor Force Who Want, Might Want, or Would Want a Regular Job Now, and Reason Not Seeking Work<br>AGE AND SEX<br>FAMILY STATUS<br>EDUCATIONAL ATTAINMENT                                 | 64   |      |
| 16   | When Persons Not in the Labor Force Last Worked at a Regular Job<br>AGE AND SEX<br>FAMILY STATUS<br>EDUCATIONAL ATTAINMENT<br>MAJOR OCCUPATION GROUP OF LAST REGULAR JOB                                    | 67   |      |
| 17   | Persons Not in the Labor Force Who Worked Within the Last 5 Years and Reason For Leaving Last Job<br>AGE AND SEX<br>FAMILY STATUS<br>EDUCATIONAL ATTAINMENT<br>MAJOR OCCUPATION GROUP OF LAST REGULAR JOB   | 73   |      |
| 18   | Persons Not in the Labor Force Who Worked Within the Last 12 Months and Reason for Leaving Last Job<br>AGE AND SEX<br>FAMILY STATUS<br>EDUCATIONAL ATTAINMENT<br>MAJOR OCCUPATION GROUP OF LAST REGULAR JOB | 79   |      |
| <b>WORK EXPERIENCE IN LAST 12 MONTHS</b>   |   | <b>WORK EXPERIENCE IN LAST 12 MONTHS</b>   |      |
| 19   | Work Experience in Last 12 Months<br>AGE AND SEX<br>FAMILY STATUS<br>EDUCATIONAL ATTAINMENT   | 85   |      |
| 20   | Work Experience in Last 12 Months of Wage and Salary Workers<br>MAJOR OCCUPATION GROUP<br>MAJOR INDUSTRY GROUP<br>ANNUAL WAGE AND SALARY EARNINGS   | 88   |      |
| 21   | Extent of Unemployment in Last 12 Months of Part-Year Workers<br>AGE AND SEX<br>FAMILY STATUS<br>EDUCATIONAL ATTAINMENT   | 94   |      |
| 22   | Extent of Unemployment in Last 12 Months of Part-Year Wage and Salary Workers<br>MAJOR OCCUPATION AND INDUSTRY GROUPS OF LONGEST JOB<br>ANNUAL WAGE AND SALARY EARNINGS                                     | 97   |      |
| 23   | Main Reason for Less Than Full-Year Work<br>AGE AND SEX<br>FAMILY STATUS<br>EDUCATIONAL ATTAINMENT  | 103  |      |
| 24   | Annual Wage and Salary Earnings of Year-Round Wage and Salary Workers on Full-Time Schedules, by Age and Sex, Family Status, and Educational Attainment   | 106  |      |
| 25   | Annual Wage and Salary Earnings of Year-Round Wage and Salary Workers on Full-Time Schedules, by Major Occupation and Industry Groups of Longest Job  | 109  |      |
| 26   | Annual Wage and Salary Earnings of Part-Year and Part-Time Wage and Salary Workers, by Age and Sex, and Family Status   | 112  |      |

CONTENTS—Continued

| TABLE   | page   | TABLE  | page   |  |     |
|---|--|--|--|--|-----|
| <b>WORK EXPERIENCE IN LAST 12 MONTHS—Con.</b> |  | <b>JOB TRAINING AND WORK EXPERIENCE—Con.</b> |  |  |     |
| 27  | Annual Wage and Salary Earnings of Part-Year and Part-Time Wage and Salary Workers, by Major Occupation and Industry Groups of Longest Job                       | 115  | 39   | Major Occupation Group of Current Job of Males Employed on Full-Time Schedules   | 163 |
| 28  | Principal Job-Seeking Methods Used by Part-Year Workers Seeking Work in the Last 12 Months, by Age and Sex, Family Status, and Educational Attainment            | 118  | <b>INCOME</b>  |  |     |
| 29  | Principal Job-Seeking Methods Used by Part-Year Workers Seeking Work in the Last 12 Months, by Major Occupation and Industry Groups and Duration of Unemployment | 121  | 40   | Size of Family<br>FAMILY INCOME  | 169 |
| 30  | Lowest Weekly Pay Acceptable to Part-Year Workers Seeking Work in the Last 12 Months, by Age and Sex, Family Status, and Educational Attainment                  | 127  | 41   | Number of Children Under 18 Years<br>FAMILY INCOME   | 172 |
| 31  | Lowest Weekly Pay Acceptable to Part-Year Workers Seeking Work in the Last 12 Months, by Major Occupation and Industry Groups and Duration of Unemployment       | 130  | 42   | Fixed Monthly Expenses<br>FAMILY INCOME  | 175 |
| <b>JOB TRAINING AND WORK EXPERIENCE</b>       |  | 43   | Monthly Charges for Mortgages, Rent, and Utilities, by Family Income | 178  |     |
| 32  | Extent of Job Training, by Age, Sex, and Educational Level   | 136  | 44   | Age and Education of Head<br>FAMILY INCOME   | 181 |
| 33  | Extent of Job Training, by Major Occupation Group of Current Job   | 139  | 45   | Age of Education of Unrelated Individuals<br>INCOME OF UNRELATED INDIVIDUALS   | 184 |
| 34  | Extent of Job Training of Males, by Median Hourly Earnings   | 145  | 46   | Number of Earners and Nonearners<br>FAMILY INCOME  | 187 |
| 35  | Tenure of Current Job of Wage and Salary Workers on Full-Time Schedules, by Age and Sex, Family Status, and Educational Attainment                               | 148  | 47   | Source of Income<br>FAMILY INCOME  | 190 |
| 36  | Tenure of Current Job of Wage and Salary Workers on Full-Time Schedules, by Major Occupation and Industry Groups and Weekly Earnings                             | 151  | 48   | Detailed Source of Income<br>FAMILY INCOME FROM SPECIFIC SOURCES   | 193 |
| 37  | Age and Sex of Those Currently Employed Full Time, by Occupation and Tenure of First Regular Full-Time Job Since Leaving School                                  | 157  | 49   | Work Experience of Head in Last 12 Months<br>FAMILY INCOME   | 196 |
| 38  | Age and Sex of Those Currently Employed Full Time, by Occupation and Tenure of Longest Job Since Leaving School  | 160  | 50   | Major Occupation Group of Head's Longest Job in Last 12 Months<br>FAMILY INCOME  | 199 |
|   |  |  | 51   | Total Family Income by Wage and Salary Earnings of Family Head and by Year-Round Full-Time Workers and Part-Year and Part-Time Workers | 202 |
|   |  |  | <b>MIGRATION PATTERNS</b>  |  |     |
|   |  |  | 52   | Residential Mobility of Family Head, by Total Family Income  | 208 |
|   |  |  | 53   | Residential Mobility of Family Head, by Size and Composition of Family   | 211 |
|   |  |  | 54   | Residential Mobility of Family Heads and Unrelated Individuals<br>AGE AND SEX<br>EDUCATIONAL ATTAINMENT                                | 214 |

# INTRODUCTION

## APPENDIXES

|    |   |        |
|----|---|--------|
| A. | Definitions and Explanations of Subject Characteristics . . . | App-1  |
| B. | Sample Design, Estimation, and Reliability of Estimates . .   | App-7  |
| C. | Forms Used for Census Employment Survey . . . . .             | App-9  |
| D. | Publication and Computer Summary Tape Program . . . . .       | App-30 |

|   |      |
|---|------|
| GENERAL . . . . .   | VI   |
| Content of the tables . . . . .                               | VI   |
| Derived figures . . . . .                                     | VII  |
| Symbols . . . . .   | VII  |
|   |      |
| DATA COLLECTION   |      |
| PROCEDURES . . . . .  | VII  |
| Selection of low-income area . . .                            | VII  |
| Selection and training of personnel . . . . .                 | VIII |
| Quality control of data collection . . . . .                  | VIII |
| Interviewing . . . . .  | VIII |
|   |      |
| PROCESSING PROCEDURES . .                                     | IX   |
| Clerical editing and coding . . . . .                         | IX   |
| Creation of computer record file . . . . .                    | IX   |
| Editing of unacceptable data . . . . .                        | IX   |
|   |      |
| SELECTED CHARACTERISTICS OF THE SURVEY IN THIS AREA . . . . . | X    |

### GENERAL

This report presents statistics from the Census Employment Survey (CES), conducted as part of the overall program of the 1970 Census of Population and Housing. Detailed socioeconomic information on employment related problems was collected in each of 60 urban and seven rural areas, identified first by reference to 1960 Census data and subsequently corroborated by a variety of local sources as likely to contain relatively high proportions of persons with low income. This method of selecting the areas to be studied was used because the timing of the study precluded the use of up-to-date data from the 1970 Census and the needs of the study dictated current area appraisals. The designated areas used in the CES, therefore, differ from and are not to be confused with other low income or poverty areas that have been defined in the past for other purposes or that may be defined

subsequently using information from the 1970 Decennial Census.

The need for this program developed during the final Cabinet level review of the subject content of the 1970 Census when it became clear that the Census questionnaire could not be expanded to fulfill all of the needs for data to assist in guiding Government programs in the fields of labor, housing, education, and welfare for certain critical target groups—people residing in areas having substantial numbers of families with low incomes. More extensive information was needed on such subjects as employment, unemployment, training for work, job-seeking methods, job tenure, sources and level of income, residential mobility, transportation to work, and on all factors considered deterrents to employment. Therefore, the Census Employment Survey was developed to obtain this information from persons living in 60 selected areas<sup>1</sup> in 51 of the Nation's largest cities and in seven rural areas.

The questionnaire and tabulation requirements of the CES in general followed the pattern established earlier by the Urban Employment Survey (UES). The areas included in the UES were in all cases smaller than the areas covered by the CES.

The UES was set up in 1968 through the joint efforts of the Manpower Administration, the Bureau of Labor Statistics, and the Bureau of the Census to examine similar kinds of problems for persons living in areas covered by the Concentrated Employment Program (CEP) of the Department

<sup>1</sup>The CES areas were defined as sets of contiguous tracts that were identified as having a high proportion of families with "low income." For the most part there was only one set but in several instances more than one set of tracts were designated as the CES area. For a more detailed description of the selection process see page VII "Selection of Low-Income Area."

of Labor. All of the manpower and job development programs in these areas had been combined under one administrative structure in order to concentrate their impact. The UES was conducted in six cities from July 1968 to July 1970. Results of the Urban Employment Survey have been published by the Bureau of Labor Statistics and may be obtained by writing to the Commissioner of the Bureau of Labor Statistics or any of the BLS Regional Offices (New York, Chicago, Atlanta, Dallas, and San Francisco).

This series on the Census Employment Survey consists of 76 separate reports covering each individual area and nine combined reports including a U.S. Summary for the urban areas. A list of the areas and the reports appears on page II.

**Content of the tables.**—Tables A to N present general demographic characteristics of the population by the most important labor force and socioeconomic factors. These tables include data for each race and Spanish origin group comprising 5 percent or more of the area's population, as measured by the 1970 Census of Population and Housing. In general, each table will be presented for the total population of the area, for the Negro population of the area, and the white population of the area. Whenever the proportion of persons of Spanish origin is 5 percent or more, the white group will be subdivided into white Spanish and other white. In most instances figures for other races (American Indian, Chinese, Japanese, etc.) can only be obtained by subtraction from the total. However, in the few instances where they comprise 5 percent or more of the population, they will be shown separately as "Other."

Tables 1 to 18 of the detailed characteristics tables present current labor force and employment status statistics by detailed demographic



categories. Since these and the following detailed characteristic tables provide significantly greater detail in the form of cross classifications than tables A to N, they are restricted to those race and Spanish origin groups representing 20 percent or more of the area's population. Their presentation for a group of less than 20 percent of the total population would result in many categories with no information.

Tables 19 to 31 present the same detailed demographic characteristics as tables 1 to 18 by the work experience of the population in the last 12 months. Information on job training and work history of the population is presented in tables 32 to 39. Detailed statistics on family income and the migration pattern of the residents of this area are presented in tables 40 to 54.

All tables are for persons 16 years of age or older unless specifically indicated otherwise.

The subcategories do not always add to the totals because of rounding the weighted figures to whole integers.

**Derived figures.**—This report presents data for medians as well as percents and rates. The median is the middle value in a distribution of values; i.e., the median divides the distribution into two equal parts—one-half of the cases fall below the median and one-half the cases fall above the median value. When the median falls in the last category of a distribution, the method of presentation is to show the lower limit of the category followed by a plus sign. For example, if the median falls in the category "65 years and over," it is shown as "65+."

**Symbols.**—The symbols used in these reports are "—", "NA", and in a few cases "Z". A dash (—) signifies zero or no data for that cell. "NA" means not applicable and is used, for example, when a median line is shown but the

information to be presented is a percent. "Z" is used in those few reports where figures are shown in "thousands." Whenever the total in a cell represents so small a number that it is rounded to zero, the "Z" is used. Thus, the "Z" means there is data and the "—" means there is no data in a specific category of a table.

#### DATA COLLECTION PROCEDURES

On the average, in each designated area interviews were obtained from about 5,400 persons 16 years of age or older residing in about 2,750 households. However, the areas ranged from a low of 2,300 households and 4,400 persons to a high of 3,700 interviewed households with over 7,000 sample persons. The interviewing operations lasted an average of 14 weeks, but the span of data collection activities ranged from 9 weeks to 20 weeks. Some areas began enumeration in early August, while others did not begin until mid-November. All, however, were completed by early March 1971. Overall, interviews were obtained from all but 3.7 percent of the designated occupied households.

For the area covered in this report, specific data for sample size, the interviewing period, and the proportion of contacted households not participating in the survey are presented in the section "Selected Characteristics of the Survey in This Area."

**Selection of low-income area.**—Because of the timing of this project, 1970 census data could not be utilized in selecting urban areas for the Census Employment Survey. Fortunately the Bureau had an ongoing program of research to delineate areas with substantial numbers of persons with low incomes. This work was an extension of the Bureau's previous selection of such areas which used 1960 census data for the 101 Standard Metropolitan Statistical Areas (SMSA's) with a

1960 population of 250,000 or more. The areas were defined in terms of census tracts. Changes were made to these previously delineated areas based on more recent information acquired by the Bureau's staff from a wide variety of sources (e.g., area boundaries, and data pertaining to welfare programs, juvenile delinquency, illegitimate births, and housing conditions). Using this information, the Bureau made preliminary designations of the current areas and sent them to local experts for review. Efforts were made to solicit comments from the local person responsible for census tracts, the city planning commission, and any other agency or person recommended as knowledgeable in this area. A letter was sent to each of these persons or agencies explaining the purpose of the project and requesting suggestions for additions or deletions to the area. The recommendations received were subjected to further scrutiny by the Bureau's staff under a set of guidelines designed to assure some uniformity across the country. Thus, the final designations of the areas selected for the Census Employment Survey represent a synthesis of previous area designations, 1960 Census and other more recent socio-economic data, and the views of local knowledgeable agencies.

For 47 of the cities in this survey, a single CES survey area was selected consisting of all the census tracts meeting the criterion described above. (See pages XIII and XIV for a map and a list of the census tracts in this area.) In Chicago, Los Angeles, and Philadelphia, however, the tracts were subdivided into two separate CES survey areas per city. In New York City the tracts were subdivided into seven CES survey areas—three in Brooklyn Borough, two in Manhattan Borough, and one each in Queens Borough and Bronx Borough. Thus a total of 60 surveys were conducted in the 51 cities.

**Selection and training of personnel.**—The Census Employment Survey was conducted in each area as soon as practicable after the completion of the decennial census operations. The great majority of the members of the CES data collection staff (area supervisors, crew leaders, and interviewers) were selected because they had held similar positions with the census and thus had some data-gathering experience.

The typical area office staff consisted of (a) an area supervisor, (b) a supervisory clerk, (c) three or four office clerks, (d) a crew leader for each five or six interviewers, (e) an interviewer for each one hundred assigned households. Most offices had six or seven crew leaders and from 30 to 35 interviewers. Each office had at least one person specially trained in selected quality control procedures. Overall supervision of the project was provided by personnel from the Census Bureau's permanent Data Collection Centers.

The actual data collection was preceded by an extensive training program, involving both home study and classroom work. Training for area supervisors lasted 1 week. Crew leaders received 7 days of training, including 1 day of actual interviewing experience. Interviewers were given 5 days of classroom lectures and one-half day of on-the-job training. The person selected for quality control attended the interviewer training and then received a 2-day special training session on quality control procedures. The area office staff attended either the crew leader's or the interviewer's training session and received additional specific instruction on the operations they were to perform.

**Quality control of data collection.**—The quality of the results of the interviewing was controlled at two levels in the field. First, the crew

leader observed each interviewer at least twice and more often if needed. The first few completed forms returned by an interviewer also were reviewed carefully and thereafter all forms were scanned for completeness. Most importantly, the crew leader conducted a recheck by personal visit or telephone of one in every eight addresses assigned to the interviewer. These addresses were randomly selected and included units reported as "noninterview" as well as interviewed households. The purpose of the recheck was to make sure that interviewers were dealing properly with persons who did not wish to respond and that they had interviewed all members of the household who were 16 years of age or older. In addition, the crew leader revisited and obtained, if possible, an interview for all occupied households that were reported as "noninterview" by the interviewer. This served the dual purpose of reducing such non-interviews and acquainting the crew leader with ways to help the interviewers to obtain a high rate of completion.

The second level of control of quality was carried out in the area office. First, a complete edit of a portion of each interviewer's work was performed for each week he worked. In addition, the area office reviewed all of the interviewer's work for completeness.

Finally, a random group of addresses was selected from the entire area assignment and a specially trained interviewer (designated as a reinterviewer) returned to the household and conducted a complete reinterview with one of the persons contacted by the original interviewer. The reinterviewer was provided with the information that was originally collected. He conducted his interview and then checked his results against the information obtained by the original interviewer. If discrepancies were noted between the

two interviews, the reinterviewer attempted to reconcile the differences. Discrepancies were then corrected and the reasons reported. The addresses to be included in the reinterview were selected not only to provide a check on the work of the interviewer and crew leader, but also to obtain a measure of the overall quality of the data collected.

**Interviewing.**—Each area office was provided with a list of addresses of housing units and special places designated to be interviewed (see Appendix B, Sample Design, Estimation, and Reliability of Estimates). The office prepared a Control Card (CES-1) for each housing unit and each designated person in special places. (See appendix C for copies of the forms used in CES.) These were grouped geographically by crew leader district. The crew leader then assigned a set of Control Cards to each interviewer in his district. The survey was conducted by personal visit to each address. The interviewer completed the Control Card by obtaining a complete list of all household members, as defined below, and some personal characteristics, such as birth date, sex, marital status, and educational attainment for all persons who were members of that household. In addition, information was gathered on selected housing characteristics—the number of rooms in the unit, whether it was owned or rented, the amounts of mortgage or rent payments, the amounts paid for monthly utilities, installment debt, and the number of cars the household had for its use. Next, a labor force questionnaire (CES-2) was completed for all civilian noninstitutional household members 16 years of age or older.

Any person, whether present or temporarily absent, whose usual place of residence was the sample address or who was staying at the address and had no usual place of residence else-

where, was considered a household member. This included all persons related to the head and any unrelated individuals living or staying there, but excluded Armed Forces members and inmates of penal or mental institutions or hospitals and homes providing long term care.

The Labor Force Questionnaire covers current employment or unemployment, current occupation, whether or not the person was employed during the past 12 months and, if so, at what occupation.

Both the Control Card and the Labor Force Questionnaire were completed by interviewing a responsible adult member 16 years of age or older. Each eligible person, however, was interviewed for himself for the Work History Booklet (CES-3). The subjects covered by this booklet were methods of seeking employment, job training, wages and salary and other income for the past 12 months, migration, earnings last week, transportation to work, and barriers to employment or advancement.

An average interview lasted about 60 minutes and covered two persons per household.

### PROCESSING PROCEDURES

**Clerical editing and coding.**—The questionnaires were first edited for consistency and corrections made wherever possible in the Census Bureau facility at Pittsburg, Kans. In addition, certain information was transferred from the Control Card (CES-1) to the Labor Force Questionnaire (CES-2) for ease in subsequent processing.

The next step was to assign code categories to the various write-in entries. For example, individuals in sample units were grouped into families or other living arrangements; the sample person's birthplace was

converted into the State or country of birth; and the critical determination of the appropriate codes to represent the occupation and industry of the person's current job, longest job held during the last 12 months, first job and the longest job ever held were placed on the record. The industry and occupation codes were subject to a system of independent verification in which a randomly selected 5 percent of each production coder's work was precoded independently by two coders. Coders failing to meet and maintain standards were reassigned. Work units that were below standard were recoded. Because of the detailed training, close supervision, and stringent quality control procedures, the final overall error rate was estimated at 2 percent for the occupation and industry coding operation.

**Creation of computer record file.**—The Census Employment Survey was collected using two primary forms—the Labor Force Questionnaire (CES-2) and the Work History Booklet (CES-3). Because of their different natures, two separate processes were used to place the data on tape. These two sources were subsequently merged by matching separate data for each individual respondent into one continuous record. Finally, the merged record was subject to a further edit for consistency and completeness and adjusted to independent estimates of the population. (For a discussion of these procedures see "Estimation" in appendix B.)

The Labor Force Questionnaire (CES-2) was specially designed to be processed by FOSDIC (Film Optical Sensing Device for Input to Computers). Interviewers and coding clerks marked the answers in predesignated positions which could be "read" by FOSDIC, from a microfilm copy of the questionnaire, onto computer magnetic tape.

The Work History Booklet (CES-3) data on the other hand was punched directly on a magnetic tape using a data keying device to create a continuous record. Each data field to be punched was associated with a numerical key, for example, item 2 had the key 011. After the data was punched on tapes, the data was reformatted into a more conventional record layout deleting the data keys. The verification of this data keying showed that approximately 90 percent of all Work History Booklets keyed were entirely error free. The overall error rate for all information keyed was approximately 0.32 percent.

**Editing of unacceptable data.**—Although every attempt is made to avoid human and mechanical errors, they will occur in any survey operation, especially in one as large and complex as the Census Employment Survey. Such errors include failure to obtain required information from respondents, obtaining inconsistent or incorrect information, and recording information incorrectly. Sampling biases occur because some of the enumerators fail to follow sampling instructions properly. Errors can occur in the field review of the interviewer's work, in the clerical editing and coding of the questionnaires, in the electronic processing and, indeed, even in the final review and publication of the materials. Careful and extensive efforts have been made in this survey to keep the errors in each step at an acceptably low level. Review of the interviewer's work, verification of the manual coding and editing, checking the tabulated figures, and ratio estimation of sample data to control totals (as discussed in appendix B) reduced the effects of the errors. Clerical editing and coding operations provided an opportunity to correct obvious errors and to assign numerical codes to those items where editing and coding required the reading of written entries.

Wherever possible, edits for consistency within each questionnaire and between questionnaires were done in the computer. Allocations or assignments of acceptable codes were made where needed. This occurred most often when information for a given item was lacking, though it was also done when the information was inconsistent with that from other acceptable entries for a person. The general procedures for handling blanks or for correcting unacceptable entries was to assign an entry for the person that was consistent with the entries for other persons with similar social and economic characteristics.

An example of this procedure is the method used in this survey of assigning or allocating wage and salary income information. The process was carried out in the following steps:

1. The computer stored a person's reported wage and salary income information (an amount or none) by age (16-24, 25-55, 55+ yrs.), sex (male, female), and the number of weeks worked in the 12 months prior to the survey (1-26 wks., 27-52 wks.), and occupational classification (white collar, skilled and semiskilled, unskilled).
2. Each person's stored wage or salary income information was retained in the computer only until a succeeding person having the same characteristics and having wage and salary income information reported was processed through the computer. Then, the reported wage or salary income of the succeeding person was substituted for the wage and salary income information previously stored.
3. When a record being processed had no wage and salary income information reported or the entry was unacceptable, the wage and salary income information retained for

the last person who had the same set of characteristics on the variables shown in (1) above was inserted to replace the missing entry.

This process ensured that the distribution of the wage and salary income information assigned for persons for a given set of characteristics would correspond closely to the distribution of the wage and salary income information as actually reported in the survey for persons with the same set of characteristics living in the same area.

Similar procedures were used to allocate race, State or country of person's and parent's birth, and other sources of income.

Another type of allocation or assignment was also necessary; namely the assignment of a full set of work history characteristics for a person. This occurred if the interviewer was able to obtain the information needed to complete a Labor Force Questionnaire (CES-2) for a person but was not able to complete the Work History Booklet (CES-3) with the designated individual. A full set of entries for a Work History Booklet for a previously processed person with the same set of characteristics (age, sex, race, labor force status) was then assigned by the same process as used for the allocation of wage and salary information described above. The number of such allocations differed by geographic area, ranging from approximately 0.8 percent to 6.5 percent of sample persons. The overall rate of such substitution was 3.3 percent.

#### SELECTED CHARACTERISTICS OF THE SURVEY IN THIS AREA

The Census Employment Survey was conducted in 60 selected areas of 51 cities and in seven selected rural areas. The period of interviewing differed

considerably and some areas were completed even before others began. The primary consideration in the timing was the availability of the Census enumerators. The population sizes of the urban CES areas varied, ranging from a low of approximately 30,000 persons in the CES area of Youngstown, Ohio, who were 16 years of age or older to a high of 370,000 persons 16 or older in the Detroit, Mich., CES area. The racial and Spanish origin characteristics of the population were also very different from area to area. To enable the analyst to better interpret the data presented in the report, specific information is given below for this area on the above items together with selected noninterview and error rates.

Interviewing began in Los Angeles, Calif.—Area II, on August 31, 1970, and was completed by December 20, 1970. A total of 3,782 addresses was assigned of which 3,112 were occupied at the time of interview. The remainder were either vacant or proved not to be addresses having housing units. Interviews were obtained from all but 4.2 percent of the occupied households. Comparison of data for the area with the 1970 census indicates coverage of persons within households in this survey was not as complete as in the census. An estimated 88 percent of the males and 93 percent of the females enumerated in the census were included in this survey. A total of 5,241 household members 16 years of age or older lived in the interviewed households. Work History Booklets were completed for all but 1.8 percent of these persons.

The CES estimates for the total population 16 years of age or older in the tracts selected in Los Angeles, Calif.—Area II, is 348,230. Although not shown separately in the tables, an estimate of all race and Spanish origin groups in the area shows the following:

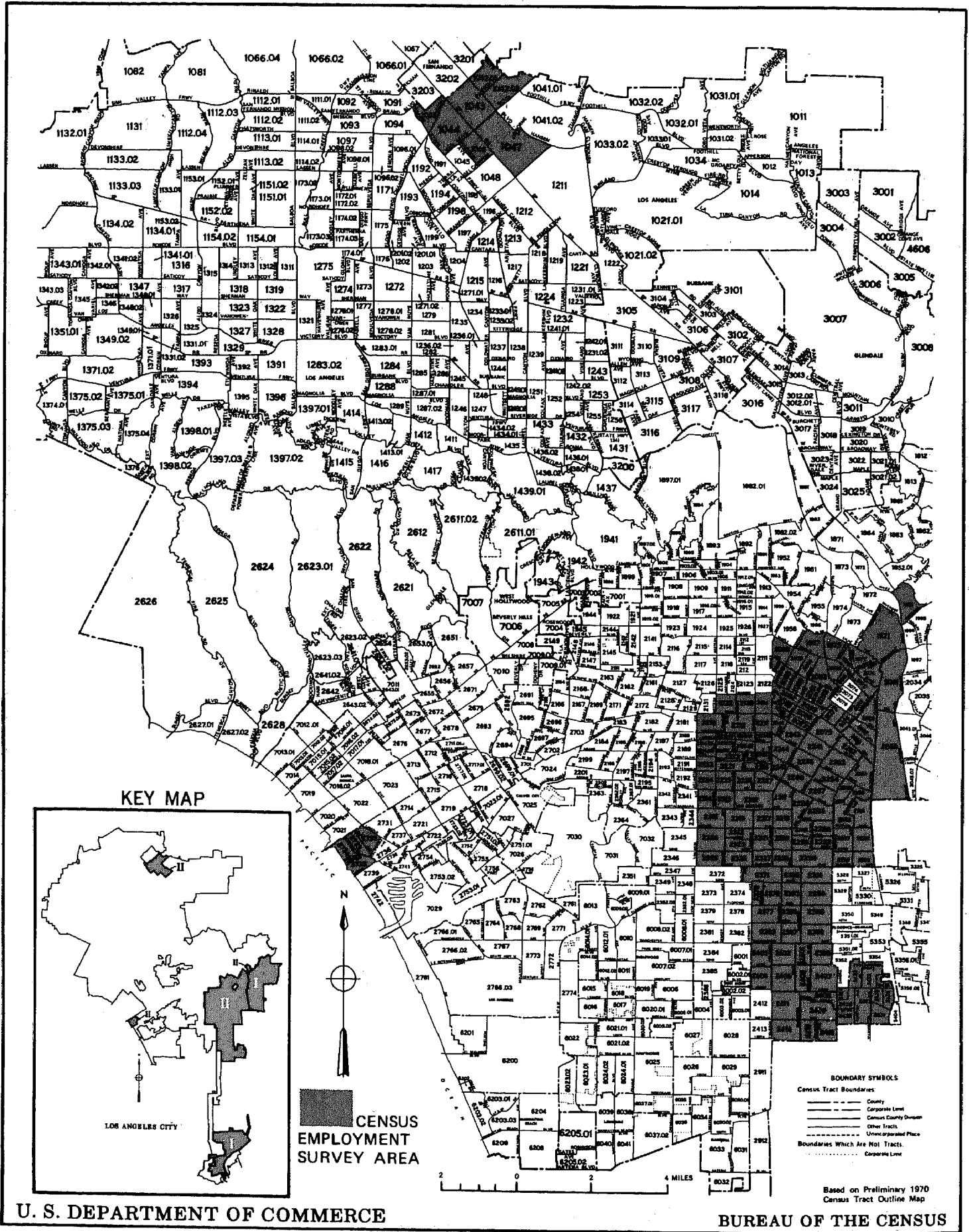
**Race/Origin Characteristics of CES Area: Los Angeles, Calif.—Area 11**

| Race or origin                              | Number  | Percent of CES Area <sup>1</sup> |
|---|---------|----------------------------------|
| Total persons .....                         | 348,230 | 100.0                            |
| Total Negro .....                           | 186,059 | 53.4                             |
| Total white .....                           | 139,057 | 39.9                             |
| Spanish .....                               | 65,779  | 18.9                             |
| U.S. born with Spanish spoken at home ..... | 8,439   | 2.4                              |
| Mexican origin .....                        | 41,820  | 12.0                             |
| Cuban and other Spanish origin .....        | 15,520  | 4.4                              |
| Other white .....                           | 73,278  | 21.0                             |
| Total other .....                           | 23,113  | 6.6                              |

<sup>1</sup>Subtotals may not add to 100.0 because of rounding of weights.

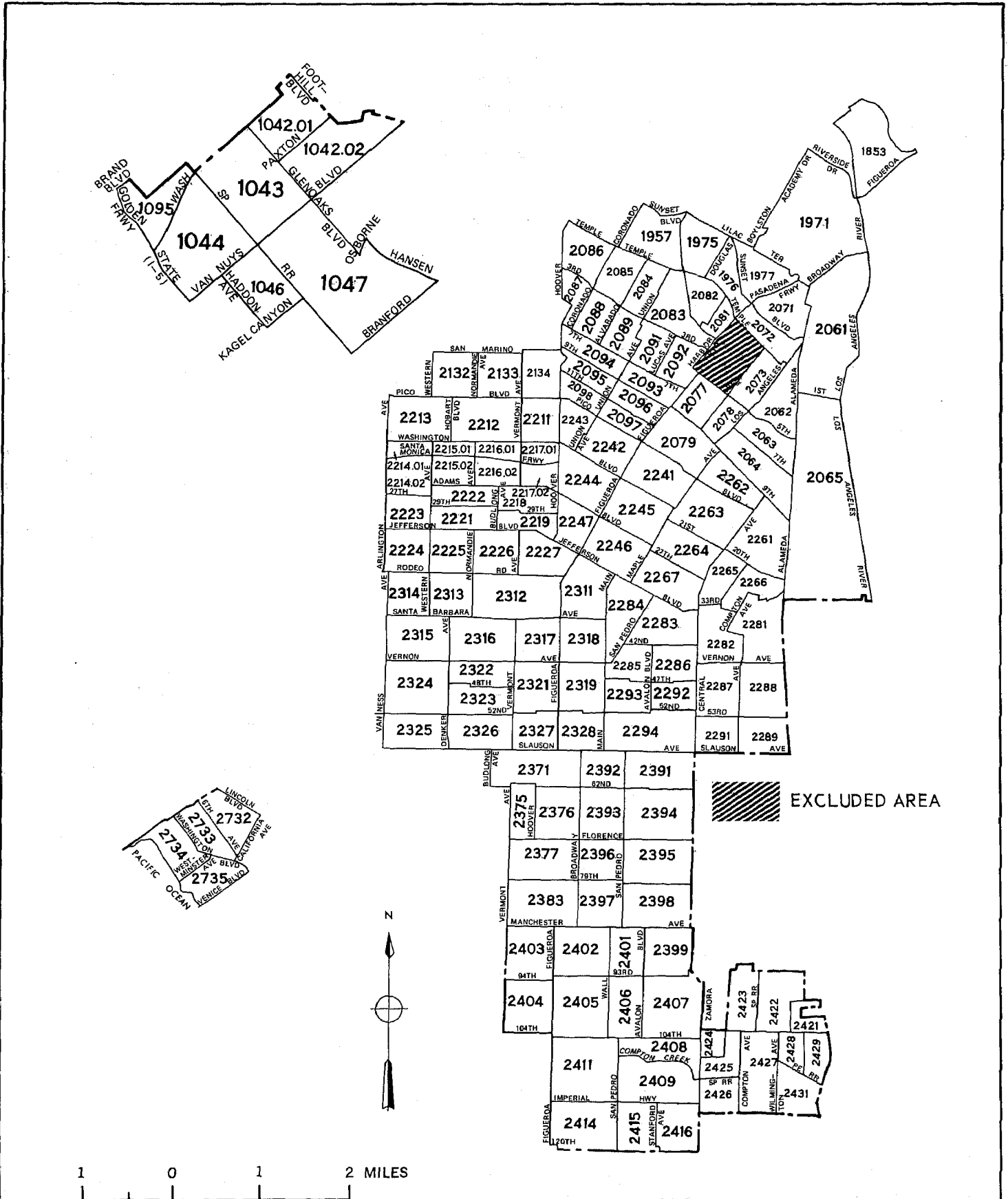
# LOS ANGELES, CALIF.--AREA II

## Portion of City Including Census Employment Survey Area



# LOS ANGELES, CALIF.--AREA II

## Census Employment Survey Area



**LOS ANGELES, CALIF.—AREA II**

**Tract Composition of Census Employment Survey Area**

**1970 CENSUS TRACTS**

|               |            |            |            |            |            |
|---------------|------------|------------|------------|------------|------------|
| Tract 1042.01 | Tract 2061 | Tract 2132 | Tract 2261 | Tract 2311 | Tract 2401 |
| 1042.02       | 2062       | 2133       | 2262       | 2312       | 2402       |
| 1043          | 2063       | 2134       | 2263       | 2313       | 2403       |
| 1044          | 2064       |            | 2264       | 2314       | 2404       |
| 1046          | 2065       | 2211       | 2265       | 2315       | 2405       |
| 1047          | 2071       | 2212       | 2266       | 2316       | 2406       |
| 1095          | 2072       | 2213       | 2267       | 2317       | 2407       |
|               | 2073       | 2214.01    | 2281       | 2318       | 2408       |
| 1853          | 2077       | 2214.02    | 2282       | 2319       | 2409       |
|               | 2078       | 2215.01    | 2283       | 2321       | 2411       |
| 1957          | 2079       | 2215.02    | 2284       | 2322       | 2414       |
| 1971          | 2081       | 2216.01    | 2285       | 2323       | 2415       |
| 1975          | 2082       | 2216.02    | 2286       | 2324       | 2416       |
| 1976          | 2083       | 2217.01    | 2287       | 2325       | 2421       |
| 1977          | 2084       | 2217.02    | 2288       | 2326       | 2422       |
|               | 2085       | 2218       | 2289       | 2327       | 2423       |
|               | 2086       | 2219       | 2291       | 2328       | 2424       |
|               | 2087       | 2221       | 2292       | 2371       | 2425       |
|               | 2088       | 2222       | 2293       | 2375       | 2426       |
|               | 2089       | 2223       | 2294       | 2376       | 2427       |
|               | 2091       | 2224       |            | 2377       | 2428       |
|               | 2092       | 2225       |            | 2383       | 2429       |
|               | 2093       | 2226       |            | 2391       | 2431       |
|               | 2094       | 2227       |            | 2392       |            |
|               | 2095       | 2241       |            | 2393       | 2732       |
|               | 2096       | 2242       |            | 2394       | 2733       |
|               | 2097       | 2243       |            | 2395       | 2734       |
|               | 2098       | 2244       |            | 2396       | 2735       |
|               |            | 2245       |            | 2397       |            |
|               |            | 2246       |            | 2398       |            |
|               |            | 2247       |            | 2399       |            |



**Table A. Demographic Characteristics of Civilian Noninstitutional Population**

| Age<br>Marital Status<br>Family Status and Age | Total<br>civilian<br>noninsti-<br>tutional<br>population | Male         |        |                  |                | Female       |         |                  |                |
|--|--|--------------|--------|------------------|----------------|--------------|---------|------------------|----------------|
|  |  | All<br>races | Negro  | White<br>Spanish | Other<br>white | All<br>races | Negro   | White<br>Spanish | Other<br>white |
| <b>AGE</b>                                     |  |              |        |                  |                |              |         |                  |                |
| Total, 16 years and over .....                 | 348 230  | 166 744      | 83 180 | 32 932           | 38 107         | 181 485      | 102 879 | 32 847           | 35 172         |
| 16 to 21 years .....                           | 47 457   | 22 245       | 12 591 | 4 834            | 3 949          | 25 212       | 15 521  | 5 191            | 3 232          |
| 16 and 17 years .....                          | 15 498   | 8 182        | 5 399  | 1 889            | 664            | 7 316        | 4 948   | 1 570            | 496            |
| 18 and 19 years .....                          | 15 121   | 7 244        | 4 106  | 1 175            | 1 606          | 7 877        | 4 734   | 1 596            | 1 240          |
| 20 and 21 years .....                          | 16 838   | 6 820        | 3 086  | 1 770            | 1 579          | 10 019       | 5 839   | 2 025            | 1 496          |
| 22 to 24 years .....                           | 24 043   | 11 228       | 5 737  | 2 965            | 1 798          | 12 814       | 6 307   | 3 584            | 2 180          |
| 25 to 34 years .....                           | 69 447   | 34 890       | 18 322 | 8 600            | 4 664          | 34 557       | 19 669  | 7 831            | 3 898          |
| 35 to 44 years .....                           | 59 028   | 29 241       | 14 379 | 7 677            | 4 619          | 29 787       | 18 933  | 6 234            | 2 499          |
| 45 to 54 years .....                           | 53 045   | 25 339       | 13 721 | 4 916            | 4 963          | 27 706       | 16 602  | 4 924            | 5 011          |
| 55 to 58 years .....                           | 23 449   | 10 729       | 5 309  | 1 087            | 3 503          | 12 721       | 7 573   | 1 302            | 3 215          |
| 60 and 61 years .....                          | 9 245  | 5 372        | 2 629  | 700              | 1 526          | 3 873        | 2 480   | 279              | 1 047          |
| 62 to 64 years .....                           | 12 488   | 6 107        | 3 039  | 237              | 2 548          | 6 381        | 3 424   | 893              | 1 859          |
| 65 years and over .....                        | 50 027   | 21 593       | 7 454  | 1 916            | 10 537         | 28 434       | 12 371  | 2 610            | 12 230         |
| <b>MARITAL STATUS</b>                          |  |              |        |                  |                |              |         |                  |                |
| Total, 16 years and over .....                 | 348 230  | 166 744      | 83 180 | 32 932           | 38 107         | 181 485      | 102 879 | 32 847           | 35 172         |
| Single .....                                   | 92 011   | 55 588       | 24 505 | 10 660           | 15 270         | 36 424       | 17 318  | 8 340            | 6 011          |
| Married, spouse present .....                  | 140 550  | 70 275       | 38 567 | 14 859           | 11 198         | 70 275       | 38 085  | 15 345           | 11 071         |
| Married, spouse present in Armed Forces .....  | 301  | -            | -      | -                | -              | 301          | 190     | -                | 48             |
| Married, spouse absent .....                   | 44 158   | 18 278       | 9 342  | 5 003            | 3 012          | 25 879       | 17 956  | 4 217            | 2 739          |
| Widowed or divorced .....                      | 71 210   | 22 603       | 10 767 | 2 411            | 8 627          | 48 606       | 29 330  | 4 944            | 13 303         |
| <b>FAMILY STATUS AND AGE</b>                   |  |              |        |                  |                |              |         |                  |                |
| Total, 16 years and over .....                 | 348 230  | 166 744      | 83 180 | 32 932           | 38 107         | 181 485      | 102 879 | 32 847           | 35 172         |
| <b>Family head</b> .....                       | 112 959  | 77 671       | 41 834 | 17 190           | 13 004         | 35 288       | 25 800  | 5 477            | 3 061          |
| 16 to 24 years .....                           | 9 564  | 5 679        | 2 912  | 1 932            | 772            | 3 885        | 2 845   | 417              | 315            |
| 25 to 54 years .....                           | 74 995   | 49 593       | 27 608 | 12 721           | 5 365          | 25 402       | 19 092  | 4 033            | 1 703          |
| 55 to 64 years .....                           | 14 671   | 11 730       | 6 478  | 1 506            | 3 028          | 2 941        | 2 035   | 276              | 563            |
| 65 years and over .....                        | 13 728   | 10 669       | 4 836  | 1 031            | 3 839          | 3 060        | 1 829   | 751              | 480            |
| <b>Relative of head</b> .....                  | 128 833  | 29 253       | 19 072 | 6 374            | 2 452          | 99 579       | 55 830  | 22 057           | 14 238         |
| 16 to 24 years .....                           | 48 413   | 19 778       | 12 971 | 4 372            | 1 657          | 28 635       | 17 472  | 7 427            | 2 157          |
| 25 to 54 years .....                           | 57 407   | 7 829        | 5 055  | 1 807            | 524            | 49 578       | 27 221  | 12 220           | 5 626          |
| 55 to 64 years .....                           | 12 305   | 813          | 813    | -                | -              | 11 492       | 6 706   | 1 449            | 2 712          |
| 65 years and over .....                        | 10 708   | 833          | 234    | 196              | 271            | 9 874        | 4 430   | 961              | 3 743          |
| <b>Unrelated individual</b> .....              | 106 438  | 59 820       | 22 274 | 9 368            | 22 650         | 46 618       | 21 249  | 5 313            | 17 873         |
| 16 to 24 years .....                           | 13 522   | 8 017        | 2 446  | 1 495            | 3 318          | 5 506        | 1 511   | 931              | 2 940          |
| 25 to 54 years .....                           | 49 118   | 32 047       | 13 758 | 6 666            | 8 356          | 17 071       | 8 890   | 2 735            | 4 080          |
| 55 to 64 years .....                           | 18 206   | 9 665        | 3 686  | 518              | 4 589          | 8 541        | 4 735   | 748              | 2 847          |
| 65 years and over .....                        | 25 591   | 10 091       | 2 385  | 688              | 6 427          | 15 500       | 6 113   | 898              | 8 007          |

**Table B. Family Size and Composition of Civilian Noninstitutional Population**

| Family Size<br>Families by Number of Children Under 18 Years          | Total<br>families | Families with male heads |        |                  |                | Families with female heads |        |                  |                |
|---|-------------------|--------------------------|--------|------------------|----------------|----------------------------|--------|------------------|----------------|
|   |                   | All<br>races             | Negro  | White<br>Spanish | Other<br>white | All<br>races               | Negro  | White<br>Spanish | Other<br>white |
| <b>FAMILY SIZE</b>  |                   |                          |        |                  |                |                            |        |                  |                |
| Total families .....  | 112 959           | 77 671                   | 41 834 | 17 190           | 13 004         | 35 288                     | 25 800 | 5 477            | 3 061          |
| <b>Families with—</b>   |                   |                          |        |                  |                |                            |        |                  |                |
| 2 persons .....   | 43 442            | 31 423                   | 14 277 | 6 005            | 8 998          | 12 019                     | 7 778  | 2 168            | 1 631          |
| 3 persons .....   | 21 846            | 13 977                   | 7 920  | 3 186            | 1 912          | 7 869                      | 5 956  | 1 057            | 789            |
| 4 persons .....   | 17 479            | 12 099                   | 7 226  | 2 671            | 1 222          | 5 380                      | 3 834  | 1 100            | 319            |
| 5 persons .....   | 12 039            | 7 774                    | 4 776  | 2 022            | 254            | 4 265                      | 3 422  | 522              | 195            |
| 6 persons .....   | 7 641             | 4 895                    | 2 764  | 1 439            | 236            | 2 746                      | 2 233  | 259              | 127            |
| 7 persons .....   | 4 754             | 3 176                    | 1 953  | 778              | 318            | 1 578                      | 1 324  | 254              | -              |
| 8 persons .....   | 2 488             | 1 715                    | 949    | 575              | -              | 773                        | 662    | 51               | -              |
| 9 persons or more .....   | 3 270             | 2 611                    | 1 969  | 515              | 64             | 659                        | 593    | 66               | -              |
| Mean size of family .....   | 3.7               | 3.7                      | 3.9    | 3.9              | 2.6            | 3.7                        | 3.8    | 3.4              | 2.8            |
| <b>FAMILIES BY NUMBER OF CHILDREN UNDER 18 YEARS</b>                  |                   |                          |        |                  |                |                            |        |                  |                |
| Total families .....  | 112 959           | 77 671                   | 41 834 | 17 190           | 13 004         | 35 288                     | 25 800 | 5 477            | 3 061          |
| <b>Families with—</b>   |                   |                          |        |                  |                |                            |        |                  |                |
| No children under 18 years .....                                      | 44 022            | 36 176                   | 16 695 | 7 366            | 9 571          | 7 846                      | 4 271  | 1 679            | 1 581          |
| 1 child .....   | 22 717            | 13 506                   | 7 406  | 3 274            | 1 801          | 9 211                      | 6 874  | 1 500            | 579            |
| 2 children .....  | 18 428            | 11 483                   | 7 230  | 2 319            | 887            | 6 945                      | 5 407  | 762              | 522            |
| 3 children .....  | 10 525            | 6 478                    | 4 037  | 1 522            | 343            | 4 048                      | 3 152  | 647              | 188            |
| 4 children .....  | 7 394             | 4 106                    | 2 678  | 1 106            | -              | 3 288                      | 2 786  | 438              | 64             |
| 5 children .....  | 4 728             | 2 827                    | 1 654  | 771              | 338            | 1 901                      | 1 453  | 257              | 127            |
| 6 children .....  | 2 188             | 1 073                    | 689    | 384              | -              | 1 115                      | 988    | 127              | -              |
| 7 children or more .....  | 2 956             | 2 021                    | 1 446  | 448              | 64             | 934                        | 868    | 66               | -              |
| Mean number of children in families with children .....               | 2.6               | 2.6                      | 2.7    | 2.7              | 2.0            | 2.6                        | 2.7    | 2.4              | 2.1            |
| Families with children 6 to 17 years only .....                       | 28 075            | 15 819                   | 10 059 | 3 231            | 1 524          | 12 256                     | 9 716  | 1 580            | 835            |
| Mean number of children 6 to 17 years .....                           | 2.2               | 2.2                      | 2.3    | 2.2              | 1.6            | 2.2                        | 2.2    | 2.2              | 2.1            |
| Families with children under 6 years .....                            | 40 862            | 25 675                   | 15 081 | 6 593            | 1 908          | 15 187                     | 11 813 | 2 219            | 644            |
| Mean number of children in families with children under 6 years ..... | 2.9               | 2.9                      | 3.0    | 3.0              | 2.3            | 3.0                        | 3.1    | 2.6              | 2.1            |





Table E. Earnings of Wage and Salary Workers on Full-Time Schedules, At Work Last Week

| Weekly and Hourly Earnings       | Total wage and salary workers on full-time schedules | Male      |        |               |             | Female    |        |               |             |
|----------------------------------|--|-----------|--------|---------------|-------------|-----------|--------|---------------|-------------|
|                                  |  | All races | Negro  | White Spanish | Other white | All races | Negro  | White Spanish | Other white |
| <b>WEEKLY EARNINGS LAST WEEK</b> |  |           |        |               |             |           |        |               |             |
| Total, 16 years and over .....   | 131 973  | 77 515    | 37 994 | 21 437        | 12 555      | 54 458    | 28 599 | 12 566        | 9 335       |
| Less than \$35 .....             | 3 396  | 1 097     | 253    | 322           | 456         | 2 299     | 1 043  | 348           | 804         |
| \$35 to \$49 .....               | 2 208  | 632       | 147    | 307           | 110         | 1 576     | 512    | 655           | 342         |
| \$50 to \$59 .....               | 2 865  | 1 091     | 571    | 376           | 70          | 1 774     | 1 051  | 385           | 203         |
| \$60 to \$64 .....               | 3 067  | 963       | 211    | 442           | 158         | 2 104     | 1 144  | 960           | -           |
| \$65 to \$69 .....               | 6 081  | 1 987     | 594    | 1 195         | 64          | 4 094     | 929    | 2 730         | 236         |
| \$70 to \$79 .....               | 9 312  | 3 172     | 1 089  | 1 502         | 344         | 6 140     | 3 020  | 2 091         | 461         |
| \$80 to \$89 .....               | 11 573   | 6 056     | 1 771  | 3 898         | 300         | 5 517     | 2 686  | 1 713         | 794         |
| \$90 to \$99 .....               | 8 562  | 4 410     | 1 818  | 1 571         | 830         | 4 152     | 2 272  | 890           | 466         |
| \$100 to \$124 .....             | 24 026   | 14 442    | 7 417  | 4 908         | 1 547       | 9 584     | 5 927  | 1 294         | 1 981       |
| \$125 to \$149 .....             | 17 625   | 11 354    | 6 430  | 2 156         | 1 844       | 6 271     | 4 049  | 656           | 905         |
| \$150 to \$174 .....             | 14 950   | 11 388    | 6 460  | 1 663         | 2 411       | 3 562     | 1 702  | 128           | 1 401       |
| \$175 to \$199 .....             | 5 165  | 3 889     | 2 348  | 802           | 366         | 1 276     | 335    | 144           | 603         |
| \$200 or more .....              | 12 715   | 10 734    | 5 557  | 1 075         | 2 682       | 1 981     | 794    | 120           | 734         |
| Not available <sup>1</sup> ..... | 10 429   | 6 301     | 3 327  | 1 201         | 1 374       | 4 127     | 3 134  | 453           | 406         |
| Median weekly earnings .....     | dollars. 114   | 129       | 138    | 103           | 148         | 94        | 100    | 75            | 115         |
| <b>HOURLY EARNINGS LAST WEEK</b> |  |           |        |               |             |           |        |               |             |
| Total, 16 years and over .....   | 131 973  | 77 515    | 37 994 | 21 437        | 12 555      | 54 458    | 28 599 | 12 566        | 9 335       |
| Less than \$0.75 .....           | 2 689  | 784       | 132    | 117           | 406         | 1 905     | 580    | 298           | 924         |
| \$0.75 to \$0.99 .....           | 1 221  | 525       | 220    | 198           | 107         | 696       | 378    | 107           | 212         |
| \$1.00 to \$1.14 .....           | 1 076  | 474       | 64     | 215           | 56          | 602       | 195    | 336           | 71          |
| \$1.15 to \$1.29 .....           | 1 419  | 961       | 433    | 340           | 188         | 458       | 197    | 188           | 73          |
| \$1.30 to \$1.44 .....           | 1 957  | 907       | 207    | 562           | -           | 1 050     | 254    | 594           | 136         |
| \$1.45 to \$1.59 .....           | 3 553  | 1 109     | 188    | 545           | 225         | 2 443     | 1 404  | 907           | 66          |
| \$1.60 to \$1.74 .....           | 6 739  | 2 053     | 742    | 953           | 358         | 4 686     | 1 452  | 2 523         | 443         |
| \$1.75 to \$1.99 .....           | 9 191  | 3 164     | 875    | 1 713         | 272         | 6 027     | 3 089  | 2 283         | 204         |
| \$2.00 to \$2.24 .....           | 12 225   | 6 699     | 2 110  | 3 925         | 513         | 5 526     | 2 492  | 1 540         | 1 107       |
| \$2.25 to \$2.49 .....           | 8 230  | 4 424     | 2 230  | 1 515         | 488         | 3 806     | 2 145  | 890           | 393         |
| \$2.50 to \$2.99 .....           | 20 496   | 12 664    | 6 241  | 4 059         | 1 789       | 7 832     | 5 021  | 1 227         | 1 193       |
| \$3.00 to \$3.49 .....           | 17 285   | 11 172    | 6 243  | 2 447         | 1 485       | 6 113     | 3 582  | 586           | 1 417       |
| \$3.50 to \$3.99 .....           | 13 060   | 9 231     | 5 470  | 1 330         | 1 539       | 3 830     | 2 497  | 257           | 680         |
| \$4.00 to \$4.99 .....           | 11 425   | 8 295     | 5 172  | 1 479         | 1 463       | 3 130     | 1 114  | 211           | 1 282       |
| \$5.00 or more .....             | 10 979   | 8 752     | 4 340  | 839           | 2 291       | 2 227     | 1 066  | 168           | 728         |
| Not available <sup>1</sup> ..... | 10 429   | 6 301     | 3 327  | 1 201         | 1 374       | 4 127     | 3 134  | 453           | 406         |
| Median hourly earnings .....     | dollars. 2.80  | 3.08      | 3.31   | 2.50          | 3.40        | 2.37      | 2.55   | 1.87          | 2.85        |

<sup>1</sup>Not used in computing median.

Table F. Characteristics of the Unemployed Civilian Noninstitutional Population

| Age and Family Status<br>Unemployment Rates by Age and Family Status<br>Other Characteristics of the Unemployed | Total<br>unemployed | Male         |       |                  |                | Female       |       |                  |                |
|---|---------------------|--------------|-------|------------------|----------------|--------------|-------|------------------|----------------|
|   |                     | All<br>races | Negro | White<br>Spanish | Other<br>white | All<br>races | Negro | White<br>Spanish | Other<br>white |
| <b>AGE AND FAMILY STATUS</b>  |                     |              |       |                  |                |              |       |                  |                |
| Total, 16 years and over .....  | 26 445              | 15 550       | 9 388 | 2 820            | 2 574          | 10 895       | 7 482 | 1 558            | 1 657          |
| 16 to 21 years .....  | 6 667               | 3 422        | 2 575 | 613              | 173            | 3 245        | 2 331 | 306              | 609            |
| Student .....   | 3 476               | 2 066        | 1 773 | 184              | 49             | 1 409        | 1 109 | 124              | 177            |
| Nonstudent .....  | 3 191               | 1 356        | 802   | 429              | 124            | 1 836        | 1 222 | 181              | 432            |
| 16 to 19 years .....  | 4 694               | 2 554        | 1 892 | 429              | 173            | 2 140        | 1 658 | 185              | 298            |
| Student .....   | 2 794               | 1 630        | 1 399 | 121              | 49             | 1 164        | 927   | 124              | 113            |
| Nonstudent .....  | 1 901               | 924          | 493   | 308              | 124            | 976          | 731   | 60               | 185            |
| 20 years and over .....   | 21 750              | 12 995       | 7 496 | 2 391            | 2 400          | 8 755        | 5 824 | 1 373            | 1 360          |
| 20 to 24 years .....  | 4 776               | 2 573        | 1 926 | 537              | 110            | 2 203        | 1 583 | 185              | 436            |
| 25 to 44 years .....  | 10 127              | 5 983        | 3 343 | 1 227            | 990            | 4 144        | 3 256 | 511              | 313            |
| 45 to 54 years .....  | 4 544               | 2 740        | 1 436 | 366              | 801            | 1 804        | 852   | 609              | 276            |
| 55 years and over .....   | 2 304               | 1 700        | 791   | 262              | 500            | 604          | 132   | 69               | 335            |
| Family head .....   | 7 834               | 5 394        | 2 866 | 1 347            | 843            | 2 440        | 1 843 | 275              | 259            |
| Wife of head .....  | 3 161               | -            | -     | -                | -              | 3 161        | 2 060 | 637              | 329            |
| Other relative of head .....  | 8 219               | 4 758        | 3 567 | 946              | 124            | 3 461        | 2 840 | 306              | 316            |
| Unrelated individual .....  | 7 231               | 5 397        | 2 955 | 527              | 1 607          | 1 833        | 738   | 340              | 754            |
| <b>UNEMPLOYMENT RATES BY AGE AND FAMILY STATUS</b>  |                     |              |       |                  |                |              |       |                  |                |
| Total, 16 years and over .....  | 13.1                | 13.4         | 15.9  | 10.5             | 12.5           | 12.7         | 15.6  | 9.0              | 11.3           |
| 16 to 21 years .....  | 27.9                | 27.0         | 37.2  | 18.4             | 8.4            | 28.8         | 34.1  | 11.8             | 42.4           |
| Student .....   | 29.8                | 32.4         | 42.8  | 18.8             | 5.2            | 26.6         | 31.0  | 18.5             | 21.9           |
| Nonstudent .....  | 26.0                | 21.6         | 28.9  | 18.3             | 11.2           | 30.7         | 37.6  | 9.5              | 68.7           |
| 16 to 19 years .....  | 34.5                | 33.7         | 41.9  | 25.0             | 15.7           | 35.5         | 44.2  | 13.2             | 36.4           |
| Student .....   | 33.3                | 33.9         | 42.6  | 15.2             | 10.1           | 32.6         | 38.6  | 22.7             | 19.9           |
| Nonstudent .....  | 36.4                | 33.4         | 40.0  | 33.4             | 20.2           | 39.7         | 54.1  | 7.1              | 73.6           |
| 20 years and over .....   | 11.6                | 12.0         | 13.7  | 9.5              | 12.3           | 11.0         | 13.2  | 8.7              | 9.8            |
| 20 to 24 years .....  | 17.7                | 18.3         | 26.5  | 12.6             | 5.3            | 17.1         | 23.2  | 5.6              | 22.5           |
| 25 to 44 years .....  | 10.8                | 10.8         | 12.0  | 8.2              | 12.9           | 10.9         | 14.3  | 6.5              | 7.3            |
| 45 to 54 years .....  | 12.3                | 12.9         | 12.6  | 8.5              | 20.1           | 11.5         | 9.9   | 19.0             | 9.0            |
| 55 years and over .....   | 7.6                 | 9.8          | 9.6   | 15.0             | 8.6            | 4.7          | 2.2   | 4.8              | 7.3            |
| Family head .....   | 9.8                 | 8.9          | 8.7   | 9.0              | 10.7           | 12.6         | 13.0  | 9.0              | 14.9           |
| Wife of head .....  | 10.7                | .0           | .0    | .0               | .0             | 10.7         | 12.7  | 9.5              | 8.5            |
| Other relative of head .....  | 25.7                | 26.7         | 31.9  | 22.2             | 8.3            | 24.5         | 35.9  | 8.1              | 19.4           |
| Unrelated individual .....  | 12.1                | 14.5         | 19.6  | 6.8              | 14.2           | 8.2          | 7.7   | 9.1              | 10.1           |
| <b>OTHER CHARACTERISTICS OF THE UNEMPLOYED</b>  |                     |              |       |                  |                |              |       |                  |                |
| Total, 16 years and over .....  | 26 445              | 15 550       | 9 388 | 2 820            | 2 574          | 10 895       | 7 482 | 1 558            | 1 657          |
| Looking for full-time work .....  | 22 544              | 13 733       | 8 173 | 2 498            | 2 295          | 8 811        | 6 415 | 1 309            | 956            |
| Percent of full-time labor force .....  | 12.5                | 12.8         | 14.9  | 9.6              | 12.6           | 12.0         | 15.7  | 8.5              | 7.9            |
| Looking for part-time work .....  | 3 900               | 1 816        | 1 216 | 322              | 279            | 2 084        | 1 067 | 248              | 701            |
| <b>Duration of Unemployment</b>   |                     |              |       |                  |                |              |       |                  |                |
| Less than 5 weeks .....   | 8 397               | 4 481        | 2 622 | 1 116            | 543            | 3 916        | 2 325 | 639              | 885            |
| 5 to 14 weeks .....   | 6 660               | 3 587        | 1 911 | 907              | 645            | 3 072        | 2 084 | 459              | 399            |
| 15 weeks or more .....  | 5 408               | 3 383        | 1 646 | 602              | 765            | 2 025        | 1 525 | 251              | 249            |
| 27 weeks or more .....  | 5 980               | 4 098        | 3 209 | 195              | 620            | 1 882        | 1 548 | 209              | 125            |
| Lost or laid off from last job .....  | 10 577              | 7 607        | 4 929 | 1 251            | 1 088          | 2 970        | 2 047 | 729              | 127            |
| Left last job .....   | 3 567               | 1 760        | 836   | 445              | 346            | 1 806        | 1 037 | 255              | 446            |
| Entered or reentered labor force .....  | 12 301              | 6 183        | 3 623 | 1 124            | 1 140          | 6 118        | 4 398 | 573              | 1 084          |

**Table G. Problems Affecting Job Holding and Job Seeking for Civilian Noninstitutional Population**

[Limited to persons 16 to 64 years, not in school and not expecting to return to school within 3 months]

| Problems of Employed Persons<br>Problems of Unemployed Persons<br>Reasons Persons Not in the Labor Force Do Not Seek Work | Total civilian noninstitutional population | Male      |        |               |             | Female    |        |               |             |
|---|--|-----------|--------|---------------|-------------|-----------|--------|---------------|-------------|
|   |  | All races | Negro  | White Spanish | Other white | All races | Negro  | White Spanish | Other white |
| <b>PROBLEMS OF EMPLOYED PERSONS IN HOLDING A JOB OR FINDING A BETTER ONE</b>  |  |           |        |               |             |           |        |               |             |
| Total employed .....  | 158 135                                    | 91 661    | 45 522 | 22 816        | 15 950      | 66 474    | 36 530 | 14 560        | 10 630      |
| With problem(s) in holding a job or finding a better one .....  | 53 608                                     | 27 828    | 13 392 | 9 280         | 4 301       | 25 780    | 15 570 | 6 522         | 2 576       |
| Family responsibilities .....   | 5 275                                      | 141       | 141    | -             | -           | 5 134     | 3 809  | 1 008         | 190         |
| Poor health, illness, or disability .....   | 10 846                                     | 4 342     | 2 494  | 488           | 1 289       | 6 504     | 3 599  | 1 760         | 950         |
| Lack of skill, experience, or education .....   | 38 528                                     | 20 464    | 10 705 | 6 681         | 2 361       | 18 064    | 11 865 | 4 049         | 1 439       |
| Employers think too young or too old .....  | 3 568                                      | 2 047     | 895    | 312           | 766         | 1 521     | 776    | 204           | 541         |
| All other .....   | 9 411                                      | 5 972     | 1 332  | 3 435         | 1 078       | 3 439     | 746    | 1 697         | 659         |
| 1 problem only .....  | 41 592                                     | 23 105    | 11 218 | 7 705         | 3 461       | 18 488    | 11 250 | 4 658         | 1 655       |
| More than 1 problem .....   | 12 015                                     | 4 723     | 2 174  | 1 576         | 839         | 7 292     | 4 320  | 1 865         | 921         |
| No problem identified .....   | 103 765                                    | 63 532    | 32 069 | 13 380        | 11 566      | 40 233    | 20 693 | 7 907         | 8 054       |
| Not available .....   | 762  | 301       | 61     | 157           | 84          | 461       | 267    | 130           | -           |
| <b>PROBLEMS OF UNEMPLOYED PERSONS IN FINDING A JOB</b>  |  |           |        |               |             |           |        |               |             |
| Total unemployed .....  | 21 918                                     | 12 881    | 7 255  | 2 583         | 2 336       | 9 037     | 6 131  | 1 368         | 1 343       |
| With problem(s) in finding a job .....  | 12 112                                     | 6 701     | 3 895  | 1 341         | 1 031       | 5 412     | 3 727  | 861           | 760         |
| Family responsibilities .....   | 1 566                                      | -         | -      | -             | -           | 1 566     | 1 110  | 131           | 261         |
| Poor health, illness, or disability .....   | 1 632                                      | 961       | 577    | 176           | 208         | 671       | 473    | 67            | 131         |
| Lack of skill, experience, or education .....   | 8 880                                      | 4 760     | 2 725  | 1 125         | 551         | 4 120     | 2 951  | 794           | 375         |
| Employers think too young or too old .....  | 1 259                                      | 753       | 381    | 60            | 238         | 506       | 191    | -             | 314         |
| All other .....   | 2 344                                      | 2 013     | 1 092  | 478           | 443         | 330       | 66     | 141           | 124         |
| 1 problem only .....  | 8 745                                      | 4 985     | 3 015  | 843           | 693         | 3 760     | 2 729  | 589           | 378         |
| More than 1 problem .....   | 3 368                                      | 1 716     | 880    | 498           | 338         | 1 652     | 998    | 272           | 382         |
| No problem identified .....   | 8 431                                      | 5 503     | 3 073  | 1 118         | 1 111       | 2 927     | 2 083  | 251           | 459         |
| Not available .....   | 1 375                                      | 677       | 287    | 124           | 194         | 698       | 321    | 252           | 124         |
| <b>REASONS PERSONS NOT IN THE LABOR FORCE DO NOT SEEK WORK</b>  |  |           |        |               |             |           |        |               |             |
| Total not in labor force .....  | 78 790                                     | 19 358    | 10 985 | 2 368         | 5 213       | 59 432    | 36 770 | 11 661        | 7 892       |
| Want or might want a job .....  | 27 950                                     | 6 363     | 3 308  | 1 218         | 1 531       | 21 586    | 14 431 | 3 857         | 2 604       |
| Reasons not seeking work:   |  |           |        |               |             |           |        |               |             |
| Retirement .....  | 134  | 63        | 63     | -             | -           | 70        | -      | -             | 70          |
| Family responsibilities .....   | 12 389                                     | 93        | -      | -             | 93          | 12 296    | 8 207  | 2 356         | 1 241       |
| Poor health, illness, or disability .....   | 13 655                                     | 4 894     | 2 194  | 1 218         | 1 236       | 8 762     | 6 426  | 798           | 1 465       |
| Looked but could not find work .....  | 6 411                                      | 1 603     | 1 085  | -             | 295         | 4 808     | 3 302  | 836           | 479         |
| Transportation problems .....   | 6 198                                      | 1 085     | 451    | -             | 550         | 5 114     | 3 680  | 774           | 596         |
| Lack of skill, experience, or education .....   | 9 970                                      | 1 915     | 1 050  | 339           | 348         | 8 055     | 6 052  | 1 336         | 667         |
| Employers think too young or too old .....  | 2 135                                      | 636       | 193    | -             | 281         | 1 498     | 963    | 326           | 209         |
| All other .....   | 2 639                                      | 567       | 251    | -             | 316         | 2 073     | 779    | 701           | 465         |
| 1 reason only .....   | 11 793                                     | 3 342     | 1 751  | 878           | 653         | 8 451     | 4 932  | 1 994         | 1 023       |
| More than 1 reason .....  | 16 156                                     | 3 021     | 1 557  | 339           | 878         | 13 135    | 9 500  | 1 864         | 1 581       |
| Do not want a job .....   | 50 841                                     | 12 995    | 7 677  | 1 150         | 3 683       | 37 846    | 22 339 | 7 804         | 5 288       |

**Table H: Job Tenure, Annual Work Experience, Annual Earnings, and Income for Civilian Noninstitutional Population**

| Job Tenure<br>Work Experience<br>Annual Earnings<br>Income | Total   | Male      |        |               |             | Female    |        |               |             |
|--|---------|-----------|--------|---------------|-------------|-----------|--------|---------------|-------------|
|  |         | All races | Negro  | White Spanish | Other white | All races | Negro  | White Spanish | Other white |
| <b>LENGTH OF TIME ON CURRENT JOB</b>                       |         |           |        |               |             |           |        |               |             |
| Total employed   | 174 827 | 100 184   | 49 768 | 24 164        | 18 066      | 74 643    | 40 476 | 15 718        | 13 049      |
| Less than 1 year   | 45 562  | 25 577    | 10 882 | 7 912         | 4 570       | 19 984    | 9 480  | 5 506         | 3 284       |
| Percent of total   | 26.1    | 25.5      | 21.9   | 32.7          | 25.3        | 26.8      | 23.4   | 35.0          | 25.2        |
| 1 or 2 years   | 40 384  | 21 512    | 9 933  | 6 995         | 3 548       | 18 872    | 10 561 | 4 260         | 2 772       |
| 3 to 5 years   | 31 614  | 18 225    | 9 321  | 4 393         | 3 017       | 13 389    | 7 335  | 2 877         | 2 445       |
| 6 to 10 years  | 19 117  | 10 446    | 6 123  | 1 401         | 1 666       | 8 671     | 5 565  | 1 214         | 1 300       |
| 11 to 20 years   | 21 823  | 13 728    | 7 096  | 1 973         | 2 909       | 8 096     | 4 708  | 549           | 2 026       |
| 21 to 30 years   | 8 137   | 6 073     | 4 409  | 212           | 1 224       | 2 064     | 1 251  | 200           | 470         |
| More than 30 years   | 1 474   | 862       | 282    | 71            | 439         | 612       | 267    | -             | 279         |
| Not available <sup>1</sup>                                 | 6 717   | 3 761     | 1 723  | 1 207         | 693         | 2 956     | 1 309  | 1 112         | 473         |
| Median years on job  | 2.9     | 3.2       | 4.0    | 2.0           | 3.6         | 2.7       | 2.9    | 1.8           | 3.3         |
| <b>SELECTED WORK CHARACTERISTICS<sup>1</sup></b>           |         |           |        |               |             |           |        |               |             |
| Worked 50 to 52 weeks at full-time job                     | 109 584 | 67 557    | 33 920 | 16 531        | 10 825      | 42 027    | 22 285 | 8 930         | 7 758       |
| Unemployed 5 weeks or more                                 | 37 238  | 23 625    | 13 313 | 5 215         | 4 342       | 13 612    | 8 558  | 2 876         | 1 722       |
| Unemployed 15 weeks or more                                | 21 583  | 13 963    | 8 036  | 2 508         | 2 727       | 7 620     | 4 992  | 1 340         | 948         |
| Did not work at all during last 12 months                  | 127 653 | 42 954    | 20 102 | 4 617         | 14 974      | 84 699    | 49 374 | 12 961        | 17 966      |
| Main reason was poor health, illness, or disability        | 39 270  | 14 860    | 8 127  | 1 296         | 4 838       | 24 409    | 17 286 | 1 720         | 4 863       |
| <b>ANNUAL EARNINGS OF YEAR-ROUND FULL-TIME WORKERS</b>     |         |           |        |               |             |           |        |               |             |
| Total workers  | 109 584 | 67 557    | 33 920 | 16 531        | 10 825      | 42 027    | 22 285 | 8 930         | 7 758       |
| Less than \$2,000  | 8 107   | 4 538     | 1 344  | 1 394         | 889         | 3 569     | 1 835  | 760           | 841         |
| \$2,000 to \$2,999   | 4 676   | 1 957     | 433    | 805           | 420         | 2 719     | 1 600  | 663           | 258         |
| \$3,000 to \$3,999   | 13 562  | 4 727     | 1 753  | 2 307         | 348         | 8 835     | 4 389  | 3 179         | 795         |
| \$4,000 to \$4,999   | 14 492  | 6 627     | 2 490  | 3 114         | 648         | 7 865     | 4 044  | 2 252         | 1 047       |
| \$5,000 to \$5,999   | 14 736  | 8 846     | 4 962  | 2 754         | 876         | 5 890     | 3 432  | 949           | 1 043       |
| \$6,000 to \$6,999   | 15 558  | 10 199    | 5 465  | 2 278         | 1 454       | 5 359     | 3 455  | 403           | 902         |
| \$7,000 to \$7,999   | 12 585  | 8 958     | 5 373  | 1 390         | 1 708       | 3 628     | 1 663  | 324           | 1 376       |
| \$8,000 to \$8,999   | 10 856  | 8 839     | 5 399  | 1 341         | 1 590       | 2 018     | 1 062  | 211           | 615         |
| \$9,000 to \$9,999   | 4 275   | 3 336     | 1 680  | 473           | 574         | 939       | 338    | 67            | 334         |
| \$10,000 to \$11,999                                       | 5 484   | 4 893     | 2 690  | 263           | 991         | 592       | 196    | 53            | 342         |
| \$12,000 to \$14,999                                       | 3 505   | 3 303     | 1 673  | 271           | 1 008       | 202       | 136    | -             | -           |
| \$15,000 or more   | 1 746   | 1 334     | 659    | 141           | 320         | 412       | 136    | 70            | 205         |
| Median earnings  | 5 963   | 6 704     | 7 107  | 5 246         | 7 455       | 4 766     | 4 838  | 3 957         | 5 934       |
| <b>Family heads, total</b>                                 |         |           |        |               |             |           |        |               |             |
| Family heads, total  | 52 852  | 42 697    | 23 273 | 10 503        | 5 075       | 10 155    | 7 034  | 1 984         | 942         |
| Less than \$2,000  | 3 155   | 2 367     | 810    | 459           | 431         | 788       | 536    | 121           | 131         |
| \$2,000 to \$2,999   | 1 439   | 970       | 200    | 512           | 191         | 469       | 330    | 139           | -           |
| \$3,000 to \$3,999   | 5 199   | 2 933     | 1 052  | 1 375         | 260         | 2 266     | 1 315  | 822           | 129         |
| \$4,000 to \$4,999   | 6 595   | 4 308     | 1 782  | 2 014         | 137         | 2 287     | 1 587  | 572           | 67          |
| \$5,000 to \$5,999   | 6 654   | 5 795     | 3 237  | 1 778         | 576         | 859       | 725    | 67            | 67          |
| \$6,000 to \$6,999   | 8 171   | 6 434     | 3 514  | 1 749         | 524         | 1 738     | 1 338  | 198           | 134         |
| \$7,000 to \$7,999   | 6 498   | 5 494     | 3 792  | 581           | 918         | 1 005     | 733    | 64            | 141         |
| \$8,000 to \$8,999   | 6 431   | 5 957     | 4 119  | 1 028         | 552         | 474       | 336    | -             | 136         |
| \$9,000 to \$9,999   | 2 520   | 2 384     | 1 258  | 473           | 395         | 136       | 136    | -             | -           |
| \$10,000 to \$11,999                                       | 3 300   | 3 300     | 1 962  | 195           | 547         | -         | -      | -             | -           |
| \$12,000 to \$14,999                                       | 2 005   | 2 005     | 1 141  | 271           | 399         | -         | -      | -             | -           |
| \$15,000 or more   | 884     | 750       | 407    | 67            | 144         | 134       | -      | -             | 134         |
| Median earnings  | 6 422   | 6 783     | 7 284  | 5 519         | 7 456       | 4 680     | 4 843  | 3 890         | 6 567       |
| <b>INCOME OF UNRELATED INDIVIDUALS</b>                     |         |           |        |               |             |           |        |               |             |
| Total unrelated individuals                                | 106 438 | 59 820    | 22 274 | 9 368         | 22 650      | 46 618    | 21 249 | 5 313         | 17 873      |
| Less than \$1,000  | 13 985  | 6 662     | 2 222  | 893           | 2 553       | 7 323     | 3 308  | 786           | 2 927       |
| \$1,000 to \$1,999   | 18 891  | 9 595     | 3 329  | 1 853         | 3 606       | 9 296     | 3 978  | 741           | 4 235       |
| \$2,000 to \$2,999   | 23 565  | 11 551    | 3 716  | 1 299         | 5 629       | 12 014    | 6 384  | 1 358         | 4 002       |
| \$3,000 to \$3,999   | 12 456  | 7 069     | 2 412  | 1 246         | 2 581       | 5 387     | 2 119  | 937           | 1 813       |
| \$4,000 to \$4,999   | 7 699   | 4 580     | 1 338  | 1 083         | 2 092       | 3 119     | 1 669  | 537           | 843         |
| \$5,000 to \$5,999   | 7 108   | 3 793     | 1 982  | 910           | 788         | 3 315     | 1 404  | 249           | 1 595       |
| \$6,000 to \$6,999   | 6 344   | 4 451     | 2 449  | 655           | 991         | 1 893     | 868    | 137           | 679         |
| \$7,000 to \$7,999   | 5 279   | 3 679     | 1 582  | 885           | 958         | 1 599     | 595    | 173           | 698         |
| \$8,000 to \$8,999   | 4 032   | 2 830     | 1 179  | 313           | 1 087       | 1 202     | 594    | 67            | 541         |
| \$9,000 to \$9,999   | 1 721   | 1 110     | 615    | -             | 231         | 611       | 201    | 137           | 140         |
| \$10,000 to \$11,999                                       | 3 104   | 2 598     | 901    | 68            | 1 100       | 506       | 130    | 53            | 256         |
| \$12,000 to \$14,999                                       | 1 597   | 1 387     | 358    | 88            | 785         | 210       | -      | 70            | 73          |
| \$15,000 or more   | 655     | 514       | 191    | 74            | 249         | 141       | -      | 70            | 70          |
| Median Income  | 2 909   | 3 408     | 3 942  | 3 570         | 2 940       | 2 581     | 2 538  | 2 882         | 2 474       |

<sup>1</sup> Not used in computing median.

**Table I. Total Family Income for Civilian Noninstitutional Population**

(Includes wives in male-headed families whose head is present and a member of the Armed Forces)

| Total Family Income        | Total families | Families with male heads |        |               |             | Families with female heads |        |               |             |
|----------------------------|----------------|--------------------------|--------|---------------|-------------|----------------------------|--------|---------------|-------------|
|                            |                | All races                | Negro  | White Spanish | Other white | All races                  | Negro  | White Spanish | Other white |
| Total families .....       | 113 197        | 77 972                   | 42 025 | 17 190        | 13 052      | 35 225                     | 25 736 | 5 477         | 3 061       |
| Less than \$1,000 .....    | 3 515          | 1 583                    | 694    | 559           | 261         | 1 931                      | 931    | 363           | 269         |
| \$1,000 to \$1,999 .....   | 5 611          | 2 377                    | 1 014  | 625           | 331         | 3 234                      | 2 314  | 471           | 382         |
| \$2,000 to \$2,999 .....   | 10 331         | 5 228                    | 2 775  | 739           | 1 648       | 5 103                      | 3 456  | 1 067         | 450         |
| \$3,000 to \$3,999 .....   | 10 599         | 5 137                    | 2 371  | 1 359         | 1 144       | 5 462                      | 4 487  | 708           | 266         |
| \$4,000 to \$4,999 .....   | 11 517         | 7 166                    | 3 225  | 2 193         | 1 130       | 4 351                      | 3 757  | 329           | 200         |
| \$5,000 to \$5,999 .....   | 10 716         | 7 185                    | 4 173  | 1 564         | 924         | 3 531                      | 2 802  | 598           | 67          |
| \$6,000 to \$6,999 .....   | 10 916         | 7 825                    | 4 088  | 2 331         | 818         | 3 091                      | 2 113  | 580           | 399         |
| \$7,000 to \$7,999 .....   | 9 123          | 7 333                    | 4 329  | 1 666         | 1 011       | 1 790                      | 1 252  | 268           | 210         |
| \$8,000 to \$8,999 .....   | 8 670          | 7 069                    | 3 622  | 2 004         | 1 037       | 1 601                      | 1 270  | 128           | 203         |
| \$9,000 to \$9,999 .....   | 6 900          | 5 197                    | 2 995  | 1 178         | 762         | 1 703                      | 1 119  | 375           | 209         |
| \$10,000 to \$11,999 ..... | 9 843          | 8 599                    | 4 794  | 1 284         | 1 733       | 1 245                      | 785    | 460           | -           |
| \$12,000 to \$14,999 ..... | 7 593          | 6 334                    | 3 746  | 889           | 1 103       | 1 259                      | 799    | 130           | 199         |
| \$15,000 or more .....     | 7 865          | 6 940                    | 4 202  | 799           | 1 151       | 925                        | 652    | -             | 205         |
| Median income .....        | 6 439          | 7 366                    | 7 633  | 6 700         | 7 323       | 4 498                      | 4 456  | 4 585         | 4 817       |

**Table J. Extent of Poverty in Civilian Noninstitutional Population**

| Number and Percent of Persons With Income Below the Poverty Level | Total persons | Male      |        |               |             | Female    |         |               |             |
|---|---------------|-----------|--------|---------------|-------------|-----------|---------|---------------|-------------|
|   |               | All races | Negro  | White Spanish | Other white | All races | Negro   | White Spanish | Other white |
| Total persons, 16 years and over .....                            | 348 230       | 166 744   | 83 180 | 32 932        | 38 107      | 181 485   | 102 879 | 32 847        | 35 172      |
| <b>NUMBER OF PERSONS WITH INCOME BELOW THE POVERTY LEVEL</b>      |               |           |        |               |             |           |         |               |             |
| Total .....   | 79 076        | 34 791    | 15 884 | 7 325         | 8 506       | 44 286    | 24 978  | 7 229         | 9 788       |
| Total persons in families, 16 years and over .....                | 45 265        | 16 875    | 9 785  | 4 073         | 1 906       | 28 390    | 18 051  | 5 565         | 3 128       |
| 16 to 24 years .....  | 12 335        | 5 317     | 3 758  | 1 073         | 372         | 7 018     | 4 300   | 1 315         | 866         |
| 25 to 64 years .....  | 29 058        | 9 490     | 4 990  | 2 659         | 1 118       | 19 568    | 12 698  | 3 841         | 2 058       |
| 65 years and over .....   | 3 872         | 2 068     | 1 037  | 341           | 416         | 1 804     | 1 053   | 409           | 204         |
| Total unrelated individuals, 16 years and over .....              | 33 811        | 17 915    | 6 099  | 3 252         | 6 600       | 15 896    | 6 928   | 1 664         | 6 660       |
| <b>PERCENT BELOW THE POVERTY LEVEL</b>                            |               |           |        |               |             |           |         |               |             |
| Total persons in families, 16 years and over .....                | 18.7          | 15.8      | 16.1   | 17.3          | 12.3        | 21.1      | 22.1    | 20.2          | 18.1        |
| 16 to 24 years .....  | 21.3          | 20.9      | 23.7   | 17.0          | 15.3        | 21.6      | 21.2    | 16.8          | 35.0        |
| 25 to 64 years .....  | 18.2          | 13.6      | 12.5   | 16.6          | 12.5        | 21.9      | 23.1    | 21.4          | 19.4        |
| 65 years and over .....   | 15.8          | 18.0      | 20.5   | 27.8          | 10.1        | 13.9      | 16.8    | 23.9          | 4.8         |
| Total unrelated individuals, 16 years and over .....              | 31.8          | 29.9      | 27.4   | 34.7          | 29.1        | 34.1      | 32.6    | 31.3          | 37.3        |



**Table K. Extent of Poverty in Families of Civilian Noninstitutional Population**

[Includes wives in male-headed families whose head is present and a member of the Armed Forces]

| Family Size<br>Work Experience                                  | All-<br>families<br>with income<br>below the<br>poverty level | Families with male heads |       |                  |                | Families with female heads |        |                  |                |
|---|---|--------------------------|-------|------------------|----------------|----------------------------|--------|------------------|----------------|
|   |   | All<br>races             | Negro | White<br>Spanish | Other<br>white | All<br>races               | Negro  | White<br>Spanish | Other<br>white |
| All families with income below the poverty level                | 25 756  | 11 948                   | 6 200 | 3 244            | 1 507          | 13 808                     | 10 266 | 1 874            | 1 104          |
| Families with—  |   |                          |       |                  |                |                            |        |                  |                |
| 2 persons   | 7 772   | 3 970                    | 2 119 | 733              | 845            | 3 802                      | 2 480  | 675              | 396            |
| 3 persons   | 2 982   | 1 201                    | 446   | 376              | 195            | 1 781                      | 1 469  | 118              | 195            |
| 4 persons   | 4 323   | 1 795                    | 951   | 316              | 315            | 2 528                      | 1 828  | 382              | 255            |
| 5 persons   | 4 546   | 1 992                    | 999   | 863              | -              | 2 554                      | 1 905  | 328              | 195            |
| 6 persons   | 2 295   | 983                      | 445   | 254              | 89             | 1 313                      | 992    | 193              | 64             |
| 7 persons or more   | 3 837   | 2 007                    | 1 240 | 703              | 64             | 1 831                      | 1 592  | 178              | -              |
| Families with—  |   |                          |       |                  |                |                            |        |                  |                |
| No children under 18 years                                      | 5 281   | 4 137                    | 2 154 | 796              | 845            | 1 144                      | 540    | 140              | 343            |
| Children 6 to 17 years only                                     | 7 375   | 2 576                    | 1 518 | 551              | 156            | 4 798                      | 3 903  | 456              | 378            |
| Mean number 6 to 17 years                                       | 2.5   | 2.4                      | 2.6   | 2.3              | 2.1            | 2.5                        | 2.4    | 4.0              | 2.4            |
| Children under 6 years  | 13 100  | 5 235                    | 2 527 | 1 896            | 506            | 7 866                      | 5 822  | 1 278            | 382            |
| Mean number of children in families with children under 6 years | 3.4   | 3.4                      | 3.7   | 3.5              | 2.5            | 3.4                        | 3.7    | 2.5              | 2.5            |
| Total families with head under age 65                           | 23 141  | 9 993                    | 5 208 | 2 903            | 1 159          | 13 148                     | 9 744  | 1 735            | 1 104          |
| Head worked 50 to 52 weeks, full time                           | 3 682   | 3 016                    | 1 074 | 1 369            | 64             | 667                        | 536    | -                | 131            |
| Head worked 27 to 49 weeks, full time                           | 2 410   | 1 616                    | 841   | 512              | 198            | 794                        | 462    | 265              | -              |
| Head worked 1 to 26 weeks, full time                            | 3 400   | 1 505                    | 782   | 382              | 191            | 1 894                      | 1 284  | 272              | 315            |
| Head worked part time   | 1 837   | 646                      | 455   | 130              | 64             | 1 181                      | 808    | 118              | 265            |
| Head did not work at all  | 11 812  | 3 210                    | 2 058 | 510              | 643            | 8 601                      | 6 694  | 1 080            | 393            |
| Main reason was poor health, illness, or disability             | 4 598   | 2 153                    | 1 416 | 157              | 579            | 2 446                      | 2 057  | 131              | 258            |
| <b>PERCENT OF FAMILIES WITH INCOME BELOW THE POVERTY LEVEL</b>  |   |                          |       |                  |                |                            |        |                  |                |
| All families  | 22.8  | 15.3                     | 14.8  | 18.9             | 11.5           | 39.2                       | 39.9   | 34.2             | 36.1           |
| Families with—  |   |                          |       |                  |                |                            |        |                  |                |
| 2 persons   | 17.9  | 12.6                     | 14.7  | 12.2             | 9.4            | 31.8                       | 32.1   | 31.1             | 24.3           |
| 3 persons   | 13.6  | 8.6                      | 5.6   | 11.8             | 9.9            | 22.6                       | 24.7   | 11.2             | 24.7           |
| 4 persons   | 24.7  | 14.8                     | 13.2  | 11.8             | 25.8           | 47.0                       | 47.7   | 34.7             | 80.0           |
| 5 persons   | 37.6  | 25.4                     | 20.9  | 42.7             | .0             | 59.9                       | 55.7   | 62.8             | 100.0          |
| 6 persons   | 29.8  | 19.8                     | 15.8  | 17.7             | 37.6           | 47.8                       | 44.4   | 74.6             | 50.0           |
| 7 persons or more   | 36.5  | 26.7                     | 25.5  | 37.6             | 16.7           | 60.8                       | 61.8   | 47.9             | .0             |
| Families with—  |   |                          |       |                  |                |                            |        |                  |                |
| No children under 18 years                                      | 12.0  | 11.4                     | 12.9  | 10.8             | 8.8            | 14.6                       | 12.7   | 8.3              | 21.7           |
| Children 6 to 17 years only                                     | 26.2  | 16.2                     | 15.0  | 17.1             | 10.2           | 39.2                       | 40.2   | 28.9             | 45.3           |
| Children under 6 years  | 31.9  | 20.2                     | 16.6  | 28.8             | 25.9           | 52.0                       | 49.6   | 57.6             | 59.3           |
| Total families with head under age 65                           | 23.3  | 14.8                     | 14.0  | 18.0             | 12.6           | 40.9                       | 40.8   | 36.7             | 42.8           |
| Head worked 50 to 52 weeks, full time                           | 7.2   | 7.3                      | 4.7   | 13.2             | 1.4            | 6.7                        | 7.8    | .0               | 14.9           |
| Head worked 27 to 49 weeks, full time                           | 15.3  | 14.6                     | 14.2  | 16.3             | 11.7           | 16.9                       | 12.7   | 44.4             | .0             |
| Head worked 1 to 26 weeks, full time                            | 35.8  | 24.8                     | 22.9  | 34.5             | 15.6           | 56.7                       | 54.3   | 50.0             | 70.8           |
| Head worked part time   | 37.2  | 32.0                     | 38.0  | 27.3             | 24.4           | 40.8                       | 34.5   | 63.7             | 67.6           |
| Head did not work at all  | 66.1  | 49.0                     | 53.5  | 47.4             | 47.1           | 76.1                       | 76.7   | 72.9             | 74.0           |
| Main reason was poor health, illness, or disability             | 58.4  | 53.1                     | 56.9  | 27.5             | 67.7           | 64.0                       | 63.6   | 49.3             | 100.0          |

Table L. Installment Debt and Charges for Rent, Mortgages, and Utilities

| Installment Debt<br>Mortgage or Rent and Utilities<br>Persons Per Room | Total<br>primary<br>families | Primary families with male heads |        |                  |                | Primary families with female heads |        |                  |                |
|--|------------------------------|----------------------------------|--------|------------------|----------------|------------------------------------|--------|------------------|----------------|
|  |                              | All<br>races                     | Negro  | White<br>Spanish | Other<br>white | All<br>races                       | Negro  | White<br>Spanish | Other<br>white |
| <b>MONTHLY INSTALLMENT DEBT<sup>1</sup></b>                            |                              |                                  |        |                  |                |                                    |        |                  |                |
| Total families .....   | 111 970                      | 76 927                           | 41 283 | 17 130           | 13 004         | 35 043                             | 25 800 | 5 417            | 2 997          |
| None .....   | 39 685                       | 26 962                           | 11 299 | 5 964            | 7 241          | 12 723                             | 8 203  | 2 398            | 1 745          |
| Percent of total .....   | 35.4                         | 35.0                             | 27.4   | 34.8             | 55.7           | 36.3                               | 31.8   | 44.3             | 58.2           |
| \$1 to \$10 .....  | 1 997                        | 1 393                            | 502    | 223              | 324            | 604                                | 469    | 71               | -              |
| \$11 to \$20 .....   | 5 454                        | 2 855                            | 1 483  | 841              | 194            | 2 598                              | 2 193  | 265              | 140            |
| \$21 to \$30 .....   | 5 808                        | 3 486                            | 2 287  | 786              | 342            | 2 323                              | 1 796  | 470              | 56             |
| \$31 to \$40 .....   | 4 035                        | 2 453                            | 989    | 991              | 409            | 1 582                              | 1 314  | 131              | 71             |
| \$41 to \$50 .....   | 2 729                        | 1 795                            | 1 034  | 325              | 242            | 934                                | 803    | 131              | -              |
| \$51 to \$60 .....   | 3 450                        | 2 471                            | 1 229  | 604              | 352            | 978                                | 915    | 64               | -              |
| \$61 to \$75 .....   | 5 330                        | 3 402                            | 1 809  | 1 193            | 336            | 1 929                              | 1 263  | 270              | 269            |
| \$76 to \$100 .....  | 4 199                        | 2 712                            | 1 635  | 674              | 276            | 1 487                              | 1 099  | 198              | 127            |
| \$101 to \$150 .....   | 11 188                       | 7 778                            | 4 923  | 1 572            | 827            | 3 410                              | 2 575  | 633              | 138            |
| More than \$150 .....  | 24 186                       | 18 369                           | 11 857 | 3 571            | 1 960          | 5 817                              | 4 769  | 721              | 260            |
| Not available .....  | 3 909                        | 3 251                            | 2 236  | 386              | 501            | 658                                | 401    | 67               | 191            |
| <b>Debt as Percent of Family Income</b>                                |                              |                                  |        |                  |                |                                    |        |                  |                |
| None or less than 10 percent .....                                     | 60 476                       | 41 515                           | 19 429 | 9 300            | 9 193          | 18 961                             | 13 110 | 3 193            | 2 019          |
| 10 to 24 percent .....   | 31 670                       | 22 844                           | 13 737 | 5 253            | 2 578          | 8 827                              | 7 068  | 1 239            | 392            |
| 25 to 34 percent .....   | 7 208                        | 4 937                            | 3 437  | 1 106            | 267            | 2 271                              | 1 869  | 331              | 71             |
| 35 to 49 percent .....   | 4 598                        | 2 419                            | 1 502  | 396              | 204            | 2 178                              | 1 720  | 198              | 197            |
| 50 percent or more .....   | 4 109                        | 1 961                            | 943    | 688              | 260            | 2 148                              | 1 632  | 389              | 127            |
| Not available .....  | 3 909                        | 3 251                            | 2 236  | 386              | 501            | 658                                | 401    | 67               | 191            |
| <b>MONTHLY MORTGAGE OR RENT AND UTILITIES</b>                          |                              |                                  |        |                  |                |                                    |        |                  |                |
| Total families .....   | 111 970                      | 76 927                           | 41 283 | 17 130           | 13 004         | 35 043                             | 25 800 | 5 417            | 2 997          |
| Less than \$40 .....   | 11 452                       | 8 923                            | 4 217  | 1 224            | 2 588          | 2 529                              | 1 242  | 734              | 485            |
| \$40 to \$59 .....   | 856                          | 596                              | 455    | 74               | 67             | 260                                | 260    | -                | -              |
| \$60 to \$79 .....   | 23 789                       | 16 406                           | 6 696  | 5 962            | 2 547          | 7 383                              | 4 962  | 1 680            | 543            |
| \$80 to \$99 .....   | 23 245                       | 14 594                           | 6 434  | 4 744            | 2 415          | 8 651                              | 6 157  | 1 511            | 859            |
| \$100 to \$149 .....   | 32 091                       | 21 804                           | 14 203 | 3 226            | 2 746          | 10 287                             | 8 455  | 985              | 534            |
| \$150 or more .....  | 11 940                       | 9 528                            | 6 084  | 1 336            | 1 388          | 2 412                              | 1 769  | 195              | 385            |
| No cash rent <sup>2</sup> .....  | 1 635                        | 1 375                            | 402    | 188              | 785            | 260                                | 132    | -                | 127            |
| Not available <sup>2</sup> .....                                       | 1 947                        | 1 754                            | 1 194  | 138              | 358            | 194                                | 194    | -                | -              |
| Median .....   | 94                           | 94                               | 104    | 84               | 86             | 93                                 | 96     | 82               | 90             |
| Families in public housing .....                                       | 5 014                        | 1 947                            | 1 599  | 238              | 110            | 3 067                              | 2 629  | 311              | 64             |
| <b>Mortgage or Rent and Utilities as Percent of Family Income</b>      |                              |                                  |        |                  |                |                                    |        |                  |                |
| Less than 10 percent .....   | 22 047                       | 17 362                           | 8 352  | 3 349            | 4 027          | 4 685                              | 2 642  | 1 046            | 683            |
| 10 to 24 percent .....   | 54 343                       | 40 730                           | 22 161 | 10 281           | 5 520          | 13 613                             | 10 189 | 2 291            | 942            |
| 25 to 34 percent .....   | 14 076                       | 8 163                            | 4 831  | 1 521            | 1 250          | 5 913                              | 5 009  | 439              | 401            |
| 35 percent or more .....   | 19 096                       | 8 456                            | 4 745  | 1 712            | 1 515          | 10 639                             | 7 767  | 1 641            | 972            |
| Not available .....  | 2 409                        | 2 215                            | 1 194  | 266              | 692            | 194                                | 194    | -                | -              |
| <b>AVERAGE PERSONS PER ROOM</b>  |                              |                                  |        |                  |                |                                    |        |                  |                |
| 1.00 persons or less .....   | 85 997                       | 59 528                           | 33 089 | 10 564           | 11 587         | 26 470                             | 19 830 | 3 395            | 2 735          |
| 1.01 to 1.50 persons .....   | 15 668                       | 9 724                            | 4 940  | 3 295            | 893            | 5 943                              | 4 326  | 1 162            | 198            |
| 1.51 persons or more .....   | 9 390                        | 7 023                            | 2 862  | 3 144            | 524            | 2 367                              | 1 444  | 860              | -              |
| Not available .....  | 915                          | 651                              | 393    | 128              | -              | 264                                | 200    | -                | 64             |

<sup>1</sup> Excludes mortgage or rent and utilities. <sup>2</sup> Not used in computing median.



Table N. Transportation of Civilian Noninstitutional Population

| Place of Work<br>Method, Cost, and Availability of Transportation | Total<br>civilian<br>noninsti-<br>tutional<br>population | Male         |        |                  |                | Female       |        |                  |                |
|---|--|--------------|--------|------------------|----------------|--------------|--------|------------------|----------------|
|   |  | All<br>races | Negro  | White<br>Spanish | Other<br>white | All<br>races | Negro  | White<br>Spanish | Other<br>white |
| <b>USUAL PLACE OF WORK AND METHOD OF TRANSPORTATION</b>           |  |              |        |                  |                |              |        |                  |                |
| Total employed .....  | 174 827  | 100 184      | 49 768 | 24 164           | 18 066         | 74 643       | 40 476 | 15 718           | 13 049         |
| Same address each day .....                                       | 164 878  | 94 188       | 46 211 | 23 204           | 16 997         | 70 690       | 37 298 | 15 463           | 12 659         |
| Within city limits .....  | 124 505  | 66 341       | 31 144 | 17 092           | 12 235         | 58 165       | 28 888 | 13 249           | 11 336         |
| Inner city sample area .....                                      | 82 963   | 42 035       | 20 084 | 9 789            | 8 539          | 40 929       | 19 716 | 9 125            | 8 857          |
| Remainder of city .....   | 28 236   | 16 749       | 8 440  | 4 549            | 2 177          | 11 487       | 7 406  | 1 895            | 1 474          |
| Not available .....   | 13 306   | 7 557        | 2 620  | 2 755            | 1 519          | 5 750        | 1 766  | 2 229            | 1 005          |
| Outside city limits .....   | 39 670   | 27 336       | 14 916 | 5 968            | 4 701          | 12 334       | 8 410  | 2 023            | 1 323          |
| Not available .....   | 703  | 512          | 151    | 144              | 60             | 191          | -      | 191              | -              |
| Different address each day .....                                  | 8 252  | 5 145        | 3 142  | 659              | 934            | 3 107        | 2 784  | 67               | 188            |
| Not available .....   | 1 697  | 851          | 416    | 301              | 134            | 847          | 393    | 188              | 202            |
| <b>Method of Transportation</b>                                   |  |              |        |                  |                |              |        |                  |                |
| Bus, trolley, or taxi .....                                       | 40 098   | 15 631       | 6 397  | 5 001            | 3 136          | 24 467       | 11 054 | 7 537            | 3 894          |
| Subway or railroad .....  | -  | -            | -      | -                | -              | -            | -      | -                | -              |
| Walk .....  | 15 404   | 8 707        | 2 250  | 2 920            | 2 706          | 6 697        | 2 148  | 1 777            | 2 196          |
| Drive alone or in carpool .....                                   | 96 506   | 64 716       | 35 562 | 13 559           | 9 833          | 31 789       | 21 830 | 3 389            | 4 941          |
| Ride with someone else .....                                      | 19 399   | 8 485        | 4 773  | 2 301            | 1 138          | 10 915       | 5 827  | 3 010            | 1 171          |
| Other .....   | 7 051  | 4 140        | 1 454  | 909              | 1 431          | 2 911        | 772    | 301              | 1 397          |
| <b>ONE-WAY COST OF TRANSPORTATION</b>                             |  |              |        |                  |                |              |        |                  |                |
| Total employed using public transportation .....                  | 40 098   | 15 631       | 6 397  | 5 001            | 3 136          | 24 467       | 11 054 | 7 537            | 3 894          |
| Less than \$0.25 .....  | 764  | 384          | 190    | 134              | 60             | 379          | 319    | 60               | -              |
| \$0.25 to \$0.49 .....  | 30 735   | 11 518       | 4 274  | 3 722            | 2 707          | 19 217       | 7 584  | 6 306            | 3 415          |
| \$0.50 to \$0.74 .....  | 4 813  | 2 626        | 1 411  | 769              | 235            | 2 187        | 1 508  | 470              | 209            |
| \$0.75 to \$0.99 .....  | 1 188  | 276          | 121    | 155              | -              | 912          | 722    | 134              | 56             |
| \$1.00 to \$1.24 .....  | 503  | -            | -      | -                | -              | 503          | 392    | 111              | -              |
| \$1.25 to \$1.49 .....  | -  | -            | -      | -                | -              | -            | -      | -                | -              |
| \$1.50 or more .....  | 200  | 71           | -      | -                | -              | 129          | 129    | -                | -              |
| Not available .....   | 1 895  | 756          | 402    | 221              | 133            | 1 139        | 398    | 455              | 214            |
| Total employed riding with someone else .....                     | 19 399   | 8 485        | 4 773  | 2 301            | 1 138          | 10 915       | 5 827  | 3 010            | 1 171          |
| Total who pay .....   | 10 577   | 4 647        | 2 913  | 1 307            | 353            | 5 929        | 3 797  | 1 086            | 649            |
| Less than \$0.25 .....  | 64   | -            | -      | -                | -              | 64           | -      | 64               | -              |
| \$0.25 to \$0.49 .....  | 1 143  | 404          | 189    | 215              | -              | 739          | 528    | 67               | 144            |
| \$0.50 to \$0.74 .....  | 4 186  | 1 823        | 1 070  | 626              | 127            | 2 363        | 1 481  | 432              | 252            |
| \$0.75 to \$0.99 .....  | 416  | 286          | 63     | 60               | 163            | 130          | 130    | -                | -              |
| \$1.00 to \$1.24 .....  | 1 995  | 1 086        | 1 022  | 64               | -              | 909          | 727    | 60               | 56             |
| \$1.25 to \$1.49 .....  | 470  | 134          | 67     | 67               | -              | 336          | 136    | 130              | 70             |
| \$1.50 or more .....  | 1 663  | 539          | 264    | 212              | 64             | 1 123        | 795    | 262              | 66             |
| Not available .....   | 641  | 375          | 238    | 64               | -              | 265          | -      | 71               | 60             |
| <b>TIME REQUIRED TO GET TO WORK</b>                               |  |              |        |                  |                |              |        |                  |                |
| Total employed reporting to same address each day .....           | 164 878  | 94 188       | 46 211 | 23 204           | 16 997         | 70 690       | 37 298 | 15 463           | 12 659         |
| Within city limits .....  | 124 505  | 66 341       | 31 144 | 17 092           | 12 235         | 58 165       | 28 888 | 13 249           | 11 336         |
| 0 to 29 minutes .....   | 83 305   | 45 073       | 19 843 | 11 725           | 8 983          | 38 232       | 16 987 | 9 225            | 8 625          |
| 30 to 39 minutes .....  | 22 966   | 12 657       | 6 643  | 3 742            | 1 415          | 10 309       | 6 267  | 2 468            | 976            |
| 40 to 59 minutes .....  | 8 929  | 4 465        | 2 200  | 1 146            | 763            | 4 463        | 3 026  | 767              | 271            |
| 60 minutes or more .....  | 6 376  | 2 741        | 1 820  | 338              | 517            | 3 635        | 2 228  | 661              | 678            |
| Not available .....   | 2 930  | 1 404        | 638    | 141              | 557            | 1 526        | 380    | 128              | 785            |
| Outside city limits .....   | 39 670   | 27 336       | 14 916 | 5 968            | 4 701          | 12 334       | 8 410  | 2 023            | 1 323          |
| 0 to 29 minutes .....   | 15 545   | 10 823       | 4 958  | 3 172            | 1 946          | 4 722        | 2 893  | 922              | 524            |
| 30 to 39 minutes .....  | 12 617   | 8 933        | 5 252  | 1 667            | 1 436          | 3 684        | 2 514  | 640              | 400            |
| 40 to 59 minutes .....  | 6 858  | 4 651        | 2 919  | 601              | 927            | 2 207        | 1 679  | 201              | 260            |
| 60 minutes or more .....  | 3 818  | 2 230        | 1 294  | 321              | 393            | 1 588        | 1 258  | 192              | 138            |
| Not available .....   | 832  | 698          | 492    | 206              | -              | 134          | 66     | 67               | -              |
| Not available .....   | 703  | 512          | 151    | 144              | 60             | 191          | -      | 191              | -              |
| <b>AVAILABILITY OF TRANSPORTATION FOR THE UNEMPLOYED</b>          |  |              |        |                  |                |              |        |                  |                |
| Total unemployed .....  | 26 445   | 15 550       | 9 388  | 2 820            | 2 574          | 10 895       | 7 482  | 1 558            | 1 657          |
| Licensed to drive and car is available .....                      | 9 988  | 6 444        | 4 439  | 938              | 644            | 3 544        | 2 826  | 138              | 580            |
| No car available or not licensed to drive .....                   | 14 687   | 8 222        | 4 600  | 1 669            | 1 681          | 6 465        | 4 274  | 1 107            | 953            |
| Not available .....   | 1 770  | 884          | 350    | 213              | 248            | 886          | 382    | 313              | 124            |
| Transportation available—   |  |              |        |                  |                |              |        |                  |                |
| Within a 10-minute walk .....                                     | 23 811   | 14 259       | 8 761  | 2 607            | 2 256          | 9 552        | 6 770  | 1 181            | 1 470          |
| Bus, trolley, or taxi .....                                       | 23 741   | 14 189       | 8 761  | 2 538            | 2 256          | 9 552        | 6 770  | 1 181            | 1 470          |
| Subway or railroad .....  | -  | -            | -      | -                | -              | -            | -      | -                | -              |
| Not available .....   | 69   | 69           | -      | 69               | -              | -            | -      | -                | -              |
| More than a 10-minute walk .....                                  | 257  | 124          | 124    | -                | -              | 133          | 133    | -                | -              |
| 11 to 20 minutes .....  | 257  | 124          | 124    | -                | -              | 133          | 133    | -                | -              |
| 21 to 30 minutes .....  | -  | -            | -      | -                | -              | -            | -      | -                | -              |
| 31 to 60 minutes .....  | -  | -            | -      | -                | -              | -            | -      | -                | -              |
| No transportation within walking distance .....                   | 474  | 214          | 154    | -                | -              | 260          | 196    | 64               | -              |
| Not reported .....  | 1 903  | 953          | 350    | 213              | 318            | 950          | 382    | 313              | 188            |

Table 1. Labor Force Status: All Races

| Age and Sex<br>Family Status<br>Educational Attainment | Total<br>civilian<br>noninsti-<br>tutional<br>population | Labor force status |          |        |            |                       | Rate of-                     |              |                                      |
|--|--|--------------------|----------|--------|------------|-----------------------|------------------------------|--------------|--------------------------------------|
|  |  | In labor force     |          |        | Unemployed | Not in<br>labor force | Labor force<br>participation | Unemployment |                                      |
|  |  | Total              | Employed | Total  |            |                       |                              |              | Lost job or<br>on layoff<br>from job |
|  |  |                    |          |        |            |                       |                              |              |                                      |
| <b>AGE AND SEX</b>                                     |  |                    |          |        |            |                       |                              |              |                                      |
| Total, 16 years and over .....                         | 348 230  | 201 272            | 174 827  | 26 445 | 10 577     | 146 958               | 57.8                         | 13.1         |                                      |
| Male, total .....                                      | 166 744  | 115 734            | 100 184  | 15 550 | 7 607      | 51 010                | 69.4                         | 13.4         |                                      |
| 16 to 21 years, total .....                            | 22 245   | 12 655             | 9 234    | 3 422  | 988        | 9 590                 | 56.9                         | 27.0         |                                      |
| 16 to 21 years, not in school .....                    | 7 143  | 6 284              | 4 929    | 1 355  | 681        | 859                   | 88.0                         | 21.6         |                                      |
| 22 to 34 years, total .....                            | 46 118   | 38 962             | 33 795   | 5 166  | 2 311      | 7 157                 | 84.5                         | 13.3         |                                      |
| 22 to 34 years, veteran of Vietnam .....               | 7 509  | 6 588              | 5 440    | 1 148  | 407        | 921                   | 87.7                         | 17.4         |                                      |
| 25 to 34 years .....                                   | 34 890   | 29 974             | 26 514   | 3 461  | 1 626      | 4 916                 | 85.9                         | 11.5         |                                      |
| 35 to 44 years .....                                   | 29 241   | 25 941             | 23 019   | 2 522  | 1 593      | 3 700                 | 87.3                         | 9.9          |                                      |
| 45 to 54 years .....                                   | 25 339   | 21 236             | 18 497   | 2 740  | 1 683      | 4 103                 | 83.8                         | 12.9         |                                      |
| 55 to 64 years .....                                   | 22 207   | 14 553             | 13 143   | 1 411  | 863        | 7 654                 | 65.5                         | 9.7          |                                      |
| 65 years and over .....                                | 21 593   | 2 787              | 2 497    | 289    | 169        | 18 806                | 12.9                         | 10.4         |                                      |
| 40 to 64 years .....                                   | 60 978   | 47 453             | 41 870   | 5 583  | 3 411      | 13 525                | 77.8                         | 11.8         |                                      |
| Female, total .....                                    | 181 485  | 85 538             | 74 643   | 10 895 | 2 970      | 95 947                | 47.1                         | 12.7         |                                      |
| 16 to 21 years, total .....                            | 25 212   | 11 271             | 8 025    | 3 245  | 370        | 13 941                | 44.7                         | 28.8         |                                      |
| 16 to 21 years, not in school .....                    | 11 310   | 5 975              | 4 139    | 1 836  | 370        | 5 335                 | 52.8                         | 30.7         |                                      |
| 22 to 34 years, total .....                            | 47 372   | 28 202             | 24 138   | 4 064  | 1 188      | 19 169                | 59.5                         | 14.4         |                                      |
| 22 to 34 years, veteran of Vietnam .....               | 7 509  | 6 588              | 5 440    | 2 966  | 946        | 13 973                | 59.6                         | 14.4         |                                      |
| 25 to 34 years .....                                   | 34 557   | 29 787             | 26 514   | 1 178  | 472        | 12 413                | 58.3                         | 6.8          |                                      |
| 35 to 44 years .....                                   | 29 787   | 25 941             | 23 019   | 1 804  | 671        | 11 989                | 56.7                         | 11.5         |                                      |
| 45 to 54 years .....                                   | 27 706   | 15 717             | 13 913   | 1 804  | 671        | 11 989                | 41.7                         | 4.1          |                                      |
| 55 to 64 years .....                                   | 22 975   | 9 576              | 9 179    | 397    | 199        | 13 399                | 41.7                         | 4.1          |                                      |
| 65 years and over .....                                | 28 434   | 3 398              | 3 191    | 207    | 69         | 25 037                | 11.9                         | 6.1          |                                      |
| 40 to 64 years .....                                   | 64 142   | 33 218             | 30 365   | 2 853  | 1 139      | 30 924                | 51.8                         | 8.6          |                                      |
| <b>FAMILY STATUS<sup>1</sup></b>                       |  |                    |          |        |            |                       |                              |              |                                      |
| Male, total .....                                      | 123 900  | 104 542            | 91 661   | 12 881 | 7 005      | 19 358                | 84.4                         | 12.3         |                                      |
| Family head .....                                      | 64 815   | 57 812             | 52 545   | 5 268  | 3 007      | 7 003                 | 89.2                         | 9.1          |                                      |
| Family member .....                                    | 15 231   | 12 057             | 9 313    | 2 743  | 1 218      | 3 175                 | 79.2                         | 22.8         |                                      |
| Unrelated individual .....                             | 43 854   | 34 673             | 29 803   | 4 870  | 2 780      | 9 181                 | 79.1                         | 14.0         |                                      |
| Female, total .....                                    | 134 943  | 75 511             | 66 474   | 9 037  | 2 840      | 59 432                | 56.0                         | 12.0         |                                      |
| Family head .....                                      | 30 695   | 18 261             | 15 951   | 2 310  | 393        | 12 434                | 59.5                         | 12.7         |                                      |
| No children under 18 years .....                       | 5 582  | 3 904              | 3 833    | 71     | -          | 1 678                 | 69.9                         | 1.8          |                                      |
| Children 6 to 17 years only .....                      | 11 273   | 7 074              | 6 388    | 686    | 67         | 4 198                 | 62.8                         | 9.7          |                                      |
| Children under 6 years .....                           | 13 840   | 7 283              | 5 730    | 1 553  | 327        | 6 557                 | 52.6                         | 21.3         |                                      |
| Wife of head .....                                     | 60 602   | 28 782             | 25 685   | 3 097  | 1 204      | 31 821                | 47.5                         | 10.8         |                                      |
| No children under 18 years .....                       | 23 778   | 13 084             | 11 883   | 1 202  | 471        | 10 694                | 55.0                         | 9.2          |                                      |
| Children 6 to 17 years only .....                      | 13 895   | 6 341              | 5 606    | 735    | 268        | 7 554                 | 45.6                         | 11.6         |                                      |
| Children under 6 years .....                           | 22 929   | 9 357              | 8 196    | 1 160  | 465        | 13 573                | 40.8                         | 12.4         |                                      |
| Other family member .....                              | 15 858   | 9 223              | 7 176    | 2 047  | 638        | 6 635                 | 58.2                         | 22.2         |                                      |
| Unrelated individual .....                             | 27 787   | 19 245             | 17 663   | 1 582  | 605        | 8 542                 | 69.3                         | 8.2          |                                      |
| <b>EDUCATIONAL ATTAINMENT<sup>1</sup></b>              |  |                    |          |        |            |                       |                              |              |                                      |
| Male, total .....                                      | 123 900  | 104 542            | 91 661   | 12 881 | 7 005      | 19 358                | 84.4                         | 12.3         |                                      |
| Elementary: 7 years or less .....                      | 26 293   | 19 770             | 17 474   | 2 296  | 1 092      | 6 523                 | 75.2                         | 11.6         |                                      |
| 8 years .....  | 8 036  | 6 541              | 5 362    | 1 180  | 634        | 1 494                 | 81.4                         | 18.0         |                                      |
| High school: 1 to 3 years .....                        | 25 842   | 21 313             | 18 309   | 3 004  | 1 615      | 4 529                 | 82.5                         | 14.1         |                                      |
| 4 years .....  | 36 929   | 32 127             | 28 374   | 3 753  | 1 983      | 4 801                 | 87.0                         | 11.7         |                                      |
| College: 1 year or more .....                          | 26 802   | 24 791             | 22 142   | 2 648  | 1 682      | 2 011                 | 92.5                         | 10.7         |                                      |
| Female, total .....                                    | 134 943  | 75 511             | 66 474   | 9 037  | 2 840      | 59 432                | 56.0                         | 12.0         |                                      |
| Elementary: 7 years or less .....                      | 24 439   | 11 816             | 10 702   | 1 113  | 270        | 12 623                | 48.3                         | 9.4          |                                      |
| 8 years .....  | 9 001  | 3 964              | 3 501    | 463    | 196        | 5 037                 | 44.0                         | 11.7         |                                      |
| High school: 1 to 3 years .....                        | 32 216   | 15 212             | 12 127   | 3 085  | 1 055      | 17 004                | 47.2                         | 20.3         |                                      |
| 4 years .....  | 46 233   | 28 099             | 24 685   | 3 414  | 1 056      | 18 134                | 60.8                         | 12.1         |                                      |
| College: 1 year or more .....                          | 23 055   | 16 420             | 15 459   | 961    | 263        | 6 634                 | 71.2                         | 5.9          |                                      |

<sup>1</sup> Persons 16 to 64 years, not in school.

Table 1a. Labor Force Status: Negro

| Age and Sex<br>Family Status<br>Educational Attainment | Total<br>civilian<br>noninsti-<br>tutional<br>population | Labor force status |          |        |            |                       | Rate of--                    |              |
|--|--|--------------------|----------|--------|------------|-----------------------|------------------------------|--------------|
|  |  | In labor force     |          |        | Unemployed | Not in<br>labor force | Labor force<br>participation | Unemployment |
|  |  | Total              | Employed | Total  |            |                       |                              |              |
|  |  |                    |          |        |            |                       |                              |              |
| <b>AGE AND SEX</b>                                     |  |                    |          |        |            |                       |                              |              |
| Total, 16 years and over .....                         | 186 059  | 107 114            | 90 244   | 16 870 | 6 975      | 78 945                | 57.6                         | 15.7         |
| Male, total .....                                      | 83 180   | 59 157             | 49 768   | 9 388  | 4 929      | 24 024                | 71.1                         | 15.9         |
| 16 to 21 years, total .....                            | 12 591   | 6 919              | 4 344    | 2 575  | 865        | 5 672                 | 55.0                         | 37.2         |
| 16 to 21 years, not in school .....                    | 3 325  | 2 775              | 1 973    | 802    | 558        | 550                   | 83.5                         | 28.9         |
| 22 to 34 years, total .....                            | 24 058   | 20 662             | 17 330   | 3 332  | 1 907      | 3 397                 | 85.9                         | 16.1         |
| 22 to 34 years, veteran of Vietnam .....               | 5 325  | 4 835              | 3 993    | 842    | 407        | 490                   | 90.8                         | 17.4         |
| 25 to 34 years .....                                   | 18 322   | 15 792             | 13 703   | 2 089  | 1 345      | 2 530                 | 86.2                         | 13.2         |
| 35 to 44 years .....                                   | 14 379   | 11 980             | 10 725   | 1 255  | 824        | 2 399                 | 83.3                         | 10.5         |
| 45 to 54 years .....                                   | 13 721   | 11 359             | 9 923    | 1 436  | 945        | 2 362                 | 82.8                         | 12.6         |
| 55 to 64 years .....                                   | 10 977   | 7 304              | 6 561    | 743    | 341        | 3 673                 | 66.5                         | 10.2         |
| 65 years and over .....                                | 7 454  | 933                | 886      | 48     | 48         | 6 521                 | 12.5                         | 5.1          |
| 40 to 64 years .....                                   | 31 521   | 24 182             | 21 511   | 2 671  | 1 645      | 7 339                 | 76.7                         | 11.0         |
| Female, total .....                                    | 102 879  | 47 958             | 40 476   | 7 482  | 2 047      | 54 921                | 46.6                         | 15.6         |
| 16 to 21 years, total .....                            | 15 521   | 6 826              | 4 495    | 2 331  | 126        | 8 695                 | 44.0                         | 34.1         |
| 16 to 21 years, not in school .....                    | 6 627  | 3 250              | 2 028    | 1 222  | 126        | 3 377                 | 49.0                         | 37.6         |
| 22 to 34 years .....                                   | 25 975   | 15 541             | 12 319   | 3 223  | 925        | 10 434                | 59.8                         | 20.7         |
| 25 to 34 years .....                                   | 19 669   | 11 799             | 9 486    | 2 312  | 683        | 7 870                 | 60.0                         | 19.6         |
| 35 to 44 years .....                                   | 18 933   | 10 920             | 9 977    | 944    | 472        | 8 012                 | 57.7                         | 8.6          |
| 45 to 54 years .....                                   | 16 602   | 8 632              | 7 779    | 852    | 392        | 7 970                 | 52.0                         | 9.9          |
| 55 to 64 years .....                                   | 13 477   | 5 061              | 4 929    | 132    | 132        | 8 416                 | 37.6                         | 2.6          |
| 65 years and over .....                                | 12 371   | 978                | 978      | -      | -          | 11 394                | 7.9                          | .0           |
| 40 to 64 years .....                                   | 38 520   | 18 825             | 17 369   | 1 456  | 793        | 19 695                | 48.9                         | 7.7          |
| <b>FAMILY STATUS<sup>1</sup></b>                       |  |                    |          |        |            |                       |                              |              |
| Male, total .....                                      | 63 762   | 52 777             | 45 522   | 7 255  | 4 448      | 10 985                | 82.8                         | 13.7         |
| Family head .....                                      | 35 750   | 31 558             | 28 756   | 2 802  | 1 728      | 4 193                 | 88.3                         | 8.9          |
| Family member .....                                    | 9 548  | 7 093              | 5 359    | 1 734  | 888        | 2 455                 | 74.3                         | 24.4         |
| Unrelated individual .....                             | 18 463   | 14 126             | 11 407   | 2 719  | 1 832      | 4 338                 | 76.5                         | 19.2         |
| Female, total .....                                    | 79 431   | 42 661             | 36 530   | 6 131  | 1 986      | 36 770                | 53.7                         | 14.4         |
| Family head .....                                      | 22 744   | 13 554             | 11 771   | 1 783  | 393        | 9 190                 | 59.6                         | 13.2         |
| No children under 18 years .....                       | 3 152  | 2 284              | 2 284    | -      | -          | 868                   | 72.5                         | .0           |
| Children 6 to 17 years only .....                      | 8 928  | 5 560              | 5 079    | 481    | 67         | 3 368                 | 62.3                         | 8.7          |
| Children under 6 years .....                           | 10 663   | 5 710              | 4 408    | 1 302  | 327        | 4 953                 | 53.5                         | 22.8         |
| Wife of head .....                                     | 33 477   | 15 832             | 13 771   | 2 060  | 745        | 17 645                | 47.3                         | 13.0         |
| No children under 18 years .....                       | 12 067   | 6 153              | 5 418    | 735    | 269        | 5 914                 | 51.0                         | 11.9         |
| Children 6 to 17 years only .....                      | 8 844  | 4 060              | 3 523    | 537    | 268        | 4 784                 | 45.9                         | 13.2         |
| Children under 6 years .....                           | 12 566   | 5 619              | 4 830    | 789    | 207        | 6 947                 | 44.7                         | 14.0         |
| Other family member .....                              | 8 769  | 4 597              | 3 047    | 1 550  | 446        | 4 173                 | 52.4                         | 33.7         |
| Unrelated individual .....                             | 14 442   | 8 679              | 7 940    | 738    | 402        | 5 763                 | 60.1                         | 8.5          |
| <b>EDUCATIONAL ATTAINMENT<sup>1</sup></b>              |  |                    |          |        |            |                       |                              |              |
| Male, total .....                                      | 63 762   | 52 777             | 45 522   | 7 255  | 4 448      | 10 985                | 82.8                         | 13.7         |
| Elementary: 7 years or less .....                      | 9 617  | 5 956              | 5 232    | 724    | 310        | 3 661                 | 61.9                         | 12.2         |
| 8 years .....  | 3 826  | 2 832              | 2 195    | 637    | 284        | 994                   | 74.0                         | 22.5         |
| High school: 1 to 3 years .....                        | 15 422   | 12 938             | 11 033   | 1 905  | 1 221      | 2 484                 | 83.9                         | 14.7         |
| 4 years .....  | 23 439   | 20 557             | 18 000   | 2 557  | 1 584      | 2 882                 | 87.7                         | 12.4         |
| College: 1 year or more .....                          | 11 457   | 10 493             | 9 062    | 1 432  | 1 048      | 964                   | 91.6                         | 13.6         |
| Female, total .....                                    | 79 431   | 42 661             | 36 530   | 6 131  | 1 986      | 36 770                | 53.7                         | 14.4         |
| Elementary: 7 years or less .....                      | 9 247  | 3 634              | 3 242    | 391    | 132        | 5 614                 | 39.3                         | 10.8         |
| 8 years .....  | 4 541  | 1 783              | 1 588    | 195    | 66         | 2 758                 | 39.3                         | 10.9         |
| High school: 1 to 3 years .....                        | 22 267   | 10 200             | 7 959    | 2 241  | 594        | 12 067                | 45.8                         | 22.0         |
| 4 years .....  | 31 188   | 18 736             | 16 096   | 2 639  | 932        | 12 452                | 60.1                         | 14.1         |
| College: 1 year or more .....                          | 12 188   | 8 309              | 7 644    | 664    | 263        | 3 879                 | 68.2                         | 8.0          |

<sup>1</sup> Persons 16 to 64 years, not in school.

Table 1b. Labor Force Status: White

| Age and Sex<br>Family Status<br>Educational Attainment | Total<br>civilian<br>noninsti-<br>tutional<br>population | Labor force status |          |       |            |                       | Rate of--                    |              |
|--|--|--------------------|----------|-------|------------|-----------------------|------------------------------|--------------|
|  |  | In labor force     |          |       | Unemployed | Not in<br>labor force | Labor force<br>participation | Unemployment |
|  |  | Total              | Employed | Total |            |                       |                              |              |
|  |  |                    |          |       |            |                       |                              |              |
| <b>AGE AND SEX</b>                                     |  |                    |          |       |            |                       |                              |              |
| Total, 16 years and over .....                         | 139 057  | 79 606             | 70 997   | 8 609 | 3 195      | 59 452                | 57.2                         | 10.8         |
| Male, total .....                                      | 71 039   | 47 624             | 42 230   | 5 394 | 2 339      | 23 415                | 67.0                         | 11.3         |
| 16 to 21 years, total .....                            | 8 783  | 5 395              | 4 609    | 786   | 123        | 3 389                 | 61.4                         | 14.6         |
| 16 to 21 years, not in school .....                    | 3 647  | 3 459              | 2 906    | 553   | 123        | 188                   | 94.9                         | 16.0         |
| 22 to 34 years, total .....                            | 18 026   | 15 371             | 13 749   | 1 622 | 341        | 2 655                 | 85.3                         | 10.6         |
| 22 to 34 years, veteran of Vietnam .....               | 1 733  | 1 302              | 1 145    | 158   | -          | 431                   | 75.2                         | 12.1         |
| 25 to 34 years .....                                   | 13 264   | 11 615             | 10 455   | 1 160 | 217        | 1 650                 | 87.6                         | 10.0         |
| 35 to 44 years .....                                   | 12 296   | 10 995             | 9 938    | 1 057 | 706        | 1 301                 | 89.4                         | 9.6          |
| 45 to 54 years .....                                   | 9 879  | 8 282              | 7 115    | 1 167 | 675        | 1 597                 | 83.8                         | 14.1         |
| 55 to 64 years .....                                   | 9 602  | 6 136              | 5 616    | 520   | 374        | 3 466                 | 63.9                         | 8.5          |
| 65 years and over .....                                | 12 453   | 1 445              | 1 203    | 242   | 121        | 11 008                | 11.6                         | 16.7         |
| 40 to 64 years .....                                   | 25 220   | 19 693             | 17 277   | 2 417 | 1 491      | 5 526                 | 78.1                         | 12.3         |
| Female, total .....                                    | 68 018   | 31 982             | 28 767   | 3 215 | 856        | 36 037                | 47.0                         | 10.1         |
| 16 to 21 years, total .....                            | 8 423  | 4 019              | 3 104    | 915   | 245        | 4 404                 | 47.7                         | 22.8         |
| 16 to 21 years, not in school .....                    | 4 327  | 2 540              | 1 926    | 614   | 245        | 1 787                 | 58.7                         | 24.2         |
| 22 to 34 years .....                                   | 17 493   | 10 425             | 9 647    | 778   | 263        | 7 068                 | 59.6                         | 7.5          |
| 25 to 34 years .....                                   | 11 729   | 6 986              | 6 396    | 590   | 263        | 4 743                 | 59.6                         | 8.4          |
| 35 to 44 years .....                                   | 8 733  | 5 225              | 4 991    | 234   | -          | 3 508                 | 59.8                         | 4.5          |
| 45 to 54 years .....                                   | 9 935  | 6 266              | 5 382    | 885   | 279        | 3 669                 | 63.1                         | 14.1         |
| 55 to 64 years .....                                   | 8 595  | 4 031              | 3 833    | 197   | -          | 4 564                 | 46.9                         | 4.9          |
| 65 years and over .....                                | 14 840   | 2 016              | 1 809    | 207   | 69         | 12 824                | 13.6                         | 10.3         |
| 40 to 64 years .....                                   | 22 532   | 12 511             | 11 248   | 1 263 | 279        | 10 021                | 55.5                         | 10.1         |
| <b>FAMILY STATUS<sup>1</sup></b>                       |  |                    |          |       |            |                       |                              |              |
| Male, total .....                                      | 51 267   | 43 686             | 38 767   | 4 919 | 2 218      | 7 581                 | 85.2                         | 11.3         |
| Family head .....                                      | 24 511   | 21 841             | 19 714   | 2 127 | 1 088      | 2 670                 | 89.1                         | 9.7          |
| Family member .....                                    | 4 996  | 4 397              | 3 448    | 949   | 330        | 599                   | 88.0                         | 21.6         |
| Unrelated individual .....                             | 21 760   | 17 448             | 15 605   | 1 843 | 800        | 4 312                 | 80.2                         | 10.6         |
| Female, total .....                                    | 47 450   | 27 897             | 25 189   | 2 707 | 787        | 19 553                | 58.8                         | 9.7          |
| Family head .....                                      | 7 062  | 4 255              | 3 791    | 464   | -          | 2 807                 | 60.2                         | 10.9         |
| No children under 18 years .....                       | 2 115  | 1 425              | 1 355    | 71    | -          | 690                   | 67.4                         | 5.0          |
| Children 6 to 17 years only .....                      | 2 220  | 1 514              | 1 309    | 205   | -          | 706                   | 68.2                         | 13.6         |
| Children under 6 years .....                           | 2 726  | 1 315              | 1 128    | 188   | -          | 1 411                 | 48.2                         | 14.3         |
| Wife of head .....                                     | 22 215   | 10 259             | 9 357    | 902   | 392        | 11 956                | 46.2                         | 8.8          |
| No children under 18 years .....                       | 9 877  | 5 723              | 5 324    | 399   | 134        | 4 154                 | 57.9                         | 7.0          |
| Children 6 to 17 years only .....                      | 4 070  | 1 564              | 1 433    | 131   | -          | 2 506                 | 38.4                         | 8.4          |
| Children under 6 years .....                           | 8 268  | 2 971              | 2 600    | 372   | 258        | 5 297                 | 35.9                         | 12.5         |
| Other family member .....                              | 6 339  | 4 190              | 3 693    | 497   | 192        | 2 148                 | 66.1                         | 11.9         |
| Unrelated individual .....                             | 11 835   | 9 193              | 8 349    | 844   | 203        | 2 642                 | 77.7                         | 9.2          |
| <b>EDUCATIONAL ATTAINMENT<sup>1</sup></b>              |  |                    |          |       |            |                       |                              |              |
| Male, total .....                                      | 51 267   | 43 686             | 38 767   | 4 919 | 2 218      | 7 581                 | 85.2                         | 11.3         |
| Elementary: 7 years or less .....                      | 15 725   | 13 096             | 11 597   | 1 498 | 707        | 2 629                 | 83.3                         | 11.4         |
| 8 years .....  | 3 783  | 3 283              | 2 813    | 470   | 350        | 500                   | 86.8                         | 14.3         |
| High school: 1 to 3 years .....                        | 9 625  | 7 746              | 6 647    | 1 098 | 393        | 1 879                 | 80.5                         | 14.2         |
| 4 years .....  | 11 175   | 9 589              | 8 669    | 920   | 272        | 1 586                 | 85.8                         | 9.6          |
| College: 1 year or more .....                          | 10 959   | 9 972              | 9 041    | 932   | 496        | 987                   | 91.0                         | 9.3          |
| Female, total .....                                    | 47 450   | 27 897             | 25 189   | 2 707 | 787        | 19 553                | 58.8                         | 9.7          |
| Elementary: 7 years or less .....                      | 14 531   | 7 783              | 7 128    | 655   | 71         | 6 749                 | 53.6                         | 8.4          |
| 8 years .....  | 4 190  | 2 046              | 1 845    | 201   | 131        | 2 144                 | 48.8                         | 9.8          |
| High school: 1 to 3 years .....                        | 9 115  | 4 808              | 3 964    | 844   | 462        | 4 306                 | 52.8                         | 17.6         |
| 4 years .....  | 11 911   | 7 265              | 6 490    | 774   | 124        | 4 646                 | 61.0                         | 10.7         |
| College: 1 year or more .....                          | 7 702  | 5 994              | 5 761    | 233   | -          | 1 708                 | 77.8                         | 3.9          |

<sup>1</sup> Persons 16 to 64 years, not in school.

Table 2. Educational Attainment by Labor Force Status: All Races

| Labor Force Status<br>Age and Sex<br>Family Status | Educational attainment |                                     |              |         |              |         |              |                 |
|--|------------------------|-------------------------------------|--------------|---------|--------------|---------|--------------|-----------------|
|  | Total                  | Elementary                          |              |         | High school  |         | College      |                 |
|  |                        | 4 years or less<br>(including none) | 5 to 7 years | 8 years | 1 to 3 years | 4 years | 1 to 3 years | 4 years or more |
| <b>IN THE LABOR FORCE</b>                          |                        |                                     |              |         |              |         |              |                 |
| <b>Age and Sex</b>                                 |                        |                                     |              |         |              |         |              |                 |
| Total, 16 years and over .....                     | 201 272                | 13 290                              | 20 337       | 11 806  | 43 154       | 66 399  | 30 601       | 15 684          |
| Male, total .....                                  | 115 734                | 8 290                               | 12 875       | 7 295   | 25 116       | 35 152  | 17 619       | 9 387           |
| 16 to 21 years, total .....                        | 12 655                 | 430                                 | 804          | 184     | 4 753        | 4 361   | 2 024        | 100             |
| 16 to 21 years, not in school .....                | 6 284                  | 370                                 | 744          | 121     | 1 414        | 2 718   | 867          | 50              |
| 22 to 34 years, total .....                        | 38 962                 | 2 131                               | 2 904        | 1 541   | 6 961        | 13 043  | 8 125        | 4 257           |
| 22 to 34 years, veteran of Vietnam .....           | 6 588                  | -                                   | 61           | 50      | 393          | 2 806   | 2 781        | 497             |
| 25 to 34 years .....                               | 29 974                 | 1 762                               | 2 158        | 1 303   | 5 143        | 9 287   | 6 569        | 3 753           |
| 35 to 44 years .....                               | 25 541                 | 1 938                               | 2 430        | 1 613   | 5 229        | 7 768   | 3 999        | 2 563           |
| 45 to 54 years .....                               | 21 236                 | 1 743                               | 3 105        | 1 781   | 4 962        | 6 091   | 1 879        | 1 675           |
| 55 to 64 years .....                               | 14 553                 | 1 604                               | 2 928        | 1 485   | 3 077        | 3 315   | 1 423        | 721             |
| 65 years and over .....                            | 2 787                  | 443                                 | 703          | 691     | 135          | 574     | 169          | 71              |
| 40 to 64 years .....                               | 47 453                 | 4 369                               | 7 059        | 4 108   | 10 431       | 12 802  | 4 821        | 3 862           |
| Female, total .....                                | 85 538                 | 5 001                               | 7 462        | 4 510   | 18 037       | 31 248  | 12 982       | 6 298           |
| 16 to 21 years, total .....                        | 11 271                 | 371                                 | 306          | 63      | 3 561        | 4 681   | 2 226        | 63              |
| 16 to 21 years, not in school .....                | 5 975                  | 311                                 | 306          | 63      | 1 605        | 3 022   | 668          | -               |
| 22 to 34 years, total .....                        | 28 202                 | 948                                 | 1 857        | 706     | 4 502        | 11 039  | 6 068        | 3 081           |
| 25 to 34 years .....                               | 20 584                 | 764                                 | 1 309        | 522     | 3 708        | 7 973   | 3 979        | 2 329           |
| 35 to 44 years .....                               | 17 375                 | 704                                 | 1 918        | 867     | 3 772        | 6 794   | 2 145        | 1 175           |
| 45 to 54 years .....                               | 15 717                 | 1 587                               | 1 868        | 1 179   | 3 754        | 4 820   | 1 583        | 928             |
| 55 to 64 years .....                               | 9 576                  | 1 004                               | 1 314        | 1 150   | 1 760        | 2 780   | 825          | 743             |
| 65 years and over .....                            | 3 398                  | 387                                 | 199          | 546     | 688          | 1 134   | 135          | 308             |
| 40 to 64 years .....                               | 33 218                 | 2 835                               | 4 396        | 2 732   | 7 602        | 10 426  | 3 357        | 1 870           |
| <b>Family Status<sup>1</sup></b>                   |                        |                                     |              |         |              |         |              |                 |
| Male, total .....                                  | 104 542                | 7 722                               | 12 048       | 6 541   | 21 313       | 32 127  | 15 892       | 8 898           |
| Family head .....                                  | 57 812                 | 4 377                               | 6 784        | 3 782   | 12 198       | 17 561  | 8 389        | 4 721           |
| Family member .....                                | 12 057                 | 644                                 | 814          | 496     | 3 079        | 4 597   | 2 047        | 380             |
| Unrelated individual .....                         | 34 673                 | 2 701                               | 4 450        | 2 263   | 6 036        | 9 969   | 5 456        | 3 798           |
| Female, total .....                                | 75 511                 | 4 553                               | 7 263        | 3 964   | 15 212       | 28 099  | 10 678       | 5 742           |
| Family head .....                                  | 18 261                 | 708                                 | 1 653        | 842     | 4 617        | 6 956   | 2 815        | 670             |
| No children under 18 years .....                   | 3 904                  | 71                                  | 468          | 127     | 1 073        | 1 417   | 411          | 337             |
| Children 6 to 17 years only .....                  | 7 074                  | 393                                 | 860          | 133     | 1 669        | 2 480   | 1 341        | 199             |
| Children under 6 years .....                       | 7 285                  | 245                                 | 325          | 582     | 1 874        | 3 059   | 1 064        | 133             |
| Wife of head .....                                 | 28 782                 | 2 175                               | 2 565        | 1 725   | 6 143        | 10 948  | 3 315        | 1 910           |
| No children under 18 years .....                   | 13 084                 | 1 020                               | 1 402        | 1 017   | 3 222        | 4 600   | 948          | 876             |
| Children 6 to 17 years only .....                  | 6 341                  | 262                                 | 782          | 394     | 1 173        | 2 667   | 797          | 266             |
| Children under 6 years .....                       | 9 357                  | 894                                 | 381          | 314     | 1 748        | 3 681   | 1 570        | 769             |
| Other family member .....                          | 9 223                  | 452                                 | 1 177        | 1 198   | 1 581        | 3 519   | 1 855        | 441             |
| Unrelated individual .....                         | 19 245                 | 1 218                               | 1 867        | 1 199   | 2 871        | 6 677   | 2 692        | 2 721           |
| <b>NOT IN THE LABOR FORCE</b>                      |                        |                                     |              |         |              |         |              |                 |
| <b>Age and Sex</b>                                 |                        |                                     |              |         |              |         |              |                 |
| Total, 16 years and over .....                     | 146 958                | 15 713                              | 21 377       | 14 516  | 39 439       | 34 973  | 15 335       | 5 604           |
| Male, total .....                                  | 51 010                 | 7 497                               | 7 707        | 4 916   | 12 755       | 9 633   | 6 409        | 2 093           |
| 16 to 21 years, total .....                        | 9 590                  | 190                                 | 60           | 432     | 5 166        | 1 638   | 2 103        | -               |
| 16 to 21 years, not in school .....                | 859                    | 190                                 | -            | 124     | 303          | 182     | 60           | -               |
| 22 to 34 years, total .....                        | 7 157                  | 377                                 | 94           | 311     | 1 613        | 1 811   | 1 946        | 974             |
| 22 to 34 years, veteran of Vietnam .....           | 921                    | -                                   | -            | -       | 239          | 1 154   | 440          | 88              |
| 25 to 34 years .....                               | 4 916                  | 317                                 | 94           | 311     | 1 245        | 1 224   | 1 068        | 657             |
| 35 to 44 years .....                               | 3 700                  | 403                                 | 455          | 90      | 1 097        | 1 073   | 400          | 182             |
| 45 to 54 years .....                               | 4 103                  | 399                                 | 1 074        | 489     | 691          | 1 094   | 356          | -               |
| 55 to 64 years .....                               | 7 654                  | 1 807                               | 1 724        | 849     | 1 248        | 1 375   | 391          | 260             |
| 65 years and over .....                            | 18 806                 | 4 321                               | 4 300        | 2 744   | 2 940        | 2 612   | 1 213        | 677             |
| 40 to 64 years .....                               | 13 525                 | 2 458                               | 3 088        | 1 429   | 2 409        | 3 041   | 841          | 260             |
| Female, total .....                                | 95 947                 | 8 216                               | 13 670       | 9 600   | 26 684       | 25 341  | 8 926        | 3 510           |
| 16 to 21 years, total .....                        | 13 941                 | 242                                 | 493          | 302     | 7 191        | 3 987   | 1 725        | -               |
| 16 to 21 years, not in school .....                | 5 335                  | 181                                 | 430          | 242     | 2 323        | 1 909   | 250          | -               |
| 22 to 34 years, total .....                        | 19 169                 | 760                                 | 1 727        | 923     | 5 276        | 7 134   | 2 246        | 1 104           |
| 25 to 34 years .....                               | 13 973                 | 578                                 | 1 545        | 802     | 3 378        | 5 361   | 1 455        | 853             |
| 35 to 44 years .....                               | 12 413                 | 390                                 | 1 169        | 838     | 4 123        | 4 496   | 1 130        | 267             |
| 45 to 54 years .....                               | 11 989                 | 1 201                               | 2 048        | 1 314   | 3 140        | 2 959   | 1 057        | 271             |
| 55 to 64 years .....                               | 13 399                 | 1 851                               | 2 867        | 1 786   | 2 854        | 2 430   | 1 057        | 553             |
| 65 years and over .....                            | 25 037                 | 3 773                               | 5 366        | 4 436   | 4 101        | 4 335   | 1 711        | 1 315           |
| 40 to 64 years .....                               | 30 924                 | 3 248                               | 5 758        | 3 484   | 7 858        | 6 841   | 2 777        | 958             |
| <b>Family Status<sup>1</sup></b>                   |                        |                                     |              |         |              |         |              |                 |
| Male, total .....                                  | 19 358                 | 3 176                               | 3 347        | 1 494   | 4 529        | 4 801   | 1 506        | 505             |
| Family head .....                                  | 7 003                  | 879                                 | 1 493        | 605     | 1 870        | 1 440   | 557          | 159             |
| Family member .....                                | 3 175                  | 688                                 | 171          | 445     | 780          | 1 031   | 60           | -               |
| Unrelated individual .....                         | 9 181                  | 1 609                               | 1 684        | 444     | 1 880        | 2 330   | 888          | 347             |
| Female, total .....                                | 59 432                 | 4 383                               | 8 241        | 5 037   | 17 004       | 18 134  | 5 040        | 1 595           |
| Family head .....                                  | 12 434                 | 857                                 | 1 522        | 1 030   | 4 374        | 3 658   | 927          | 66              |
| No children under 18 years .....                   | 1 678                  | 203                                 | 478          | 66      | 608          | 260     | 64           | -               |
| Children 6 to 17 years only .....                  | 4 198                  | 200                                 | 461          | 57      | 1 357        | 1 322   | 333          | -               |
| Children under 6 years .....                       | 6 557                  | 454                                 | 583          | 437     | 2 409        | 2 077   | 530          | 66              |
| Wife of head .....                                 | 31 821                 | 1 757                               | 4 085        | 2 895   | 8 563        | 10 721  | 2 603        | 1 197           |
| No children under 18 years .....                   | 10 694                 | 721                                 | 1 197        | 1 477   | 2 843        | 2 709   | 1 127        | 618             |
| Children 6 to 17 years only .....                  | 7 554                  | 463                                 | 1 052        | 779     | 1 965        | 2 765   | 466          | 63              |
| Children under 6 years .....                       | 13 573                 | 572                                 | 1 836        | 639     | 3 754        | 5 246   | 1 010        | 515             |
| Other family member .....                          | 6 635                  | 713                                 | 702          | 379     | 1 980        | 2 231   | 508          | 124             |
| Unrelated individual .....                         | 8 542                  | 1 056                               | 1 932        | 732     | 2 087        | 1 525   | 1 002        | 208             |

<sup>1</sup> Persons 16 to 64 years, not in school.



**Table 2a. Educational Attainment by Labor Force Status: Negro**

| Labor Force Status<br>Age and Sex<br>Family Status | Educational attainment |                                     |              |         |              |         |              |                 |
|--|------------------------|-------------------------------------|--------------|---------|--------------|---------|--------------|-----------------|
|  | Total                  | Elementary                          |              |         | High school  |         | College      |                 |
|  |                        | 4 years or less<br>(including none) | 5 to 7 years | 8 years | 1 to 3 years | 4 years | 1 to 3 years | 4 years or more |
| <b>IN THE LABOR FORCE</b>                          |                        |                                     |              |         |              |         |              |                 |
| <b>Age and Sex</b>                                 |                        |                                     |              |         |              |         |              |                 |
| Total, 16 years and over                           | 107 114                | 3 006                               | 7 394        | 4 840   | 27 447       | 43 239  | 17 511       | 3 678           |
| Male, total  | 59 157                 | 2 153                               | 4 418        | 2 991   | 15 647       | 22 501  | 9 435        | 2 011           |
| 16 to 21 years, total                              | 6 919                  | -                                   | -            | -       | 3 099        | 3 074   | 746          | -               |
| 16 to 21 years, not in school                      | 2 775                  | -                                   | -            | -       | 671          | 1 794   | 311          | -               |
| 22 to 34 years, total                              | 20 662                 | 157                                 | 194          | 711     | 4 097        | 9 331   | 5 167        | 1 006           |
| 22 to 34 years, veteran of Vietnam                 | 4 835                  | -                                   | 61           | 50      | 214          | 2 269   | 1 958        | 283             |
| 25 to 34 years                                     | 15 792                 | 157                                 | 194          | 661     | 3 168        | 6 552   | 4 181        | 880             |
| 35 to 44 years                                     | 11 980                 | 94                                  | 629          | 688     | 3 208        | 4 902   | 2 091        | 369             |
| 45 to 54 years                                     | 11 359                 | 907                                 | 1 462        | 817     | 3 681        | 3 351   | 787          | 355             |
| 55 to 64 years                                     | 7 304                  | 690                                 | 1 824        | 617     | 1 562        | 1 733   | 597          | 282             |
| 65 years and over                                  | 933                    | 306                                 | 310          | 159     | -            | 110     | 48           | -               |
| 40 to 64 years                                     | 24 182                 | 1 597                               | 3 609        | 1 799   | 6 707        | 7 259   | 2 206        | 1 006           |
| Female, total                                      | 47 958                 | 853                                 | 2 975        | 1 850   | 11 800       | 20 738  | 8 076        | 1 667           |
| 16 to 21 years, total                              | 6 826                  | -                                   | -            | 63      | 2 022        | 3 388   | 1 291        | 63              |
| 16 to 21 years, not in school                      | 3 250                  | -                                   | -            | 63      | 677          | 2 147   | 363          | -               |
| 22 to 34 years, total                              | 15 541                 | -                                   | 127          | 67      | 3 061        | 7 793   | 4 093        | 400             |
| 22 to 34 years, veteran of Vietnam                 | 11 799                 | -                                   | 57           | 47      | 2 435        | 5 773   | 2 918        | 339             |
| 25 to 34 years                                     | 10 920                 | 49                                  | 816          | 478     | 2 532        | 5 104   | 1 499        | 420             |
| 35 to 44 years                                     | 8 632                  | 201                                 | 783          | 716     | 2 924        | 2 691   | 857          | 459             |
| 45 to 54 years                                     | 5 061                  | 519                                 | 1 117        | 459     | 1 127        | 1 245   | 335          | 259             |
| 55 to 64 years                                     | 978                    | 64                                  | 130          | 67      | 134          | 517     | -            | 66              |
| 65 years and over                                  | 978                    | 64                                  | 130          | 67      | 134          | 517     | -            | 66              |
| 40 to 64 years                                     | 18 825                 | 720                                 | 2 584        | 1 381   | 5 491        | 5 979   | 1 878        | 790             |
| <b>Family Status<sup>1</sup></b>                   |                        |                                     |              |         |              |         |              |                 |
| Male, total  | 52 777                 | 1 847                               | 4 108        | 2 832   | 12 938       | 20 557  | 8 639        | 1 854           |
| Family head  | 31 558                 | 1 197                               | 2 510        | 1 783   | 7 790        | 11 271  | 5 740        | 1 267           |
| Family member                                      | 7 093                  | 167                                 | 147          | 167     | 1 972        | 3 363   | 1 277        | -               |
| Unrelated individual                               | 14 126                 | 484                                 | 1 451        | 882     | 3 176        | 5 923   | 1 622        | 587             |
| Female, total                                      | 42 661                 | 789                                 | 2 845        | 1 783   | 10 200       | 18 736  | 6 832        | 1 477           |
| Family head  | 13 554                 | 127                                 | 923          | 389     | 3 664        | 5 761   | 2 279        | 411             |
| No children under 18 years                         | 2 284                  | -                                   | 404          | 63      | 670          | 802     | 203          | 142             |
| Children 6 to 17 years only                        | 5 560                  | 63                                  | 392          | 133     | 1 345        | 2 285   | 1 143        | 199             |
| Children under 6 years                             | 5 710                  | 63                                  | 127          | 193     | 1 649        | 2 674   | 934          | 70              |
| Wife of head                                       | 15 832                 | 204                                 | 781          | 867     | 3 734        | 7 313   | 2 395        | 538             |
| No children under 18 years                         | 6 153                  | 204                                 | 331          | 605     | 1 892        | 2 306   | 546          | 269             |
| Children 6 to 17 years only                        | 4 060                  | -                                   | 323          | 132     | 724          | 2 143   | 535          | 202             |
| Children under 6 years                             | 5 619                  | -                                   | 127          | 130     | 1 118        | 2 864   | 1 314        | 67              |
| Other family member                                | 4 597                  | 130                                 | 129          | 63      | 819          | 2 173   | 1 156        | 127             |
| Unrelated individual                               | 8 679                  | 328                                 | 1 012        | 464     | 1 983        | 3 489   | 1 001        | 402             |
| <b>NOT IN THE LABOR FORCE</b>                      |                        |                                     |              |         |              |         |              |                 |
| <b>Age and Sex</b>                                 |                        |                                     |              |         |              |         |              |                 |
| Total, 16 years and over                           | 78 945                 | 8 025                               | 10 681       | 6 402   | 25 714       | 19 741  | 7 210        | 1 172           |
| Male, total  | 24 024                 | 3 676                               | 3 682        | 2 061   | 7 870        | 4 364   | 2 183        | 188             |
| 16 to 21 years, total                              | 5 672                  | 63                                  | -            | 185     | 4 209        | 792     | 424          | -               |
| 16 to 21 years, not in school                      | 550                    | 63                                  | -            | 124     | 242          | 121     | -            | -               |
| 22 to 34 years, total                              | 3 397                  | 165                                 | 94           | 95      | 1 066        | 1 130   | 754          | 94              |
| 22 to 34 years, veteran of Vietnam                 | 490                    | -                                   | -            | -       | 239          | 94      | 158          | -               |
| 25 to 34 years                                     | 2 530                  | 165                                 | 94           | 95      | 761          | 878     | 443          | 94              |
| 35 to 44 years                                     | 2 399                  | 189                                 | 322          | 90      | 660          | 784     | 260          | 94              |
| 45 to 54 years                                     | 2 362                  | 77                                  | 540          | 422     | 356          | 612     | 356          | -               |
| 55 to 64 years                                     | 3 673                  | 1 219                               | 993          | 416     | 511          | 454     | 80           | -               |
| 65 years and over                                  | 6 521                  | 1 964                               | 1 733        | 852     | 1 069        | 592     | 311          | -               |
| 40 to 64 years                                     | 7 339                  | 1 485                               | 1 690        | 929     | 1 205        | 1 500   | 529          | -               |
| Female, total                                      | 54 921                 | 4 349                               | 6 999        | 4 341   | 17 843       | 15 377  | 5 027        | 985             |
| 16 to 21 years, total                              | 8 695                  | -                                   | -            | 61      | 5 448        | 2 508   | 679          | -               |
| 16 to 21 years, not in school                      | 3 377                  | -                                   | -            | 61      | 1 713        | 1 413   | 189          | -               |
| 22 to 34 years, total                              | 10 434                 | 61                                  | 339          | 275     | 3 029        | 5 290   | 1 311        | 130             |
| 22 to 34 years, veteran of Vietnam                 | 7 870                  | -                                   | 339          | 275     | 2 360        | 3 883   | 943          | 69              |
| 25 to 34 years                                     | 8 012                  | 133                                 | 266          | 403     | 3 165        | 3 103   | 809          | 133             |
| 35 to 44 years                                     | 7 970                  | 518                                 | 1 305        | 904     | 2 452        | 1 940   | 722          | 130             |
| 45 to 54 years                                     | 4 784                  | 133                                 | 259          | 133     | 1 599        | 1 470   | 331          | 63              |
| 55 to 64 years                                     | 8 416                  | 1 166                               | 1 825        | 1 116   | 2 096        | 1 302   | 781          | 130             |
| 65 years and over                                  | 11 394                 | 2 471                               | 3 263        | 1 583   | 1 654        | 1 235   | 725          | 462             |
| 40 to 64 years                                     | 19 695                 | 1 751                               | 3 330        | 2 222   | 5 958        | 4 131   | 1 976        | 326             |
| <b>Family Status<sup>1</sup></b>                   |                        |                                     |              |         |              |         |              |                 |
| Male, total  | 10 985                 | 1 712                               | 1 949        | 994     | 2 484        | 2 882   | 870          | 94              |
| Family head  | 4 193                  | 409                                 | 832          | 326     | 1 175        | 1 085   | 366          | -               |
| Family member                                      | 2 455                  | 388                                 | 171          | 445     | 544          | 907     | 504          | 94              |
| Unrelated individual                               | 4 338                  | 915                                 | 946          | 223     | 765          | 890     | -            | -               |
| Female, total                                      | 36 770                 | 1 878                               | 3 736        | 2 758   | 12 067       | 12 452  | 3 426        | 453             |
| Family head  | 9 190                  | 458                                 | 791          | 783     | 3 340        | 3 022   | 796          | -               |
| No children under 18 years                         | 868                    | 132                                 | 135          | 66      | 399          | 136     | -            | -               |
| Children 6 to 17 years only                        | 3 368                  | 66                                  | 266          | 459     | 1 115        | 1 131   | 333          | -               |
| Children under 6 years                             | 4 953                  | 260                                 | 390          | 257     | 1 829        | 1 755   | 463          | -               |
| Wife of head                                       | 17 645                 | 395                                 | 1 298        | 1 448   | 5 491        | 6 978   | 1 643        | 392             |
| No children under 18 years                         | 5 914                  | 332                                 | 593          | 866     | 1 599        | 1 470   | 859          | 196             |
| Children 6 to 17 years only                        | 4 784                  | 63                                  | 259          | 133     | 1 573        | 2 045   | 331          | 63              |
| Children under 6 years                             | 6 947                  | -                                   | 446          | 133     | 2 318        | 3 463   | 453          | 133             |
| Other family member                                | 4 173                  | 314                                 | 386          | 127     | 1 433        | 1 530   | 323          | 61              |
| Unrelated individual                               | 5 763                  | 711                                 | 1 261        | 401     | 1 803        | 923     | 664          | -               |

<sup>1</sup> Persons 16 to 64 years, not in school.

Table 2b. Educational Attainment by Labor Force Status: White

| Labor Force Status<br>Age and Sex<br>Family Status | Educational attainment |                                     |              |         |              |         |              |                 |
|--|------------------------|-------------------------------------|--------------|---------|--------------|---------|--------------|-----------------|
|  | Total                  | Elementary                          |              |         | High school  |         | College      |                 |
|  |                        | 4 years or less<br>(including none) | 5 to 7 years | 8 years | 1 to 3 years | 4 years | 1 to 3 years | 4 years or more |
| <b>IN THE LABOR FORCE</b>                          |                        |                                     |              |         |              |         |              |                 |
| <b>Age and Sex</b>                                 |                        |                                     |              |         |              |         |              |                 |
| Total, 16 years and over .....                     | 79 606                 | 9 398                               | 12 314       | 6 272   | 14 574       | 18 824  | 10 675       | 7 549           |
| Male, total .....                                  | 47 624                 | 5 724                               | 7 953        | 3 745   | 8 669        | 10 542  | 6 578        | 4 412           |
| 16 to 21 years, total .....                        | 5 395                  | 370                                 | 804          | 184     | 1 532        | 1 226   | 1 278        | -               |
| 16 to 21 years, not in school .....                | 3 459                  | 370                                 | 744          | 121     | 744          | 924     | 556          | -               |
| 22 to 34 years, total .....                        | 15 371                 | 1 974                               | 2 641        | 742     | 2 576        | 3 282   | 2 220        | 1 936           |
| 22 to 34 years, veteran of Vietnam .....           | 1 302                  | -                                   | -            | -       | 179          | 389     | 520          | 215             |
| 25 to 34 years .....                               | 11 615                 | 1 605                               | 1 894        | 554     | 1 801        | 2 365   | 1 650        | 1 746           |
| 35 to 44 years .....                               | 10 995                 | 1 777                               | 1 731        | 925     | 1 890        | 2 095   | 1 385        | 1 191           |
| 45 to 54 years .....                               | 8 282                  | 837                                 | 1 494        | 765     | 1 281        | 2 171   | 822          | 913             |
| 55 to 64 years .....                               | 6 136                  | 698                                 | 957          | 731     | 1 255        | 1 371   | 752          | 372             |
| 65 years and over .....                            | 1 445                  | 68                                  | 326          | 399     | 135          | 396     | 121          | -               |
| 40 to 64 years .....                               | 19 693                 | 2 491                               | 3 084        | 1 971   | 3 396        | 4 481   | 2 271        | 2 000           |
| Female, total .....                                | 31 982                 | 3 674                               | 4 361        | 2 526   | 5 905        | 8 282   | 4 097        | 3 137           |
| 16 to 21 years, total .....                        | 4 019                  | 371                                 | 306          | -       | 1 479        | 1 169   | 693          | -               |
| 16 to 21 years, not in school .....                | 2 540                  | 311                                 | 306          | -       | 929          | 811     | 184          | -               |
| 22 to 34 years, total .....                        | 10 425                 | 948                                 | 1 730        | 640     | 1 441        | 2 213   | 1 741        | 1 712           |
| 22 to 34 years, veteran of Vietnam .....           | 6 986                  | 764                                 | 1 243        | 455     | 1 073        | 1 418   | 827          | 1 205           |
| 25 to 34 years .....                               | 5 225                  | 635                                 | 1 100        | 388     | 1 110        | 1 108   | 449          | 434             |
| 35 to 44 years .....                               | 6 266                  | 1 181                               | 1 028        | 328     | 756          | 1 849   | 725          | 397             |
| 45 to 54 years .....                               | 4 031                  | 347                                 | 198          | 690     | 632          | 1 394   | 353          | 417             |
| 55 to 64 years .....                               | 2 016                  | 192                                 | -            | 480     | 485          | 548     | 135          | 176             |
| 65 years and over .....                            | -                      | -                                   | -            | -       | -            | -       | -            | -               |
| 40 to 64 years .....                               | 12 511                 | 1 772                               | 1 755        | 1 216   | 2 038        | 3 705   | 1 211        | 814             |
| <b>Family Status<sup>1</sup></b>                   |                        |                                     |              |         |              |         |              |                 |
| Male, total .....                                  | 43 686                 | 5 593                               | 7 503        | 3 283   | 7 746        | 9 589   | 5 648        | 4 324           |
| Family head .....                                  | 21 841                 | 3 046                               | 4 218        | 1 734   | 3 935        | 5 161   | 2 073        | 1 675           |
| Family member .....                                | 4 397                  | 477                                 | 667          | 329     | 1 044        | 1 113   | 623          | 144             |
| Unrelated individual .....                         | 17 448                 | 2 070                               | 2 618        | 1 221   | 2 766        | 3 315   | 2 953        | 2 505           |
| Female, total .....                                | 27 897                 | 3 422                               | 4 361        | 2 046   | 4 808        | 7 265   | 3 157        | 2 837           |
| Family head .....                                  | 4 255                  | 582                                 | 730          | 453     | 953          | 934     | 405          | 198             |
| No children under 18 years .....                   | 1 425                  | 71                                  | 64           | 64      | 404          | 548     | 141          | 134             |
| Children 6 to 17 years only .....                  | 1 514                  | 330                                 | 468          | -       | 324          | 195     | 198          | -               |
| Children under 6 years .....                       | 1 315                  | 182                                 | 198          | 389     | 225          | 191     | 67           | 64              |
| Wife of head .....                                 | 10 259                 | 1 628                               | 1 728        | 724     | 2 278        | 2 518   | 723          | 659             |
| No children under 18 years .....                   | 5 723                  | 607                                 | 1 015        | 412     | 1 263        | 1 753   | 335          | 338             |
| Children 6 to 17 years only .....                  | 1 564                  | 195                                 | 459          | 127     | 385          | 200     | 198          | -               |
| Children under 6 years .....                       | 2 971                  | 826                                 | 254          | 185     | 630          | 566     | 190          | 321             |
| Other family member .....                          | 4 190                  | 322                                 | 1 048        | 135     | 762          | 1 282   | 578          | 64              |
| Unrelated individual .....                         | 9 193                  | 890                                 | 855          | 735     | 815          | 2 530   | 1 451        | 1 917           |
| <b>NOT IN THE LABOR FORCE</b>                      |                        |                                     |              |         |              |         |              |                 |
| <b>Age and Sex</b>                                 |                        |                                     |              |         |              |         |              |                 |
| Total, 16 years and over .....                     | 59 452                 | 7 156                               | 9 878        | 7 227   | 12 166       | 12 853  | 6 977        | 3 196           |
| Male, total .....                                  | 23 415                 | 3 488                               | 3 473        | 2 511   | 4 331        | 4 369   | 3 573        | 1 670           |
| 16 to 21 years, total .....                        | 3 389                  | 127                                 | 60           | 247     | 897          | 676     | 1 380        | -               |
| 16 to 21 years, not in school .....                | 1 188                  | 127                                 | -            | -       | 60           | -       | -            | -               |
| 22 to 34 years, total .....                        | 2 655                  | 212                                 | -            | 60      | 547          | 278     | 912          | 645             |
| 22 to 34 years, veteran of Vietnam .....           | 431                    | -                                   | -            | -       | -            | 60      | 282          | 88              |
| 25 to 34 years .....                               | 1 650                  | 152                                 | -            | 60      | 484          | 88      | 474          | 392             |
| 35 to 44 years .....                               | 1 301                  | 214                                 | 133          | -       | 437          | 288     | 139          | 88              |
| 45 to 54 years .....                               | 1 597                  | 322                                 | 535          | 67      | 191          | 482     | -            | -               |
| 55 to 64 years .....                               | 3 466                  | 448                                 | 637          | 433     | 644          | 732     | 312          | 260             |
| 65 years and over .....                            | 11 008                 | 2 165                               | 2 107        | 1 703   | 1 615        | 1 913   | 829          | 677             |
| 40 to 64 years .....                               | 5 526                  | 833                                 | 1 305        | 500     | 965          | 1 351   | 312          | 260             |
| Female, total .....                                | 36 037                 | 3 667                               | 6 405        | 4 716   | 7 836        | 8 483   | 3 403        | 1 526           |
| 16 to 21 years, total .....                        | 4 404                  | 242                                 | 493          | 242     | 1 453        | 1 110   | 865          | -               |
| 16 to 21 years, not in school .....                | 1 787                  | 181                                 | 430          | 181     | 562          | 433     | -            | -               |
| 22 to 34 years, total .....                        | 7 068                  | 4 743                               | 1 324        | 647     | 1 869        | 1 520   | 747          | 324             |
| 22 to 34 years, veteran of Vietnam .....           | 4 743                  | 515                                 | 1 143        | 526     | 823          | 1 154   | 385          | 196             |
| 25 to 34 years .....                               | 3 508                  | 257                                 | 839          | 436     | 831          | 952     | 194          | -               |
| 35 to 44 years .....                               | 3 669                  | 683                                 | 743          | 276     | 614          | 948     | 335          | 70              |
| 45 to 54 years .....                               | 4 564                  | 614                                 | 1 042        | 670     | 691          | 991     | 276          | 279             |
| 55 to 64 years .....                               | 12 824                 | 1 236                               | 1 964        | 2 445   | 2 378        | 2 962   | 987          | 852             |
| 65 years and over .....                            | -                      | -                                   | -            | -       | -            | -       | -            | -               |
| 40 to 64 years .....                               | 10 021                 | 1 426                               | 2 364        | 1 127   | 1 695        | 2 321   | 738          | 350             |
| <b>Family Status<sup>1</sup></b>                   |                        |                                     |              |         |              |         |              |                 |
| Male, total .....                                  | 7 581                  | 1 324                               | 1 305        | 500     | 1 879        | 1 586   | 575          | 412             |
| Family head .....                                  | 2 670                  | 330                                 | 660          | 279     | 695          | 355     | 191          | 159             |
| Family member .....                                | 599                    | 299                                 | -            | -       | 236          | 64      | -            | -               |
| Unrelated individual .....                         | 4 312                  | 694                                 | 645          | 220     | 949          | 1 167   | 384          | 253             |
| Female, total .....                                | 19 553                 | 2 371                               | 4 378        | 2 144   | 4 306        | 4 646   | 1 298        | 410             |
| Family head .....                                  | 2 807                  | 399                                 | 667          | 248     | 843          | 520     | 131          | -               |
| No children under 18 years .....                   | 690                    | 71                                  | 343          | -       | 142          | 71      | 64           | -               |
| Children 6 to 17 years only .....                  | 706                    | 134                                 | 131          | 67      | 184          | 191     | -            | -               |
| Children under 6 years .....                       | 1 411                  | 195                                 | 193          | 180     | 517          | 258     | 67           | -               |
| Wife of head .....                                 | 11 956                 | 1 362                               | 2 724        | 1 313   | 2 632        | 2 951   | 706          | 269             |
| No children under 18 years .....                   | 4 154                  | 390                                 | 604          | 612     | 1 171        | 967     | 269          | 142             |
| Children 6 to 17 years only .....                  | 2 506                  | 400                                 | 794          | 195     | 392          | 591     | 135          | -               |
| Children under 6 years .....                       | 5 297                  | 572                                 | 1 326        | 506     | 1 070        | 1 392   | 303          | 127             |
| Other family member .....                          | 2 148                  | 335                                 | 316          | 252     | 547          | 574     | 124          | -               |
| Unrelated individual .....                         | 2 642                  | 274                                 | 671          | 331     | 284          | 602     | 338          | 141             |

<sup>1</sup> Persons 16 to 64 years, not in school.

Table 3. Employment Status: All Races

| Age and Sex<br>Family Status<br>Educational Attainment | Total persons in labor force | Full-time labor force          |                                 |                                   |                                       |   | Part-time labor force          |                                |                                       |
|--|------------------------------|--------------------------------|---------------------------------|-----------------------------------|---------------------------------------|---|--------------------------------|--------------------------------|---------------------------------------|
|  |                              | Total in labor force full time | Employed on full-time schedules | On part time for economic reasons | Unemployed looking for full-time work |   | Total in labor force part time | Employed part time (voluntary) | Unemployed looking for part-time work |
|  |                              |                                |                                 |                                   | Total                                 | Unemployment rate for seekers of full-time work |                                |                                |                                       |
| <b>AGE AND SEX</b>                                     |                              |                                |                                 |                                   |                                       |   |                                |                                |                                       |
| Total, 16 years and over                               | 201 272                      | 180 390                        | 147 972                         | 9 874                             | 22 544                                | 12.5  | 20 882                         | 16 982                         | 3 900                                 |
| Male, total  | 115 734                      | 107 104                        | 88 113                          | 5 257                             | 13 733                                | 12.8  | 8 630                          | 6 814                          | 1 816                                 |
| 16 to 21 years, total                                  | 12 655                       | 8 855                          | 5 720                           | 736                               | 2 399                                 | 27.1  | 3 800                          | 2 778                          | 1 022                                 |
| 16 to 21 years, not in school                          | 6 284                        | 5 861                          | 4 198                           | 368                               | 1 295                                 | 22.1  | 424                            | 363                            | 60                                    |
| 22 to 34 years, total                                  | 38 962                       | 36 736                         | 30 270                          | 1 740                             | 4 726                                 | 12.9  | 2 226                          | 1 785                          | 440                                   |
| 22 to 34 years, veteran of Vietnam                     | 6 588                        | 5 973                          | 4 745                           | 194                               | 1 034                                 | 17.3  | 616                            | 501                            | 115                                   |
| 35 to 44 years   | 29 974                       | 28 147                         | 23 716                          | 1 300                             | 3 132                                 | 11.1  | 1 827                          | 1 499                          | 329                                   |
| 45 to 54 years   | 25 541                       | 25 292                         | 22 101                          | 669                               | 2 522                                 | 10.0  | 249                            | 249                            | -                                     |
| 55 to 64 years   | 21 236                       | 20 372                         | 16 799                          | 984                               | 2 589                                 | 12.7  | 864                            | 713                            | 151                                   |
| 65 years and over                                      | 14 553                       | 13 805                         | 11 655                          | 875                               | 1 275                                 | 9.2   | 748                            | 613                            | 136                                   |
|  | 2 787                        | 2 043                          | 1 569                           | 252                               | 222                                   | 10.9  | 743                            | 576                            | 67                                    |
| 40 to 84 years   | 47 453                       | 45 753                         | 38 219                          | 2 238                             | 5 296                                 | 11.6  | 1 699                          | 1 413                          | 286                                   |
| Female, total  | 85 538                       | 73 286                         | 59 859                          | 4 616                             | 8 811                                 | 12.0  | 12 252                         | 10 168                         | 2 084                                 |
| 16 to 21 years, total                                  | 11 271                       | 8 138                          | 5 374                           | 741                               | 2 023                                 | 24.9  | 3 133                          | 1 911                          | 1 222                                 |
| 16 to 21 years, not in school                          | 5 975                        | 5 606                          | 3 646                           | 432                               | 1 528                                 | 27.3  | 369                            | 61                             | 308                                   |
| 22 to 34 years   | 28 202                       | 25 744                         | 21 026                          | 1 045                             | 3 673                                 | 14.3  | 2 459                          | 2 068                          | 391                                   |
| 25 to 34 years   | 20 584                       | 18 798                         | 15 180                          | 918                               | 2 699                                 | 14.4  | 1 786                          | 1 519                          | 267                                   |
| 35 to 44 years   | 17 375                       | 15 695                         | 13 832                          | 748                               | 1 114                                 | 7.1   | 1 680                          | 1 616                          | 64                                    |
| 45 to 54 years   | 15 717                       | 13 756                         | 11 357                          | 866                               | 1 533                                 | 11.1  | 1 961                          | 1 690                          | 271                                   |
| 55 to 64 years   | 9 576                        | 7 986                          | 6 913                           | 744                               | 329                                   | 4.1   | 1 590                          | 1 523                          | 67                                    |
| 65 years and over                                      | 3 398                        | 1 968                          | 1 357                           | 473                               | 138                                   | 7.0   | 1 429                          | 1 361                          | 69                                    |
| 40 to 64 years   | 33 218                       | 28 937                         | 24 333                          | 2 153                             | 2 451                                 | 8.5   | 4 282                          | 3 879                          | 402                                   |
| <b>FAMILY STATUS<sup>1</sup></b>                       |                              |                                |                                 |                                   |                                       |   |                                |                                |                                       |
| Male, total  | 104 542                      | 100 508                        | 83 714                          | 4 637                             | 12 158                                | 12.1  | 4 034                          | 3 310                          | 724                                   |
| Family head  | 57 812                       | 56 521                         | 49 331                          | 2 213                             | 4 977                                 | 8.8   | 1 291                          | 1 001                          | 290                                   |
| Family member  | 12 057                       | 11 138                         | 7 906                           | 772                               | 2 461                                 | 22.1  | 918                            | 636                            | 283                                   |
| Unrelated individual                                   | 34 673                       | 32 848                         | 26 477                          | 1 652                             | 4 719                                 | 14.4  | 1 825                          | 1 674                          | 151                                   |
| Female, total  | 75 511                       | 67 625                         | 55 855                          | 3 835                             | 7 935                                 | 11.7  | 7 885                          | 6 784                          | 1 102                                 |
| Family head  | 18 261                       | 16 272                         | 13 419                          | 671                               | 2 183                                 | 13.4  | 1 989                          | 1 861                          | 127                                   |
| No children under 18 years                             | 3 904                        | 3 503                          | 3 226                           | 206                               | 71                                    | 2.0   | 401                            | 401                            | -                                     |
| Children 6 to 17 years only                            | 7 074                        | 6 143                          | 5 327                           | 130                               | 686                                   | 11.2  | 931                            | 931                            | -                                     |
| Children under 6 years                                 | 7 283                        | 6 626                          | 4 866                           | 335                               | 1 426                                 | 21.5  | 657                            | 529                            | 127                                   |
| Wife of head   | 28 782                       | 24 654                         | 20 047                          | 2 042                             | 2 566                                 | 10.4  | 4 127                          | 3 596                          | 531                                   |
| No children under 18 years                             | 13 084                       | 11 424                         | 9 501                           | 989                               | 934                                   | 8.2   | 1 660                          | 1 393                          | 267                                   |
| Children 6 to 17 years only                            | 6 341                        | 5 035                          | 3 900                           | 531                               | 604                                   | 12.0  | 1 306                          | 1 175                          | 131                                   |
| Children under 6 years                                 | 9 357                        | 8 195                          | 6 645                           | 522                               | 1 027                                 | 12.5  | 1 162                          | 1 028                          | 133                                   |
| Other family member                                    | 9 223                        | 8 784                          | 6 668                           | 379                               | 1 737                                 | 19.8  | 439                            | 129                            | 309                                   |
| Unrelated individual                                   | 19 245                       | 17 914                         | 15 722                          | 743                               | 1 449                                 | 8.1   | 1 331                          | 1 197                          | 134                                   |
| <b>EDUCATIONAL ATTAINMENT<sup>1</sup></b>              |                              |                                |                                 |                                   |                                       |   |                                |                                |                                       |
| Male, total  | 104 542                      | 100 508                        | 83 714                          | 4 637                             | 12 158                                | 12.1  | 4 034                          | 3 310                          | 724                                   |
| Elementary: 7 years or less                            | 19 770                       | 18 835                         | 16 229                          | 603                               | 2 003                                 | 10.6  | 935                            | 641                            | 293                                   |
| 8 years  | 6 541                        | 6 541                          | 4 938                           | 424                               | 1 180                                 | 18.0  | -                              | -                              | -                                     |
| High school: 1 to 3 years                              | 21 313                       | 20 313                         | 16 204                          | 1 291                             | 2 818                                 | 13.9  | 1 000                          | 814                            | 185                                   |
| 4 years  | 32 127                       | 31 337                         | 25 959                          | 1 714                             | 3 663                                 | 11.7  | 791                            | 700                            | 90                                    |
| College: 1 year or more                                | 24 791                       | 23 482                         | 20 383                          | 605                               | 2 494                                 | 10.6  | 1 309                          | 1 154                          | 155                                   |
| Female, total  | 75 511                       | 67 625                         | 55 855                          | 3 835                             | 7 935                                 | 11.7  | 7 885                          | 6 784                          | 1 102                                 |
| Elementary: 7 years or less                            | 11 816                       | 10 101                         | 7 912                           | 1 143                             | 1 046                                 | 10.4  | 1 715                          | 1 648                          | 67                                    |
| 8 years  | 3 964                        | 3 498                          | 2 894                           | 140                               | 463                                   | 13.2  | 466                            | 466                            | -                                     |
| High school: 1 to 3 years                              | 15 212                       | 13 323                         | 9 771                           | 912                               | 2 639                                 | 19.8  | 1 889                          | 1 444                          | 445                                   |
| 4 years  | 28 099                       | 25 544                         | 21 617                          | 968                               | 2 958                                 | 11.6  | 2 555                          | 2 100                          | 455                                   |
| College: 1 year or more                                | 16 420                       | 15 160                         | 13 661                          | 672                               | 828                                   | 5.5   | 1 260                          | 1 127                          | 133                                   |

<sup>1</sup> Persons 16 to 64 years, not in school.

Table 3a. Employment Status: Negro

| Age and Sex<br>Family Status<br>Educational Attainment | Total persons in labor force | Full-time labor force          |                                 |                                   |                                       | Part-time labor force                           |                                |                                |                                       |
|--|------------------------------|--------------------------------|---------------------------------|-----------------------------------|---------------------------------------|---|--------------------------------|--------------------------------|---------------------------------------|
|  |                              | Total in labor force full time | Employed on full-time schedules | On part time for economic reasons | Unemployed looking for full-time work |   | Total in labor force part time | Employed part time (voluntary) | Unemployed looking for part-time work |
|  |                              |                                |                                 |                                   | Total                                 | Unemployment rate for seekers of full-time work |                                |                                |                                       |
| <b>AGE AND SEX</b>                                     |                              |                                |                                 |                                   |                                       |   |                                |                                |                                       |
| Total, 16 years and over                               | 107 114                      | 95 731                         | 75 691                          | 5 453                             | 14 587                                | 15.2  | 11 383                         | 9 100                          | 2 283                                 |
| Male, total  | 59 157                       | 54 985                         | 43 853                          | 2 959                             | 8 173                                 | 14.9  | 4 172                          | 2 956                          | 1 216                                 |
| 16 to 21 years, total                                  | 6 919                        | 4 915                          | 2 700                           | 492                               | 1 723                                 | 35.1  | 2 004                          | 1 152                          | 852                                   |
| 16 to 21 years, not in school                          | 2 775                        | 2 594                          | 1 605                           | 186                               | 802                                   | 30.9  | 182                            | 182                            | -                                     |
| 22 to 34 years, total                                  | 20 662                       | 19 911                         | 15 715                          | 1 085                             | 3 111                                 | 15.6  | 750                            | 530                            | 220                                   |
| 22 to 34 years, veteran of Vietnam                     | 4 835                        | 4 527                          | 3 691                           | 61                                | 775                                   | 17.1  | 308                            | 241                            | 67                                    |
| 25 to 34 years   | 15 792                       | 15 168                         | 12 401                          | 835                               | 1 932                                 | 12.7  | 624                            | 467                            | 157                                   |
| 35 to 44 years   | 11 980                       | 11 819                         | 10 114                          | 450                               | 1 255                                 | 10.6  | 161                            | 161                            | -                                     |
| 45 to 54 years   | 11 359                       | 10 786                         | 8 914                           | 513                               | 1 389                                 | 12.6  | 572                            | 496                            | 77                                    |
| 55 to 64 years   | 7 304                        | 6 885                          | 5 837                           | 371                               | 677                                   | 9.8   | 419                            | 352                            | 66                                    |
| 65 years and over                                      | 933                          | 669                            | 573                             | 48                                | 48                                    | 7.1   | 265                            | 265                            | -                                     |
| 40 to 64 years   | 24 182                       | 23 191                         | 19 555                          | 1 108                             | 2 528                                 | 10.9  | 991                            | 848                            | 143                                   |
| Female, total  | 47 958                       | 40 746                         | 31 837                          | 2 494                             | 6 415                                 | 15.7  | 7 211                          | 6 144                          | 1 067                                 |
| 16 to 21 years, total                                  | 6 826                        | 5 050                          | 2 836                           | 620                               | 1 594                                 | 31.6  | 1 776                          | 1 039                          | 737                                   |
| 16 to 21 years, not in school                          | 3 250                        | 3 129                          | 1 656                           | 311                               | 1 162                                 | 37.1  | 121                            | 61                             | 61                                    |
| 22 to 34 years   | 15 541                       | 14 155                         | 10 792                          | 404                               | 2 959                                 | 20.9  | 1 386                          | 1 122                          | 264                                   |
| 25 to 34 years   | 11 799                       | 10 594                         | 8 144                           | 341                               | 2 109                                 | 19.9  | 1 204                          | 1 001                          | 203                                   |
| 35 to 44 years   | 10 920                       | 9 752                          | 8 328                           | 480                               | 944                                   | 9.7   | 1 169                          | 1 169                          | -                                     |
| 45 to 54 years   | 8 632                        | 7 469                          | 6 290                           | 393                               | 786                                   | 10.5  | 1 163                          | 1 096                          | 66                                    |
| 55 to 64 years   | 5 061                        | 3 869                          | 3 208                           | 529                               | 132                                   | 3.4   | 1 191                          | 1 191                          | -                                     |
| 65 years and over                                      | 978                          | 451                            | 382                             | 69                                | -                                     | 0   | 527                            | 527                            | -                                     |
| 40 to 64 years   | 18 825                       | 16 059                         | 13 404                          | 1 266                             | 1 389                                 | 8.7   | 2 766                          | 2 700                          | 66                                    |
| <b>FAMILY STATUS<sup>1</sup></b>                       |                              |                                |                                 |                                   |                                       |   |                                |                                |                                       |
| Male, total  | 52 777                       | 50 819                         | 41 258                          | 2 606                             | 6 955                                 | 13.7  | 1 958                          | 1 658                          | 300                                   |
| Family head  | 31 558                       | 30 716                         | 26 656                          | 1 391                             | 2 669                                 | 8.7   | 842                            | 709                            | 133                                   |
| Family member  | 7 093                        | 6 632                          | 4 398                           | 590                               | 1 643                                 | 24.8  | 461                            | 370                            | 90                                    |
| Unrelated individual                                   | 14 126                       | 13 471                         | 10 204                          | 625                               | 2 642                                 | 19.6  | 655                            | 578                            | 77                                    |
| Female, total  | 42 661                       | 37 692                         | 29 834                          | 2 117                             | 5 741                                 | 15.2  | 4 969                          | 4 579                          | 390                                   |
| Family head  | 13 554                       | 11 957                         | 9 638                           | 536                               | 1 783                                 | 14.9  | 1 597                          | 1 597                          | -                                     |
| No children under 18 years                             | 2 284                        | 1 947                          | 1 811                           | 135                               | -                                     | 0   | 337                            | 337                            | -                                     |
| Children 6 to 17 years only                            | 5 560                        | 4 762                          | 4 215                           | 66                                | 481                                   | 10.1  | 798                            | 798                            | -                                     |
| Children under 6 years                                 | 5 710                        | 5 248                          | 3 611                           | 335                               | 1 302                                 | 24.8  | 462                            | 462                            | -                                     |
| Wife of head   | 15 832                       | 13 307                         | 10 518                          | 998                               | 1 791                                 | 13.5  | 2 525                          | 2 256                          | 269                                   |
| No children under 18 years                             | 6 153                        | 5 073                          | 4 073                           | 401                               | 599                                   | 11.8  | 1 080                          | 944                            | 136                                   |
| Children 6 to 17 years only                            | 4 060                        | 3 401                          | 2 663                           | 201                               | 537                                   | 15.8  | 658                            | 658                            | -                                     |
| Children under 6 years                                 | 5 619                        | 4 833                          | 3 782                           | 395                               | 655                                   | 13.6  | 786                            | 653                            | 133                                   |
| Other family member                                    | 4 597                        | 4 412                          | 2 796                           | 187                               | 1 428                                 | 32.4  | 184                            | 63                             | 121                                   |
| Unrelated individual                                   | 8 679                        | 8 016                          | 6 882                           | 395                               | 738                                   | 9.2   | 663                            | 663                            | -                                     |
| <b>EDUCATIONAL ATTAINMENT<sup>1</sup></b>              |                              |                                |                                 |                                   |                                       |   |                                |                                |                                       |
| Male, total  | 52 777                       | 50 819                         | 41 258                          | 2 606                             | 6 955                                 | 13.7  | 1 958                          | 1 658                          | 300                                   |
| Elementary: 7 years or less                            | 5 956                        | 5 471                          | 4 609                           | 204                               | 658                                   | 12.0  | 485                            | 419                            | 66                                    |
| 8 years  | 2 832                        | 2 832                          | 2 049                           | 146                               | 637                                   | 22.5  | -                              | -                              | -                                     |
| High school: 1 to 3 years                              | 12 938                       | 12 377                         | 9 714                           | 834                               | 1 829                                 | 14.8  | 561                            | 484                            | 77                                    |
| 4 years  | 20 557                       | 19 990                         | 16 292                          | 1 231                             | 2 467                                 | 12.3  | 567                            | 477                            | 90                                    |
| College: 1 year or more                                | 10 493                       | 10 149                         | 8 593                           | 190                               | 1 365                                 | 13.5  | 345                            | 278                            | 67                                    |
| Female, total  | 42 661                       | 37 692                         | 29 834                          | 2 117                             | 5 741                                 | 15.2  | 4 969                          | 4 579                          | 390                                   |
| Elementary: 7 years or less                            | 3 634                        | 2 645                          | 1 985                           | 268                               | 391                                   | 14.8  | 989                            | 989                            | -                                     |
| 8 years  | 1 783                        | 1 448                          | 1 253                           | -                                 | 195                                   | 13.5  | 335                            | 335                            | -                                     |
| High school: 1 to 3 years                              | 10 200                       | 9 153                          | 6 307                           | 859                               | 1 987                                 | 21.7  | 1 047                          | 793                            | 254                                   |
| 4 years  | 18 736                       | 16 812                         | 13 651                          | 588                               | 2 573                                 | 15.3  | 1 923                          | 1 857                          | 67                                    |
| College: 1 year or more                                | 8 309                        | 7 634                          | 6 638                           | 402                               | 595                                   | 7.8   | 675                            | 605                            | 70                                    |

<sup>1</sup> Persons 16 to 64 years, not in school.

Table 3b. Employment Status: White

| Age and Sex<br>Family Status<br>Educational Attainment | Total persons in labor force | Full-time labor force          |                                 |                                   |                                       |   | Part-time labor force          |                                |                                       |
|--|------------------------------|--------------------------------|---------------------------------|-----------------------------------|---------------------------------------|---|--------------------------------|--------------------------------|---------------------------------------|
|  |                              | Total in labor force full time | Employed on full-time schedules | On part time for economic reasons | Unemployed looking for full-time work |   | Total in labor force part-time | Employed part time (voluntary) | Unemployed looking for part-time work |
|  |                              |                                |                                 |                                   | Total                                 | Unemployment rate for seekers of full-time work |                                |                                |                                       |
| <b>AGE AND SEX</b>                                     |                              |                                |                                 |                                   |                                       |   |                                |                                |                                       |
| Total, 16 years and over                               | 79 606                       | 71 673                         | 60 596                          | 4 018                             | 7 056                                 | 9.8   | 7 933                          | 6 382                          | 1 550                                 |
| Male, total  | 47 624                       | 44 095                         | 37 141                          | 2 161                             | 4 793                                 | 10.9  | 3 529                          | 2 928                          | 601                                   |
| 16 to 21 years, total                                  | 5 395                        | 3 830                          | 2 970                           | 244                               | 616                                   | 16.1  | 1 565                          | 1 395                          | 170                                   |
| 16 to 21 years, not in school                          | 3 459                        | 3 217                          | 2 543                           | 181                               | 492                                   | 15.3  | 242                            | 181                            | 60                                    |
| 22 to 34 years, total                                  | 15 371                       | 14 290                         | 12 233                          | 656                               | 1 402                                 | 9.8   | 1 081                          | 861                            | 220                                   |
| 22 to 34 years, veteran of Vietnam                     | 1 302                        | 1 079                          | 835                             | 133                               | 110                                   | 10.2  | 224                            | 176                            | 48                                    |
| 25 to 34 years   | 11 615                       | 10 631                         | 9 179                           | 464                               | 988                                   | 9.3   | 983                            | 811                            | 172                                   |
| 35 to 44 years   | 10 995                       | 10 907                         | 9 632                           | 219                               | 1 057                                 | 9.7   | 88                             | 88                             | -                                     |
| 45 to 54 years   | 8 282                        | 8 064                          | 6 499                           | 471                               | 1 094                                 | 13.6  | 219                            | 145                            | 74                                    |
| 55 to 64 years   | 6 136                        | 5 900                          | 4 945                           | 504                               | 451                                   | 7.6   | 236                            | 167                            | 69                                    |
| 65 years and over                                      | 1 445                        | 1 104                          | 862                             | 67                                | 174                                   | 15.8  | 341                            | 273                            | 67                                    |
| 40 to 64 years   | 19 693                       | 19 151                         | 15 747                          | 1 130                             | 2 274                                 | 11.9  | 542                            | 399                            | 143                                   |
| Female, total  | 31 982                       | 27 578                         | 23 455                          | 1 858                             | 2 265                                 | 8.2   | 4 404                          | 3 454                          | 950                                   |
| 16 to 21 years, total                                  | 4 019                        | 2 782                          | 2 232                           | 121                               | 430                                   | 15.4  | 1 236                          | 751                            | 485                                   |
| 16 to 21 years, not in school                          | 2 540                        | 2 292                          | 1 805                           | 121                               | 366                                   | 16.0  | 248                            | -                              | 248                                   |
| 22 to 34 years   | 10 425                       | 9 483                          | 8 192                           | 641                               | 651                                   | 6.9   | 942                            | 815                            | 127                                   |
| 25 to 34 years   | 6 986                        | 6 535                          | 5 431                           | 577                               | 526                                   | 8.1   | 451                            | 387                            | 64                                    |
| 35 to 44 years   | 5 225                        | 4 841                          | 4 402                           | 269                               | 170                                   | 3.5   | 384                            | 321                            | 64                                    |
| 45 to 54 years   | 6 266                        | 5 591                          | 4 506                           | 405                               | 679                                   | 12.2  | 675                            | 470                            | 205                                   |
| 55 to 64 years   | 4 031                        | 3 767                          | 3 355                           | 215                               | 197                                   | 5.2   | 264                            | 264                            | -                                     |
| 65 years and over                                      | 2 016                        | 1 113                          | 768                             | 207                               | 138                                   | 12.4  | 903                            | 834                            | 69                                    |
| 40 to 64 years   | 12 511                       | 11 317                         | 9 503                           | 820                               | 994                                   | 8.8   | 1 194                          | 925                            | 269                                   |
| <b>FAMILY STATUS<sup>1</sup></b>                       |                              |                                |                                 |                                   |                                       |   |                                |                                |                                       |
| Male, total  | 43 686                       | 41 996                         | 35 470                          | 2 031                             | 4 496                                 | 10.7  | 1 690                          | 1 266                          | 424                                   |
| Family head  | 21 841                       | 21 485                         | 18 694                          | 822                               | 1 970                                 | 9.2   | 355                            | 198                            | 157                                   |
| Family member  | 4 397                        | 4 023                          | 3 085                           | 181                               | 757                                   | 18.8  | 374                            | 181                            | 192                                   |
| Unrelated individual                                   | 17 448                       | 16 487                         | 13 691                          | 1 027                             | 1 769                                 | 10.7  | 961                            | 887                            | 74                                    |
| Female, total  | 27 897                       | 25 496                         | 21 782                          | 1 651                             | 2 063                                 | 8.1   | 2 400                          | 1 756                          | 644                                   |
| Family head  | 4 255                        | 3 863                          | 3 392                           | 134                               | 337                                   | 8.7   | 392                            | 284                            | 127                                   |
| No children under 18 years                             | 1 425                        | 1 362                          | 1 220                           | 71                                | 71                                    | 5.2   | 64                             | 64                             | -                                     |
| Children 6 to 17 years only                            | 1 514                        | 1 381                          | 1 112                           | 64                                | 205                                   | 14.9  | 133                            | 133                            | -                                     |
| Children under 6 years                                 | 1 315                        | 1 121                          | 1 060                           | -                                 | 60                                    | 5.4   | 195                            | 67                             | 127                                   |
| Wife of head   | 10 259                       | 9 105                          | 7 421                           | 977                               | 707                                   | 7.8   | 1 153                          | 959                            | 195                                   |
| No children under 18 years                             | 5 723                        | 5 335                          | 4 411                           | 588                               | 336                                   | 6.3   | 389                            | 325                            | 64                                    |
| Children 6 to 17 years only                            | 1 564                        | 1 111                          | 849                             | 262                               | -                                     | 0   | 453                            | 322                            | 131                                   |
| Children under 6 years                                 | 2 971                        | 2 660                          | 2 161                           | 127                               | 372                                   | 14.0  | 312                            | 312                            | -                                     |
| Other family member                                    | 4 190                        | 3 936                          | 3 435                           | 192                               | 309                                   | 7.8   | 254                            | 66                             | 188                                   |
| Unrelated individual                                   | 9 193                        | 8 592                          | 7 534                           | 348                               | 710                                   | 8.3   | 601                            | 467                            | 134                                   |
| <b>EDUCATIONAL ATTAINMENT<sup>1</sup></b>              |                              |                                |                                 |                                   |                                       |   |                                |                                |                                       |
| Male, total  | 43 686                       | 41 996                         | 35 470                          | 2 031                             | 4 496                                 | 10.7  | 1 690                          | 1 266                          | 424                                   |
| Elementary: 7 years or less                            | 13 096                       | 12 646                         | 10 975                          | 399                               | 1 272                                 | 10.1  | 449                            | 223                            | 227                                   |
| 8 years  | 3 283                        | 3 283                          | 2 535                           | 278                               | 470                                   | 14.3  | -                              | -                              | -                                     |
| High school: 1 to 3 years                              | 7 746                        | 7 401                          | 5 954                           | 456                               | 990                                   | 13.4  | 345                            | 237                            | 109                                   |
| 4 years  | 9 589                        | 9 438                          | 8 035                           | 483                               | 920                                   | 9.7   | 151                            | 151                            | -                                     |
| College: 1 year or more                                | 9 972                        | 9 228                          | 7 971                           | 414                               | 844                                   | 9.1   | 744                            | 656                            | 88                                    |
| Female, total  | 27 897                       | 25 496                         | 21 782                          | 1 651                             | 2 063                                 | 8.1   | 2 400                          | 1 756                          | 644                                   |
| Elementary: 7 years or less                            | 7 783                        | 7 180                          | 5 719                           | 807                               | 655                                   | 9.1   | 603                            | 603                            | -                                     |
| 8 years  | 2 046                        | 1 983                          | 1 641                           | 140                               | 201                                   | 10.1  | 64                             | 64                             | -                                     |
| High school: 1 to 3 years                              | 4 808                        | 4 030                          | 3 324                           | 53                                | 653                                   | 16.2  | 778                            | 587                            | 191                                   |
| 4 years  | 7 265                        | 6 764                          | 5 998                           | 380                               | 386                                   | 5.7   | 501                            | 112                            | 389                                   |
| College: 1 year or more                                | 5 994                        | 5 540                          | 5 100                           | 270                               | 169                                   | 3.1   | 455                            | 391                            | 64                                    |

<sup>1</sup> Persons 16 to 64 years, not in school.

**Table 4. Educational Attainment of the Employed: All Races**

[ Limited to persons 16 to 64 years, not in school ]

| Major Occupation Group                             | Educational attainment |                                     |               |              |               |               |               |                 |
|--|------------------------|-------------------------------------|---------------|--------------|---------------|---------------|---------------|-----------------|
|  | Total                  | Elementary                          |               |              | High school   |               | College       |                 |
|  |                        | 4 years or less<br>(including none) | 5 to 7 years  | 8 years      | 1 to 3 years  | 4 years       | 1 to 3 years  | 4 years or more |
| <b>Total employed</b> .....                        | <b>158 135</b>         | <b>10 641</b>                       | <b>17 534</b> | <b>8 862</b> | <b>30 436</b> | <b>53 059</b> | <b>24 122</b> | <b>13 479</b>   |
| Professional and technical .....                   | 13 587                 | 127                                 | 281           | 215          | 693           | 2 337         | 3 460         | 6 474           |
| Managerial and administrative .....                | 7 179                  | 128                                 | 306           | 261          | 1 088         | 2 489         | 1 355         | 1 552           |
| Sales .....  | 4 794                  | 131                                 | 146           | 386          | 467           | 1 656         | 1 391         | 617             |
| Clerical .....                                     | 26 951                 | -                                   | 377           | 599          | 3 685         | 11 849        | 7 821         | 2 620           |
| Craftsmen and foremen .....                        | 16 180                 | 956                                 | 1 739         | 819          | 3 650         | 6 218         | 2 530         | 268             |
| Operatives, except transportation .....            | 34 363                 | 4 432                               | 5 793         | 2 174        | 7 910         | 11 199        | 2 220         | 635             |
| Transport equipment operatives .....               | 7 267                  | 422                                 | 1 085         | 695          | 1 881         | 2 556         | 628           | -               |
| Laborers, except farm .....                        | 9 629                  | 999                                 | 1 775         | 1 063        | 1 280         | 2 921         | 1 088         | 503             |
| Service workers, except private household .....    | 30 598                 | 2 776                               | 3 788         | 2 056        | 7 867         | 10 007        | 3 363         | 741             |
| Private household workers .....                    | 7 001                  | 606                                 | 2 012         | 595          | 1 686         | 1 765         | 266           | 71              |
| Farmers and farm managers .....                    | -                      | -                                   | -             | -            | -             | -             | -             | -               |
| Farm laborers and foremen .....                    | -                      | -                                   | -             | -            | -             | -             | -             | -               |
| Not available .....                                | 586                    | 64                                  | 232           | -            | 230           | 60            | -             | -               |
| <b>Male employed</b> .....                         | <b>91 661</b>          | <b>6 689</b>                        | <b>10 785</b> | <b>5 362</b> | <b>18 309</b> | <b>28 374</b> | <b>14 167</b> | <b>7 975</b>    |
| Professional and technical .....                   | 7 067                  | 63                                  | 150           | 147          | 161           | 854           | 1 957         | 3 734           |
| Managerial and administrative .....                | 5 295                  | -                                   | 164           | 64           | 817           | 1 946         | 1 038         | 1 266           |
| Sales .....  | 2 864                  | 131                                 | 146           | 67           | 140           | 911           | 1 121         | 347             |
| Clerical .....                                     | 8 718                  | -                                   | 181           | 208          | 1 710         | 3 193         | 2 407         | 1 019           |
| Craftsmen and foremen .....                        | 14 663                 | 893                                 | 1 606         | 751          | 3 317         | 5 299         | 2 530         | 268             |
| Operatives, except transportation .....            | 18 516                 | 2 133                               | 2 575         | 1 300        | 4 446         | 5 936         | 1 692         | 434             |
| Transport equipment operatives .....               | 7 201                  | 422                                 | 1 085         | 695          | 1 881         | 2 490         | 628           | -               |
| Laborers, except farm .....                        | 8 969                  | 937                                 | 1 644         | 1 063        | 1 214         | 2 655         | 954           | 503             |
| Service workers, except private household .....    | 17 353                 | 2 046                               | 2 919         | 1 067        | 4 224         | 4 854         | 1 839         | 405             |
| Private household workers .....                    | 429                    | -                                   | 84            | -            | 171           | 175           | -             | -               |
| Farmers and farm managers .....                    | -                      | -                                   | -             | -            | -             | -             | -             | -               |
| Farm laborers and foremen .....                    | -                      | -                                   | -             | -            | -             | -             | -             | -               |
| Not available .....                                | 586                    | 64                                  | 232           | -            | 230           | 60            | -             | -               |
| <b>Male employed on full-time schedule</b> .....   | <b>83 714</b>          | <b>6 134</b>                        | <b>10 095</b> | <b>4 938</b> | <b>16 204</b> | <b>25 959</b> | <b>12 985</b> | <b>7 398</b>    |
| Professional and technical .....                   | 6 578                  | 63                                  | 150           | 84           | 161           | 854           | 1 809         | 3 456           |
| Managerial and administrative .....                | 4 938                  | -                                   | 88            | 64           | 658           | 1 946         | 917           | 1 266           |
| Sales .....  | 2 616                  | 131                                 | 146           | 67           | 74            | 824           | 1 121         | 254             |
| Clerical .....                                     | 7 705                  | -                                   | 181           | 134          | 1 418         | 2 906         | 2 047         | 1 019           |
| Craftsmen and foremen .....                        | 13 181                 | 830                                 | 1 396         | 685          | 2 957         | 4 583         | 2 464         | 268             |
| Operatives, except transportation .....            | 17 602                 | 2 045                               | 2 575         | 1 159        | 4 190         | 5 691         | 1 508         | 434             |
| Transport equipment operatives .....               | 6 518                  | 263                                 | 1 019         | 695          | 1 807         | 2 196         | 537           | -               |
| Laborers, except farm .....                        | 7 715                  | 763                                 | 1 573         | 983          | 846           | 2 217         | 894           | 439             |
| Service workers, except private household .....    | 16 076                 | 1 976                               | 2 725         | 1 067        | 3 770         | 4 587         | 1 688         | 263             |
| Private household workers .....                    | 272                    | -                                   | 84            | -            | 94            | 95            | -             | -               |
| Farmers and farm managers .....                    | -                      | -                                   | -             | -            | -             | -             | -             | -               |
| Farm laborers and foremen .....                    | -                      | -                                   | -             | -            | -             | -             | -             | -               |
| Not available .....                                | 512                    | 64                                  | 159           | -            | 230           | 60            | -             | -               |
| <b>Female employed</b> .....                       | <b>66 474</b>          | <b>3 953</b>                        | <b>6 749</b>  | <b>3 501</b> | <b>12 127</b> | <b>24 685</b> | <b>9 955</b>  | <b>5 504</b>    |
| Professional and technical .....                   | 6 519                  | 64                                  | 131           | 67           | 532           | 1 483         | 1 502         | 2 739           |
| Managerial and administrative .....                | 1 884                  | 128                                 | 142           | 198          | 270           | 543           | 317           | 286             |
| Sales .....  | 1 930                  | -                                   | -             | 319          | 327           | 745           | 270           | 270             |
| Clerical .....                                     | 18 233                 | -                                   | 196           | 391          | 1 976         | 8 656         | 5 414         | 1 601           |
| Craftsmen and foremen .....                        | 1 517                  | 64                                  | 134           | 67           | 333           | 919           | -             | -               |
| Operatives, except transportation .....            | 15 847                 | 2 298                               | 3 218         | 874          | 3 464         | 5 263         | 528           | 200             |
| Transport equipment operatives .....               | 66                     | -                                   | -             | -            | -             | 66            | -             | -               |
| Laborers, except farm .....                        | 660                    | 63                                  | 131           | -            | 67            | 266           | 134           | -               |
| Service workers, except private household .....    | 13 246                 | 731                                 | 869           | 990          | 3 642         | 5 153         | 1 524         | 337             |
| Private household workers .....                    | 6 571                  | 606                                 | 1 928         | 595          | 1 516         | 1 590         | 266           | 71              |
| Farmers and farm managers .....                    | -                      | -                                   | -             | -            | -             | -             | -             | -               |
| Farm laborers and foremen .....                    | -                      | -                                   | -             | -            | -             | -             | -             | -               |
| Not available .....                                | -                      | -                                   | -             | -            | -             | -             | -             | -               |
| <b>Female employed on full-time schedule</b> ..... | <b>55 855</b>          | <b>3 216</b>                        | <b>4 696</b>  | <b>2 894</b> | <b>9 771</b>  | <b>21 617</b> | <b>8 749</b>  | <b>4 912</b>    |
| Professional and technical .....                   | 5 727                  | 64                                  | -             | 67           | 469           | 1 414         | 1 366         | 2 347           |
| Managerial and administrative .....                | 1 741                  | 128                                 | 71            | 198          | 198           | 543           | 317           | 286             |
| Sales .....  | 1 403                  | -                                   | -             | 255          | 327           | 348           | 270           | 203             |
| Clerical .....                                     | 16 916                 | -                                   | 130           | 323          | 1 782         | 8 266         | 4 948         | 1 468           |
| Craftsmen and foremen .....                        | 1 389                  | 64                                  | 134           | 67           | 333           | 792           | -             | -               |
| Operatives, except transportation .....            | 13 763                 | 1 969                               | 2 700         | 801          | 2 955         | 4 742         | 395           | 200             |
| Transport equipment operatives .....               | 66                     | -                                   | -             | -            | -             | 66            | -             | -               |
| Laborers, except farm .....                        | 597                    | 63                                  | 131           | -            | 67            | 266           | 70            | -               |
| Service workers, except private household .....    | 10 589                 | 463                                 | 402           | 920          | 2 918         | 4 364         | 1 185         | 337             |
| Private household workers .....                    | 3 665                  | 466                                 | 1 128         | 262          | 724           | 815           | 198           | 71              |
| Farmers and farm managers .....                    | -                      | -                                   | -             | -            | -             | -             | -             | -               |
| Farm laborers and foremen .....                    | -                      | -                                   | -             | -            | -             | -             | -             | -               |
| Not available .....                                | -                      | -                                   | -             | -            | -             | -             | -             | -               |

**Table 4a. Educational Attainment of the Employed: Negro**

[Limited to persons 16 to 64 years, not in school]

| Major Occupation Group                             | Educational attainment |                                     |              |              |               |               |               |                 |
|--|------------------------|-------------------------------------|--------------|--------------|---------------|---------------|---------------|-----------------|
|  | Total                  | Elementary                          |              |              | High school   |               | College       |                 |
|  |                        | 4 years or less<br>(including none) | 5 to 7 years | 8 years      | 1 to 3 years  | 4 years       | 1 to 3 years  | 4 years or more |
| <b>Total employed</b> .....                        | <b>62 052</b>          | <b>2 211</b>                        | <b>6 263</b> | <b>3 783</b> | <b>18 992</b> | <b>34 096</b> | <b>13 597</b> | <b>3 109</b>    |
| Professional and technical .....                   | 5 053                  | 63                                  | -            | -            | 431           | 1 100         | 1 606         | 1 853           |
| Managerial and administrative .....                | 2 514                  | -                                   | 77           | 66           | 621           | 893           | 631           | 226             |
| Sales .....  | 2 340                  | -                                   | 146          | 131          | 200           | 813           | 851           | 199             |
| Clerical .....                                     | 14 575                 | -                                   | 67           | 133          | 2 110         | 7 500         | 4 273         | 492             |
| Craftsmen and foremen .....                        | 7 924                  | 209                                 | 830          | 130          | 1 611         | 3 507         | 1 570         | 66              |
| Operatives, except transportation .....            | 13 325                 | 213                                 | 1 059        | 680          | 3 943         | 6 389         | 971           | 69              |
| Transport equipment operatives .....               | 5 600                  | 329                                 | 608          | 536          | 1 740         | 1 825         | 562           | -               |
| Laborers, except farm .....                        | 5 109                  | 248                                 | 543          | 632          | 720           | 2 472         | 426           | 69              |
| Service workers, except private household .....    | 19 951                 | 819                                 | 1 585        | 1 014        | 5 924         | 8 033         | 2 441         | 136             |
| Private household workers .....                    | 5 525                  | 330                                 | 1 349        | 461          | 1 556         | 1 564         | 266           | -               |
| Farmers and farm managers .....                    | -                      | -                                   | -            | -            | -             | -             | -             | -               |
| Farm laborers and foremen .....                    | 136                    | -                                   | -            | -            | 136           | -             | -             | -               |
| Not available .....                                | -                      | -                                   | -            | -            | -             | -             | -             | -               |
| <b>Male employed</b> .....                         | <b>45 522</b>          | <b>1 486</b>                        | <b>3 744</b> | <b>2 193</b> | <b>11 033</b> | <b>18 000</b> | <b>7 364</b>  | <b>1 697</b>    |
| Professional and technical .....                   | 2 370                  | 63                                  | -            | -            | 161           | 428           | 729           | 989             |
| Managerial and administrative .....                | 1 985                  | -                                   | 77           | -            | 482           | 693           | 505           | 226             |
| Sales .....  | 1 207                  | -                                   | 146          | -            | 67            | 350           | 582           | 63              |
| Clerical .....                                     | 4 650                  | -                                   | -            | 67           | 1 134         | 2 183         | 1 051         | 216             |
| Craftsmen and foremen .....                        | 7 328                  | 209                                 | 830          | 130          | 1 412         | 3 110         | 1 570         | 66              |
| Operatives, except transportation .....            | 7 325                  | 213                                 | 469          | 412          | 2 143         | 3 385         | 634           | 69              |
| Transport equipment operatives .....               | 5 600                  | 329                                 | 608          | 536          | 1 740         | 1 825         | 562           | -               |
| Laborers, except farm .....                        | 4 776                  | 248                                 | 543          | 632          | 654           | 2 206         | 426           | 69              |
| Service workers, except private household .....    | 9 716                  | 426                                 | 987          | 419          | 2 935         | 3 642         | 1 308         | -               |
| Private household workers .....                    | 429                    | -                                   | 84           | -            | 171           | 175           | -             | -               |
| Farmers and farm managers .....                    | -                      | -                                   | -            | -            | -             | -             | -             | -               |
| Farm laborers and foremen .....                    | 136                    | -                                   | -            | -            | 136           | -             | -             | -               |
| Not available .....                                | -                      | -                                   | -            | -            | -             | -             | -             | -               |
| <b>Male employed on full-time schedule</b> .....   | <b>41 258</b>          | <b>1 278</b>                        | <b>3 332</b> | <b>2 049</b> | <b>9 714</b>  | <b>16 292</b> | <b>6 957</b>  | <b>1 637</b>    |
| Professional and technical .....                   | 2 309                  | 63                                  | -            | -            | 161           | 428           | 729           | 928             |
| Managerial and administrative .....                | 1 720                  | -                                   | -            | -            | 415           | 693           | 384           | 226             |
| Sales .....  | 1 141                  | -                                   | 146          | -            | -             | 350           | 582           | 63              |
| Clerical .....                                     | 4 380                  | -                                   | -            | 67           | 1 010         | 2 037         | 1 051         | 216             |
| Craftsmen and foremen .....                        | 6 300                  | 146                                 | 621          | 63           | 1 282         | 2 618         | 1 504         | 66              |
| Operatives, except transportation .....            | 6 942                  | 213                                 | 469          | 412          | 1 948         | 3 264         | 567           | 69              |
| Transport equipment operatives .....               | 5 084                  | 263                                 | 543          | 536          | 1 740         | 1 531         | 471           | -               |
| Laborers, except farm .....                        | 4 041                  | 167                                 | 543          | 552          | 447           | 1 837         | 426           | 69              |
| Service workers, except private household .....    | 8 933                  | 426                                 | 927          | 419          | 2 481         | 3 436         | 1 245         | -               |
| Private household workers .....                    | 272                    | -                                   | 84           | -            | 94            | 95            | -             | -               |
| Farmers and farm managers .....                    | -                      | -                                   | -            | -            | -             | -             | -             | -               |
| Farm laborers and foremen .....                    | 136                    | -                                   | -            | -            | 136           | -             | -             | -               |
| Not available .....                                | -                      | -                                   | -            | -            | -             | -             | -             | -               |
| <b>Female employed</b> .....                       | <b>36 530</b>          | <b>723</b>                          | <b>2 519</b> | <b>1 588</b> | <b>7 959</b>  | <b>16 096</b> | <b>6 233</b>  | <b>1 411</b>    |
| Professional and technical .....                   | 2 683                  | -                                   | -            | -            | 270           | 671           | 878           | 864             |
| Managerial and administrative .....                | 530                    | -                                   | -            | 66           | 139           | 198           | 126           | -               |
| Sales .....  | 1 132                  | -                                   | -            | 131          | 133           | 463           | 270           | 136             |
| Clerical .....                                     | 9 925                  | -                                   | 67           | 66           | 976           | 5 317         | 3 223         | 276             |
| Craftsmen and foremen .....                        | 596                    | -                                   | -            | -            | 199           | 397           | -             | -               |
| Operatives, except transportation .....            | 6 000                  | -                                   | 590          | 268          | 1 801         | 3 005         | 337           | -               |
| Transport equipment operatives .....               | -                      | -                                   | -            | -            | -             | -             | -             | -               |
| Laborers, except farm .....                        | 333                    | -                                   | -            | -            | 67            | 266           | -             | -               |
| Service workers, except private household .....    | 10 235                 | 393                                 | 597          | 595          | 2 989         | 4 391         | 1 133         | 136             |
| Private household workers .....                    | 5 096                  | 330                                 | 1 265        | 461          | 1 385         | 1 389         | 266           | -               |
| Farmers and farm managers .....                    | -                      | -                                   | -            | -            | -             | -             | -             | -               |
| Farm laborers and foremen .....                    | -                      | -                                   | -            | -            | -             | -             | -             | -               |
| Not available .....                                | -                      | -                                   | -            | -            | -             | -             | -             | -               |
| <b>Female employed on full-time schedule</b> ..... | <b>29 834</b>          | <b>591</b>                          | <b>1 394</b> | <b>1 253</b> | <b>6 307</b>  | <b>13 651</b> | <b>5 359</b>  | <b>1 279</b>    |
| Professional and technical .....                   | 2 346                  | -                                   | -            | -            | 270           | 602           | 741           | 732             |
| Managerial and administrative .....                | 457                    | -                                   | -            | 66           | 67            | 198           | 126           | -               |
| Sales .....  | 803                    | -                                   | -            | 131          | 133           | 463           | 270           | 136             |
| Clerical .....                                     | 9 137                  | -                                   | 67           | 66           | 913           | 4 990         | 2 891         | 276             |
| Craftsmen and foremen .....                        | 529                    | -                                   | -            | -            | 199           | 330           | -             | -               |
| Operatives, except transportation .....            | 5 265                  | -                                   | 460          | 268          | 1 529         | 2 739         | 268           | -               |
| Transport equipment operatives .....               | -                      | -                                   | -            | -            | -             | -             | -             | -               |
| Laborers, except farm .....                        | 333                    | -                                   | -            | -            | 67            | 266           | -             | -               |
| Service workers, except private household .....    | 8 307                  | 330                                 | 332          | 525          | 2 405         | 3 715         | 865           | 136             |
| Private household workers .....                    | 2 658                  | 261                                 | 602          | 196          | 724           | 677           | 198           | -               |
| Farmers and farm managers .....                    | -                      | -                                   | -            | -            | -             | -             | -             | -               |
| Farm laborers and foremen .....                    | -                      | -                                   | -            | -            | -             | -             | -             | -               |
| Not available .....                                | -                      | -                                   | -            | -            | -             | -             | -             | -               |

**Table 4b. Educational Attainment of the Employed: White**

[ Limited to persons 16 to 64 years, not in school ]

| Major Occupation Group                       | Educational attainment |                                     |               |              |               |               |              |                 |
|--|------------------------|-------------------------------------|---------------|--------------|---------------|---------------|--------------|-----------------|
|  | Total                  | Elementary                          |               |              | High school   |               | College      |                 |
|  |                        | 4 years or less<br>(including none) | 5 to 7 years  | 8 years      | 1 to 3 years  | 4 years       | 1 to 3 years | 4 years or more |
| <b>Total employed</b>                        | <b>63 956</b>          | <b>7 947</b>                        | <b>10 779</b> | <b>4 658</b> | <b>10 611</b> | <b>15 159</b> | <b>8 368</b> | <b>6 434</b>    |
| Professional and technical                   | 6 004                  | 64                                  | 281           | 215          | 262           | 883           | 1 393        | 2 907           |
| Managerial and administrative                | 3 474                  | 60                                  | 229           | 195          | 373           | 1 191         | 724          | 701             |
| Sales  | 2 056                  | 131                                 | -             | 188          | 267           | 707           | 476          | 288             |
| Clerical                                     | 9 789                  | -                                   | 311           | 398          | 1 482         | 3 211         | 2 978        | 1 409           |
| Craftsmen and foremen                        | 7 266                  | 680                                 | 909           | 601          | 1 834         | 2 451         | 717          | 74              |
| Operatives, except transportation            | 19 070                 | 4 010                               | 4 603         | 1 494        | 3 599         | 4 047         | 902          | 414             |
| Transport equipment operatives               | 1 507                  | 93                                  | 407           | 159          | 141           | 640           | 66           | -               |
| Laborers, except farm                        | 3 968                  | 752                                 | 1 232         | 360          | 560           | 317           | 447          | 299             |
| Service workers, except private household    | 9 031                  | 1 816                               | 1 980         | 915          | 1 869         | 1 514         | 665          | 272             |
| Private household workers                    | 1 412                  | 276                                 | 663           | 134          | 131           | 138           | -            | 71              |
| Farmers and farm managers                    | -                      | -                                   | -             | -            | -             | -             | -            | -               |
| Farm laborers and foremen                    | 380                    | 64                                  | 163           | -            | 93            | 60            | -            | -               |
| Not available                                | -                      | -                                   | -             | -            | -             | -             | -            | -               |
| <b>Male employed</b>                         | <b>38 767</b>          | <b>4 992</b>                        | <b>6 605</b>  | <b>2 813</b> | <b>6 647</b>  | <b>8 669</b>  | <b>5 271</b> | <b>3 769</b>    |
| Professional and technical                   | 3 314                  | -                                   | 150           | 147          | -             | 338           | 1 005        | 1 673           |
| Managerial and administrative                | 2 253                  | -                                   | 88            | 64           | 242           | 846           | 533          | 481             |
| Sales  | 1 392                  | 131                                 | -             | -            | 74            | 492           | 476          | 221             |
| Clerical                                     | 3 182                  | -                                   | 181           | 141          | 482           | 720           | 986          | 673             |
| Craftsmen and foremen                        | 6 485                  | 617                                 | 776           | 533          | 1 774         | 1 995         | 717          | 74              |
| Operatives, except transportation            | 10 281                 | 1 920                               | 2 031         | 888          | 2 065         | 2 387         | 775          | 214             |
| Transport equipment operatives               | 1 441                  | 93                                  | 407           | 159          | 141           | 574           | 66           | -               |
| Laborers, except farm                        | 3 640                  | 689                                 | 1 101         | 360          | 560           | 317           | 313          | 299             |
| Service workers, except private household    | 6 398                  | 1 479                               | 1 708         | 520          | 1 216         | 939           | 401          | 134             |
| Private household workers                    | -                      | -                                   | -             | -            | -             | -             | -            | -               |
| Farmers and farm managers                    | -                      | -                                   | -             | -            | -             | -             | -            | -               |
| Farm laborers and foremen                    | 380                    | 64                                  | 163           | -            | 93            | 60            | -            | -               |
| Not available                                | -                      | -                                   | -             | -            | -             | -             | -            | -               |
| <b>Male employed on full-time schedule</b>   | <b>35 470</b>          | <b>4 648</b>                        | <b>6 327</b>  | <b>2 535</b> | <b>5 954</b>  | <b>8 035</b>  | <b>4 650</b> | <b>3 321</b>    |
| Professional and technical                   | 2 885                  | -                                   | 150           | 84           | -             | 338           | 857          | 1 456           |
| Managerial and administrative                | 2 160                  | -                                   | 88            | 64           | 149           | 846           | 533          | 481             |
| Sales  | 1 211                  | 131                                 | -             | -            | 74            | 404           | 476          | 127             |
| Clerical                                     | 2 690                  | -                                   | 181           | 67           | 408           | 651           | 710          | 673             |
| Craftsmen and foremen                        | 6 031                  | 617                                 | 776           | 533          | 1 543         | 1 771         | 717          | 74              |
| Operatives, except transportation            | 9 818                  | 1 832                               | 2 031         | 747          | 2 005         | 2 263         | 726          | 214             |
| Transport equipment operatives               | 1 273                  | 93                                  | 407           | 159          | 67            | 574           | 66           | -               |
| Laborers, except farm                        | 3 121                  | 596                                 | 1 030         | 360          | 399           | 248           | 253          | 236             |
| Service workers, except private household    | 5 974                  | 1 409                               | 1 575         | 520          | 1 216         | 879           | 313          | 60              |
| Private household workers                    | -                      | -                                   | -             | -            | -             | -             | -            | -               |
| Farmers and farm managers                    | -                      | -                                   | -             | -            | -             | -             | -            | -               |
| Farm laborers and foremen                    | 306                    | 64                                  | 89            | -            | 93            | 60            | -            | -               |
| Not available                                | -                      | -                                   | -             | -            | -             | -             | -            | -               |
| <b>Female employed</b>                       | <b>25 189</b>          | <b>2 954</b>                        | <b>4 174</b>  | <b>1 845</b> | <b>3 964</b>  | <b>6 490</b>  | <b>3 097</b> | <b>2 665</b>    |
| Professional and technical                   | 2 690                  | 64                                  | 131           | 67           | 262           | 545           | 388          | 1 234           |
| Managerial and administrative                | 1 220                  | 60                                  | 142           | 131          | 131           | 345           | 191          | 220             |
| Sales  | 664                    | -                                   | -             | 188          | 194           | 215           | -            | 67              |
| Clerical                                     | 6 607                  | -                                   | 130           | 257          | 999           | 2 492         | 1 993        | 736             |
| Craftsmen and foremen                        | 781                    | 64                                  | 134           | 67           | 60            | 456           | -            | -               |
| Operatives, except transportation            | 8 789                  | 2 090                               | 2 572         | 606          | 1 533         | 1 659         | 127          | 200             |
| Transport equipment operatives               | 66                     | -                                   | -             | -            | -             | 66            | -            | -               |
| Laborers, except farm                        | 328                    | 63                                  | 131           | -            | -             | -             | 134          | -               |
| Service workers, except private household    | 2 632                  | 338                                 | 272           | 395          | 653           | 574           | 264          | 137             |
| Private household workers                    | 1 412                  | 276                                 | 663           | 134          | 131           | 138           | -            | 71              |
| Farmers and farm managers                    | -                      | -                                   | -             | -            | -             | -             | -            | -               |
| Farm laborers and foremen                    | -                      | -                                   | -             | -            | -             | -             | -            | -               |
| Not available                                | -                      | -                                   | -             | -            | -             | -             | -            | -               |
| <b>Female employed on full-time schedule</b> | <b>21 782</b>          | <b>2 417</b>                        | <b>3 302</b>  | <b>1 641</b> | <b>3 324</b>  | <b>5 998</b>  | <b>2 765</b> | <b>2 335</b>    |
| Professional and technical                   | 2 299                  | 64                                  | -             | 67           | 198           | 545           | 388          | 1 037           |
| Managerial and administrative                | 1 150                  | 60                                  | 71            | 131          | 131           | 345           | 191          | 220             |
| Sales  | 600                    | -                                   | -             | 124          | 194           | 215           | -            | 67              |
| Clerical                                     | 6 145                  | -                                   | 130           | 257          | 869           | 2 428         | 1 859        | 603             |
| Craftsmen and foremen                        | 721                    | 64                                  | 134           | 67           | 60            | 396           | -            | -               |
| Operatives, except transportation            | 7 628                  | 1 828                               | 2 240         | 533          | 1 359         | 1 404         | 64           | 200             |
| Transport equipment operatives               | 66                     | -                                   | -             | -            | -             | 66            | -            | -               |
| Laborers, except farm                        | 264                    | 63                                  | 131           | -            | -             | -             | 70           | -               |
| Service workers, except private household    | 1 903                  | 133                                 | 70            | 395          | 512           | 462           | 194          | 137             |
| Private household workers                    | 1 007                  | 205                                 | 526           | 67           | -             | 138           | -            | 71              |
| Farmers and farm managers                    | -                      | -                                   | -             | -            | -             | -             | -            | -               |
| Farm laborers and foremen                    | -                      | -                                   | -             | -            | -             | -             | -            | -               |
| Not available                                | -                      | -                                   | -             | -            | -             | -             | -            | -               |



**Table 5. Major Occupation Group of the Employed: All Races**

| Age and Sex<br>Family Status           | Major occupation group           |   |       |          |                                  |  |   |                             |   |                                 |   | Total<br>employed |                  |
|--|----------------------------------|---|-------|----------|----------------------------------|--|---|-----------------------------|---|---------------------------------|---|-------------------|------------------|
|  | Professional<br>and<br>technical | Mane-<br>gerial<br>and<br>admini-<br>strative | Sales | Clerical | Crafts-<br>men<br>and<br>foremen | Opera-<br>tives,<br>except<br>transportation | Transport<br>equipment<br>opera-<br>tives | Laborers,<br>except<br>farm | Service<br>workers,<br>except<br>private<br>household | Private<br>household<br>workers | Farmers,<br>farm<br>managers,<br>farm la-<br>borers, and<br>foremen |                   | Not<br>available |
| <b>EMPLOYED</b>                        |                                  |   |       |          |                                  |  |   |                             |   |                                 |   |                   |                  |
| <b>Age and Sex</b>                     |                                  |   |       |          |                                  |  |   |                             |   |                                 |   |                   |                  |
| Total, 16 years and over               | 174 827                          | 15 109  | 7 823 | 5 632    | 31 376                           | 17 304                                       | 36 779                                    | 7 689                       | 11 147  | 33 400                          | 7 983   | 586               | -                |
| Male, total                            | 100 184                          | 8 081   | 5 617 | 3 100    | 10 229                           | 15 721                                       | 19 433                                    | 7 623                       | 10 359  | 18 936                          | 499   | 586               | -                |
| 16 to 21 years, total                  | 9 234                            | 807   | 252   | 176      | 1 656                            | 374  | 2 018                                     | 427                         | 1 709   | 1 815                           | -   | -                 | -                |
| 16 to 21 years, not in school          | 4 929                            | 311   | 131   | 126      | 737                              | 247  | 1 482                                     | 185                         | 736   | 973                             | -   | -                 | -                |
| 22 to 34 years, total                  | 33 795                           | 3 141   | 1 114 | 1 278    | 3 480                            | 5 737  | 7 288                                     | 2 445                       | 3 385   | 5 568                           | 94  | 267               | -                |
| 22 to 34 years, veteran of Vietnam     | 5 440                            | 534   | 221   | 436      | 798                              | 1 189  | 905                                       | 211                         | 540   | 606                             | -   | -                 | -                |
| 25 to 34 years                         | 26 514                           | 2 643   | 929   | 831      | 2 231                            | 4 884  | 5 830                                     | 2 002                       | 2 692   | 4 171                           | 94  | 207               | -                |
| 35 to 44 years                         | 23 019                           | 2 056   | 1 272 | 375      | 2 033                            | 3 850  | 5 148                                     | 1 947                       | 2 119   | 4 123                           | 95  | -                 | -                |
| 45 to 54 years                         | 18 497                           | 1 257   | 1 635 | 620      | 1 495                            | 2 813  | 3 128                                     | 1 604                       | 1 745   | 3 641                           | 241   | 319               | -                |
| 55 to 64 years                         | 13 143                           | 545   | 1 143 | 588      | 1 427                            | 2 364  | 1 718                                     | 1 081                       | 1 104   | 3 173                           | 69  | -                 | -                |
| 65 years and over                      | 2 497                            | 277   | 200   | 63       | 136                              | 584  | 134                                       | 119                         | 297   | 617                             | 69  | -                 | -                |
| 40 to 64 years                         | 41 870                           | 2 592   | 3 424 | 1 447    | 4 039                            | 6 749  | 6 714                                     | 3 871                       | 3 711   | 8 764                           | 241   | 319               | -                |
| Female, total                          | 74 643                           | 7 028   | 2 206 | 2 532    | 21 148                           | 1 582  | 17 345                                    | 66                          | 788   | 14 464                          | 7 485   | -                 | -                |
| 16 to 21 years, total                  | 8 025                            | 245   | 184   | 490      | 3 432                            | 242  | 1 545                                     | -                           | 250   | 1 393                           | 245   | -                 | -                |
| 16 to 21 years, not in school          | 4 139                            | -   | 121   | 127      | 1 730                            | 242  | 1 052                                     | -                           | 123   | 683                             | 60  | -                 | -                |
| 22 to 34 years, total                  | 24 138                           | 3 462   | 454   | 889      | 9 661                            | 191  | 5 547                                     | 66                          | 267   | 2 936                           | 667   | -                 | -                |
| 25 to 34 years                         | 17 618                           | 2 770   | 333   | 664      | 5 940                            | 130  | 4 389                                     | 66                          | 203   | 2 519                           | 604   | -                 | -                |
| 35 to 44 years                         | 16 197                           | 1 587   | 125   | 403      | 3 565                            | 543  | 4 366                                     | -                           | 67  | 4 183                           | 1 359   | -                 | -                |
| 45 to 54 years                         | 13 913                           | 989   | 752   | 269      | 2 325                            | 471  | 3 149                                     | -                           | 204   | 3 758                           | 1 995   | -                 | -                |
| 55 to 64 years                         | 9 179                            | 676   | 432   | 344      | 1 451                            | 71   | 1 920                                     | -                           | -   | 1 796                           | 2 490   | -                 | -                |
| 65 years and over                      | 3 191                            | 69  | 259   | 138      | 714                              | 66   | 818                                       | -                           | -   | 399                             | 729   | -                 | -                |
| 40 to 64 years                         | 30 365                           | 2 201   | 1 184 | 746      | 4 985                            | 817  | 7 202                                     | -                           | 204   | 7 526                           | 5 499   | -                 | -                |
| <b>Family Status<sup>1</sup></b>       |                                  |   |       |          |                                  |  |   |                             |   |                                 |   |                   |                  |
| Male, total                            | 91 661                           | 7 067   | 5 295 | 2 864    | 8 718                            | 14 663                                       | 18 516                                    | 7 201                       | 8 969   | 17 353                          | 429   | 586               | -                |
| Family head                            | 52 545                           | 3 417   | 3 289 | 1 666    | 4 566                            | 9 712  | 11 133                                    | 4 250                       | 4 829   | 9 469                           | -   | 213               | -                |
| Family member                          | 9 313                            | 564   | -     | 149      | 873                              | 1 200  | 2 398                                     | 586                         | 1 032   | 2 339                           | 80  | 93                | -                |
| Unrelated individual                   | 29 803                           | 3 087   | 2 006 | 1 049    | 3 279                            | 3 752  | 4 985                                     | 2 365                       | 3 107   | 5 545                           | 349   | 280               | -                |
| Female, total                          | 66 474                           | 6 519   | 1 884 | 1 930    | 18 233                           | 1 517  | 15 847                                    | 66                          | 660   | 13 246                          | 6 571   | -                 | -                |
| Family head                            | 15 951                           | 1 339   | 253   | 527      | 4 639                            | 331  | 3 150                                     | -                           | 266   | 3 568                           | 1 876   | -                 | -                |
| No children under 18 years             | 3 833                            | 408   | 63    | 64       | 874                              | 141  | 667                                       | -                           | 70  | 736                             | 811   | -                 | -                |
| Children 6 to 17 years only            | 6 388                            | 466   | 124   | 203      | 1 890                            | 63   | 1 255                                     | -                           | 130   | 1 644                           | 612   | -                 | -                |
| Children under 6 years                 | 5 730                            | 465   | 66    | 260      | 1 875                            | 127  | 1 228                                     | -                           | 67  | 1 189                           | 453   | -                 | -                |
| Wife of head                           | 25 685                           | 2 435   | 818   | 1 008    | 5 894                            | 470  | 7 645                                     | 66                          | 70  | 5 169                           | 2 111   | -                 | -                |
| No children under 18 years             | 11 883                           | 943   | 556   | 612      | 2 451                            | 342  | 3 218                                     | -                           | 70  | 2 286                           | 1 404   | -                 | -                |
| Children 6 to 17 years only            | 5 606                            | 460   | 134   | 136      | 1 069                            | 67   | 1 711                                     | -                           | -   | 1 389                           | 641   | -                 | -                |
| Children under 6 years                 | 8 196                            | 1 032   | 128   | 260      | 2 374                            | 60   | 2 716                                     | 66                          | -   | 1 494                           | 67  | -                 | -                |
| Other family member                    | 7 176                            | 458   | 61    | 130      | 2 788                            | 373  | 1 819                                     | -                           | 261   | 968                             | 320   | -                 | -                |
| Unrelated individual                   | 17 663                           | 2 288   | 753   | 265      | 4 913                            | 343  | 3 233                                     | -                           | 64  | 3 541                           | 2 264   | -                 | -                |
| <b>EMPLOYED ON FULL-TIME SCHEDULES</b> |                                  |   |       |          |                                  |  |   |                             |   |                                 |   |                   |                  |
| <b>Age and Sex</b>                     |                                  |   |       |          |                                  |  |   |                             |   |                                 |   |                   |                  |
| Total, 16 years and over               | 147 972                          | 12 980  | 7 047 | 4 442    | 27 071                           | 15 380                                       | 33 004                                    | 6 835                       | 8 739   | 27 773                          | 4 188   | 512               | -                |
| Male, total                            | 88 113                           | 6 869   | 5 125 | 2 803    | 8 408                            | 13 991                                       | 18 282                                    | 6 769                       | 8 143   | 16 940                          | 272   | 512               | -                |
| 16 to 21 years, total                  | 5 720                            | 311   | 252   | 126      | 867                              | 374  | 1 787                                     | 306                         | 613   | 1 084                           | -   | 213               | -                |
| 16 to 21 years, not in school          | 4 198                            | 251   | 131   | 126      | 556                              | 247  | 1 422                                     | 185                         | 489   | 791                             | -   | -                 | -                |
| 22 to 34 years, total                  | 30 270                           | 2 563   | 993   | 1 211    | 2 842                            | 5 284  | 6 784                                     | 2 061                       | 3 115   | 5 065                           | 94  | 267               | -                |
| 22 to 34 years, veteran of Vietnam     | 4 745                            | 382   | 160   | 436      | 626                              | 1 189  | 905                                       | 121                         | 470   | 455                             | -   | -                 | -                |
| 25 to 34 years                         | 23 716                           | 2 189   | 808   | 764      | 1 837                            | 4 495  | 5 550                                     | 1 618                       | 2 422   | 3 731                           | 94  | 207               | -                |
| 35 to 44 years                         | 22 101                           | 2 056   | 1 272 | 288      | 2 033                            | 3 499  | 5 015                                     | 1 947                       | 1 863   | 4 032                           | 95  | -                 | -                |
| 45 to 54 years                         | 16 799                           | 1 257   | 1 635 | 620      | 1 423                            | 2 447  | 3 061                                     | 1 305                       | 1 436   | 3 288                           | 84  | 245               | -                |
| 55 to 64 years                         | 11 655                           | 545   | 907   | 495      | 1 106                            | 1 987  | 1 579                                     | 1 081                       | 932   | 3 023                           | -   | -                 | -                |
| 65 years and over                      | 1 569                            | 137   | 66    | 63       | 136                              | 399  | 66  | 70                          | 183   | 448                             | -   | -                 | -                |
| 40 to 64 years                         | 38 219                           | 2 592   | 3 188 | 1 266    | 3 645                            | 5 943  | 6 375                                     | 3 571                       | 3 138   | 8 172                           | 84  | 245               | -                |
| Female, total                          | 59 859                           | 6 112   | 1 922 | 1 639    | 18 664                           | 1 389  | 14 722                                    | 66                          | 597   | 10 832                          | 3 916   | -                 | -                |
| 16 to 21 years, total                  | 5 374                            | 121   | 184   | 130      | 2 470                            | 181  | 1 424                                     | -                           | 123   | 556                             | 184   | -                 | -                |
| 16 to 21 years, not in school          | 3 646                            | -   | 121   | 64       | 1 609                            | 181  | 992                                       | -                           | 123   | 496                             | 60  | -                 | -                |
| 22 to 34 years, total                  | 21 026                           | 3 004   | 454   | 622      | 8 880                            | 191  | 4 717                                     | 66                          | 203   | 2 554                           | 334   | -                 | -                |
| 25 to 34 years                         | 15 180                           | 2 376   | 333   | 397      | 5 410                            | 130  | 3 744                                     | 66                          | 203   | 2 187                           | 334   | -                 | -                |
| 35 to 44 years                         | 13 832                           | 1 454   | 53    | 339      | 3 359                            | 476  | 4 097                                     | -                           | 67  | 3 161                           | 826   | -                 | -                |
| 45 to 54 years                         | 11 357                           | 856   | 681   | 269      | 2 195                            | 471  | 2 558                                     | -                           | 204   | 3 113                           | 1 011   | -                 | -                |
| 55 to 64 years                         | 6 913                            | 607   | 432   | 210      | 1 248                            | 71   | 1 586                                     | -                           | -   | 1 325                           | 1 433   | -                 | -                |
| 65 years and over                      | 1 357                            | 69  | 118   | 69       | 512                              | -  | 339                                       | -                           | -   | 123                             | 127   | -                 | -                |
| 40 to 64 years                         | 24 333                           | 1 936   | 1 113 | 613      | 4 515                            | 817  | 6 139                                     | -                           | 204   | 5 932                           | 3 064   | -                 | -                |
| <b>Family Status<sup>1</sup></b>       |                                  |   |       |          |                                  |  |   |                             |   |                                 |   |                   |                  |
| Male, total                            | 83 714                           | 6 578   | 4 938 | 2 616    | 7 705                            | 13 181                                       | 17 602                                    | 6 518                       | 7 715   | 16 076                          | 272   | 512               | -                |
| Family head                            | 49 331                           | 3 227   | 3 102 | 1 599    | 4 339                            | 8 838  | 10 675                                    | 3 922                       | 4 467   | 8 949                           | -   | 213               | -                |
| Family member                          | 7 906                            | 503   | -     | 149      | 544                              | 1 011  | 2 209                                     | 496                         | 774   | 2 127                           | -   | 93                | -                |
| Unrelated individual                   | 26 477                           | 2 848   | 1 837 | 868      | 2 822                            | 3 332  | 4 719                                     | 2 100                       | 2 474   | 4 999                           | 272   | 206               | -                |
| Female, total                          | 55 855                           | 5 727   | 1 741 | 1 403    | 16 916                           | 1 389  | 13 763                                    | 66                          | 597   | 10 589                          | 3 665   | -                 | -                |
| Family head                            | 13 419                           | 1 203   | 253   | 464      | 4 374                            | 331  | 2 950                                     | -                           | 266   | 2 633                           | 946   | -                 | -                |
| No children under 18 years             | 3 226                            | 339   | 63    | -        | 874                              | 141  | 667                                       | -                           | 70  | 600                             | 473   | -                 | -                |
| Children 6 to 17 years only            | 5 327                            | 466   | 124   | 203      | 1 757                            | 63   | 1 122                                     | -                           | 130   | 1 185                           | 277   | -                 | -                |
| Children under 6 years                 | 4 866                            | 397   | 66    | 260      | 1 743                            | 127  | 1 162                                     | -                           | 67  | 848                             | 196   | -                 | -                |
| Wife of head                           | 20 047                           | 1 914   | 675   | 611      | 5 100                            | 403  | 6 153                                     | 66                          | 70  | 4 131                           | 926   | -                 | -                |
| No children under 18 years             | 9 501                            | 810   | 413   | 415      | 2 181                            | 342  | 2 767                                     | -                           | 70  | 1 767                           | 736   | -                 | -                |
| Children 6 to 17 years only            | 3 900                            | 266   | 134   | 69       | 871                              | -  | 1 313                                     | -                           | -   | 1 058                           | 190   | -                 | -                |
| Children under 6 years                 | 6 645                            | 838   | 128   | 127      | 2 047                            | 60   | 2 073                                     | 66                          | -   | 1 306                           | -   | -                 | -                |
| Other family member                    | 6 668                            | 458   | 61    | 130      | 2 667                            | 312  | 1 759                                     | -                           | 261   | 768                             | 253   | -                 | -                |
| Unrelated individual                   | 15 722                           | 2 153   | 753   | 198      | 4 776                            | 343  | 2 902                                     | -                           | -   | 3 058                           | 1 540   | -                 | -                |

<sup>1</sup>Persons 16 to 64 years, not in school.

Table 5a. Major Occupation Group of the Employed: Negro

| Age and Sex<br>Family Status             | Total<br>employed | Major occupation group                |  |       |          |                                  |   |   |                             |   |                                 |   |                  |
|--|-------------------|---------------------------------------|--|-------|----------|----------------------------------|---|---|-----------------------------|---|---------------------------------|---|------------------|
|  |                   | Profes-<br>sional<br>and<br>technical | Manage-<br>rial and<br>adminis-<br>trative | Sales | Clerical | Crafts-<br>men<br>and<br>foremen | Opera-<br>tives,<br>except<br>transporta-<br>tion | Transport<br>equipment<br>opera-<br>tives | Laborers,<br>except<br>farm | Service<br>workers,<br>except<br>private<br>household | Private<br>household<br>workers | Farmers,<br>farm<br>managers,<br>farm la-<br>borers, and<br>foremen | Not<br>available |
| <b>EMPLOYED</b>                          |                   |                                       |  |       |          |                                  |   |   |                             |   |                                 |   |                  |
| <b>Age and Sex</b>                       |                   |                                       |  |       |          |                                  |   |   |                             |   |                                 |   |                  |
| Total, 16 years and over .....           | 90 244            | 5 641                                 | 2 751                                      | 2 655 | 17 061   | 8 194                            | 14 215  | 5 770                                     | 6 144                       | 21 437  | 6 240                           | 136   | -                |
| Male, total .....                        | 49 768            | 2 711                                 | 2 106                                      | 1 394 | 5 344    | 7 599                            | 7 820   | 5 770                                     | 5 748                       | 10 712  | 429                             | 136   | -                |
| 16 to 21 years, total .....              | 4 344             | 308                                   | 186  | 126   | 860      | 129                              | 552   | 306                                       | 915                         | 961   | -                               | -   | -                |
| 16 to 21 years, not in school .....      | 1 973             | 61                                    | 65   | 126   | 490      | 63                               | 308   | 185                                       | 307                         | 368   | -                               | -   | -                |
| 22 to 34 years, total .....              | 17 330            | 1 186                                 | 530  | 928   | 1 928    | 2 918                            | 3 072   | 1 783                                     | 1 623                       | 3 196   | 94                              | 74  | -                |
| 22 to 34 years, veteran of Vietnam ..... | 3 993             | 382                                   | 221  | 348   | 411      | 970                              | 720   | 151                                       | 316                         | 473   | -                               | -   | -                |
| 25 to 34 years .....                     | 13 703            | 1 125                                 | 469  | 619   | 1 307    | 2 608                            | 2 217   | 1 592                                     | 1 377                       | 2 222   | 94                              | 74  | -                |
| 36 to 44 years .....                     | 10 725            | 696                                   | 267  | 67    | 897      | 1 688                            | 1 710   | 1 568                                     | 1 099                       | 2 639   | 95                              | -   | -                |
| 45 to 54 years .....                     | 9 923             | 325                                   | 652  | 80    | 883      | 1 685                            | 1 613   | 1 289                                     | 1 144                       | 1 949   | 241                             | 63  | -                |
| 55 to 64 years .....                     | 6 561             | 195                                   | 471  | 130   | 639      | 1 132                            | 807   | 775                                       | 723                         | 1 688   | -                               | -   | -                |
| 65 years and over .....                  | 886               | -                                     | -  | 63    | 136      | 48                               | 66  | 50  | 243                         | 279   | -                               | -   | -                |
| 40 to 64 years .....                     | 21 511            | 917                                   | 1 253                                      | 209   | 2 126    | 3 433                            | 3 147   | 3 026                                     | 2 351                       | 4 746   | 241                             | 63  | -                |
| Female, total .....                      | 40 476            | 2 930                                 | 645  | 1 261 | 11 717   | 596                              | 6 395   | -   | 396                         | 10 725  | 5 810                           | -   | -                |
| 16 to 21 years, total .....              | 4 495             | 182                                   | 123  | 192   | 2 514    | 61                               | 374   | -   | 64                          | 862   | 124                             | -   | -                |
| 16 to 21 years, not in school .....      | 2 028             | -                                     | 61   | 64    | 1 164    | 61                               | 247   | -   | -                           | 432   | -                               | -   | -                |
| 22 to 34 years, total .....              | 12 319            | 1 338                                 | 136  | 465   | 5 907    | -                                | 1 881   | -   | 203                         | 2 129   | 263                             | -   | -                |
| 25 to 34 years .....                     | 9 486             | 1 152                                 | 136  | 400   | 3 813    | -                                | 1 699   | -   | 203                         | 1 884   | 200                             | -   | -                |
| 36 to 44 years .....                     | 9 977             | 682                                   | 73   | 275   | 2 120    | 345                              | 1 910   | -   | 67                          | 3 473   | 1 033                           | -   | -                |
| 45 to 54 years .....                     | 7 779             | 264                                   | 261  | 198   | 712      | 190                              | 1 504   | -   | 63                          | 3 012   | 1 576                           | -   | -                |
| 55 to 64 years .....                     | 4 929             | 465                                   | -  | 132   | 332      | -                                | 525   | -   | -                           | 1 250   | 2 225                           | -   | -                |
| 65 years and over .....                  | 978               | -                                     | 53   | -     | 133      | -                                | 202   | -   | -                           | -   | 591                             | -   | -                |
| 40 to 64 years .....                     | 17 369            | 1 067                                 | 261  | 400   | 1 594    | 399                              | 3 126   | -   | 63                          | 5 904   | 4 554                           | -   | -                |
| <b>Family Status<sup>1</sup></b>         |                   |                                       |  |       |          |                                  |   |   |                             |   |                                 |   |                  |
| Male, total .....                        | 45 522            | 2 370                                 | 1 985                                      | 1 207 | 4 650    | 7 328                            | 7 325   | 5 600                                     | 4 776                       | 9 716   | 429                             | 136   | -                |
| Family head .....                        | 28 756            | 1 683                                 | 1 526                                      | 596   | 2 652    | 5 326                            | 4 871   | 3 529                                     | 2 690                       | 5 882   | -                               | -   | -                |
| Family member .....                      | 5 359             | 211                                   | -  | 61    | 521      | 608                              | 1 059   | 519                                       | 704                         | 1 596   | 80                              | -   | -                |
| Unrelated individual .....               | 11 407            | 475                                   | 458  | 551   | 1 478    | 1 394                            | 1 395   | 1 552                                     | 1 382                       | 2 238   | 349                             | 136   | -                |
| Female, total .....                      | 36 530            | 2 683                                 | 530  | 1 132 | 9 925    | 596                              | 6 000   | -   | 333                         | 10 235  | 5 096                           | -   | -                |
| Family head .....                        | 11 771            | 804                                   | 129  | 336   | 3 452    | 196                              | 1 940   | -   | 196                         | 3 194   | 1 524                           | -   | -                |
| No children under 18 years .....         | 2 284             | 139                                   | 63   | -     | 269      | 70                               | 405   | -   | -                           | 736   | 602                             | -   | -                |
| Children 6 to 17 years only .....        | 5 079             | 335                                   | -  | 140   | 1 692    | 63                               | 804   | -   | 130                         | 1 447   | 468                             | -   | -                |
| Children under 6 years .....             | 4 408             | 330                                   | 66   | 197   | 1 490    | 63                               | 731   | -   | 67                          | 1 011   | 453                             | -   | -                |
| Wife of head .....                       | 13 771            | 1 207                                 | 205  | 598   | 3 374    | 272                              | 2 200   | -   | 70                          | 4 333   | 1 512                           | -   | -                |
| No children under 18 years .....         | 5 418             | 544                                   | 139  | 263   | 958      | 206                              | 478   | -   | 70                          | 1 762   | 999                             | -   | -                |
| Children 6 to 17 years only .....        | 3 523             | 269                                   | 67   | 136   | 674      | 67                               | 604   | -   | -                           | 1 262   | 446                             | -   | -                |
| Children under 6 years .....             | 4 830             | 393                                   | -  | 200   | 1 742    | -                                | 1 119   | -   | -                           | 1 309   | 67                              | -   | -                |
| Other family member .....                | 3 047             | 196                                   | 61   | 67    | 1 383    | 61                               | 315   | -   | 67                          | 639   | 259                             | -   | -                |
| Unrelated individual .....               | 7 940             | 476                                   | 135  | 131   | 1 716    | 67                               | 1 546   | -   | -                           | 2 068   | 1 801                           | -   | -                |
| <b>EMPLOYED ON FULL-TIME SCHEDULES</b>   |                   |                                       |  |       |          |                                  |   |   |                             |   |                                 |   |                  |
| <b>Age and Sex</b>                       |                   |                                       |  |       |          |                                  |   |   |                             |   |                                 |   |                  |
| Total, 16 years and over .....           | 75 691            | 4 995                                 | 2 414                                      | 2 196 | 14 961   | 7 052                            | 13 028  | 5 084                                     | 4 748                       | 17 955  | 3 121                           | 136   | -                |
| Male, total .....                        | 43 853            | 2 463                                 | 1 841                                      | 1 327 | 4 827    | 6 523                            | 7 437   | 5 084                                     | 4 415                       | 9 527   | 272                             | 136   | -                |
| 16 to 21 years, total .....              | 2 700             | 121                                   | 186  | 126   | 616      | 129                              | 552   | 185                                       | 244                         | 540   | -                               | -   | -                |
| 16 to 21 years, not in school .....      | 1 605             | 61                                    | 65   | 126   | 429      | 63                               | 308   | 185                                       | 121                         | 247   | -                               | -   | -                |
| 22 to 34 years, total .....              | 15 715            | 1 125                                 | 409  | 862   | 1 735    | 2 592                            | 2 888   | 1 399                                     | 1 556                       | 2 982   | 94                              | 74  | -                |
| 22 to 34 years, veteran of Vietnam ..... | 3 691             | 382                                   | 160  | 348   | 411      | 970                              | 720   | 61  | 316                         | 322   | -                               | -   | -                |
| 25 to 34 years .....                     | 12 401            | 1 065                                 | 348  | 552   | 1 240    | 2 283                            | 2 156   | 1 208                                     | 1 311                       | 2 071   | 94                              | 74  | -                |
| 36 to 44 years .....                     | 10 114            | 696                                   | 267  | 67    | 897      | 1 464                            | 1 576   | 1 568                                     | 935                         | 2 549   | 95                              | -   | -                |
| 45 to 54 years .....                     | 8 914             | 325                                   | 652  | 80    | 883      | 1 412                            | 1 613   | 1 157                                     | 907                         | 1 739   | 84                              | 63  | -                |
| 55 to 64 years .....                     | 5 837             | 195                                   | 328  | 130   | 560      | 926                              | 741   | 775                                       | 644                         | 1 539   | -                               | -   | -                |
| 65 years and over .....                  | 573               | -                                     | -  | 63    | 136      | -                                | 66  | -   | 130                         | 178   | -                               | -   | -                |
| 40 to 64 years .....                     | 19 555            | 917                                   | 1 110                                      | 209   | 2 046    | 2 954                            | 2 948   | 2 894                                     | 2 034                       | 4 297   | 84                              | 63  | -                |
| Female, total .....                      | 31 837            | 2 532                                 | 573  | 869   | 10 134   | 529                              | 5 591   | -   | 333                         | 8 428   | 2 849                           | -   | -                |
| 16 to 21 years, total .....              | 2 836             | 121                                   | 123  | 66    | 1 723    | 61                               | 374   | -   | -                           | 306   | 64                              | -   | -                |
| 16 to 21 years, not in school .....      | 1 656             | -                                     | 61   | -     | 1 043    | 61                               | 247   | -   | -                           | 245   | -                               | -   | -                |
| 22 to 34 years, total .....              | 10 792            | 1 135                                 | 136  | 263   | 5 450    | -                                | 1 676   | -   | 203                         | 1 863   | 67                              | -   | -                |
| 25 to 34 years .....                     | 8 144             | 949                                   | 136  | 200   | 3 477    | -                                | 1 494   | -   | 203                         | 1 618   | 67                              | -   | -                |
| 36 to 44 years .....                     | 8 328             | 682                                   | 136  | 275   | 1 977    | 279                              | 1 705   | -   | 67                          | 2 650   | 697                             | -   | -                |
| 45 to 54 years .....                     | 6 290             | 198                                   | 261  | 198   | 848      | 190                              | 1 311   | -   | 63                          | 2 691   | 729                             | -   | -                |
| 55 to 64 years .....                     | 3 208             | 396                                   | -  | 66    | 267      | -                                | 392   | -   | -                           | 920   | 1 168                           | -   | -                |
| 65 years and over .....                  | 382               | -                                     | 53   | -     | 69       | -                                | 133   | -   | -                           | -   | 127                             | -   | -                |
| 40 to 64 years .....                     | 13 404            | 933                                   | 261  | 334   | 1 393    | 399                              | 2 662   | -   | 63                          | 4 908   | 2 452                           | -   | -                |
| <b>Family Status<sup>1</sup></b>         |                   |                                       |  |       |          |                                  |   |   |                             |   |                                 |   |                  |
| Male, total .....                        | 41 258            | 2 309                                 | 1 720                                      | 1 141 | 4 380    | 6 300                            | 6 942   | 5 084                                     | 4 041                       | 8 933   | 272                             | 136   | -                |
| Family head .....                        | 26 656            | 1 623                                 | 1 339                                      | 529   | 2 585    | 4 644                            | 4 617   | 3 201                                     | 2 553                       | 5 565   | -                               | -   | -                |
| Family member .....                      | 4 398             | 211                                   | -  | 61    | 396      | 420                              | 930   | 428                                       | 507                         | 1 445   | -                               | -   | -                |
| Unrelated individual .....               | 10 204            | 475                                   | 382  | 551   | 1 398    | 1 237                            | 1 395   | 1 454                                     | 981                         | 1 922   | 272                             | 136   | -                |
| Female, total .....                      | 29 834            | 2 346                                 | 457  | 803   | 9 137    | 529                              | 5 265   | -   | 333                         | 8 307   | 2 658                           | -   | -                |
| Family head .....                        | 9 638             | 735                                   | 129  | 336   | 3 250    | 196                              | 1 807   | -   | 196                         | 2 324   | 664                             | -   | -                |
| No children under 18 years .....         | 1 811             | 70                                    | 63   | -     | 269      | 70                               | 405   | -   | -                           | 600   | 334                             | -   | -                |
| Children 6 to 17 years only .....        | 4 215             | 335                                   | -  | 140   | 1 622    | 63                               | 737   | -   | 130                         | 1 054   | 133                             | -   | -                |
| Children under 6 years .....             | 3 611             | 330                                   | 66   | 197   | 1 358    | 63                               | 664   | -   | 67                          | 670   | 196                             | -   | -                |
| Wife of head .....                       | 10 518            | 1 004                                 | 133  | 268   | 2 908    | 206                              | 1 734   | -   | 70                          | 3 471   | 725                             | -   | -                |
| No children under 18 years .....         | 4 073             | 474                                   | 66   | 133   | 822      | 206                              | 411   | -   | 70                          | 1 356   | 535                             | -   | -                |
| Children 6 to 17 years only .....        | 2 663             | 202                                   | 67   | 69    | 607      | -                                | 534   | -   | -                           | 994   | 190                             | -   | -                |
| Children under 6 years .....             | 3 782             | 327                                   | -  | 67    | 1 479    | -                                | 788   | -   | -                           | 1 121   | -                               | -   | -                |
| Other family member .....                | 2 796             | 196                                   | 61   | 67    | 1 262    | 61                               | 315   | -   | 67                          | 576   | 193                             | -   | -                |
| Unrelated individual .....               | 6 882             | 410                                   | 135  | 131   | 1 716    | 67                               | 1 410   | -   | -                           | 1 936   | 1 076                           | -   | -                |

<sup>1</sup> Persons 16 to 64 years, not in school.

Table 5b. Major Occupation Group of the Employed: White

| Age and Sex<br>Family Status             | Major occupation group |                            |                               |       |          |                       |                                   |                                |                       |   |                           | Not available |  |
|--|------------------------|----------------------------|-------------------------------|-------|----------|-----------------------|-----------------------------------|--------------------------------|-----------------------|---|---------------------------|---------------|--|
|  | Total employed         | Professional and technical | Managerial and administrative | Sales | Clerical | Craftsmen and foremen | Operatives, except transportation | Transport equipment-operatives | Laborers, except farm | Service workers, except private household | Private household workers |               | Farmers, farm managers, farm laborers, and foremen |
| <b>EMPLOYED</b>                          |                        |                            |                               |       |          |                       |                                   |                                |                       |   |                           |               |  |
| <b>Age and Sex</b>                       |                        |                            |                               |       |          |                       |                                   |                                |                       |   |                           |               |  |
| Total, 16 years and over .....           | 70 997                 | 6 808                      | 3 747                         | 2 578 | 11 496   | 7 853                 | 20 020                            | 1 758                          | 4 329                 | 10 347                                    | 1 680                     | 380           | -  |
| Male, total .....                        | 42 230                 | 3 856                      | 2 320                         | 1 442 | 3 949    | 7 072                 | 10 826                            | 1 692                          | 3 938                 | 6 986                                     | 69                        | 380           | -  |
| 16 to 21 years, total .....              | 4 609                  | 499                        | 66                            | 49    | 796      | 245                   | 1 356                             | 121                            | 673                   | 803                                       | -                         | -             | -  |
| 16 to 21 years, not in school .....      | 2 906                  | 251                        | 66                            | -     | 248      | 185                   | 1 174                             | -                              | 429                   | 554                                       | -                         | -             | -  |
| 22 to 34 years, total .....              | 13 749                 | 1 528                      | 300                           | 286   | 1 263    | 2 237                 | 3 695                             | 662                            | 1 611                 | 2 043                                     | -                         | 124           | -  |
| 22 to 34 years, veteran of Vietnam ..... | 1 145                  | 151                        | -                             | 88    | 303      | 218                   | 124                               | 60                             | 136                   | 64  | -                         | 64            | -  |
| 26 to 34 years .....                     | 10 455                 | 1 151                      | 176                           | 212   | 685      | 1 818                 | 3 156                             | 410                            | 1 620                 | 1 228                                     | -                         | -             | -  |
| 36 to 44 years .....                     | 9 938                  | 749                        | 667                           | 239   | 728      | 1 898                 | 3 286                             | 218                            | 825                   | 1 328                                     | -                         | -             | -  |
| 46 to 54 years .....                     | 7 115                  | 592                        | 782                           | 476   | 467      | 1 061                 | 1 422                             | 315                            | 466                   | 1 277                                     | -                         | 256           | -  |
| 56 to 64 years .....                     | 5 616                  | 282                        | 438                           | 391   | 695      | 1 232                 | 767                               | 305                            | 310                   | 1 196                                     | -                         | -             | -  |
| 66 years and over .....                  | 1 203                  | 206                        | 67                            | -     | -        | 399                   | -                                 | 70                             | 54                    | 338                                       | 69                        | -             | -  |
| 40 to 64 years .....                     | 17 277                 | 1 116                      | 1 589                         | 1 107 | 1 675    | 3 115                 | 3 330                             | 775                            | 1 154                 | 3 160                                     | -                         | 256           | -  |
| Female, total .....                      | 28 767                 | 2 952                      | 1 427                         | 1 136 | 7 548    | 781                   | 9 494                             | 66                             | 391                   | 3 361                                     | 1 611                     | -             | -  |
| 16 to 21 years, total .....              | 3 104                  | 64                         | 60                            | 298   | 612      | 181                   | 1 110                             | -                              | 187                   | 470                                       | 121                       | -             | -  |
| 16 to 21 years, not in school .....      | 1 926                  | -                          | 60                            | 64    | 442      | 181                   | 805                               | -                              | 123                   | 190                                       | 60                        | -             | -  |
| 22 to 34 years, total .....              | 9 647                  | 1 241                      | 252                           | 359   | 2 986    | 191                   | 3 533                             | 66                             | 64                    | 553                                       | 404                       | -             | -  |
| 26 to 34 years .....                     | 6 396                  | 860                        | 131                           | 197   | 1 610    | 130                   | 2 556                             | 66                             | -                     | 441                                       | 404                       | -             | -  |
| 36 to 44 years .....                     | 4 991                  | 642                        | 53                            | 127   | 1 124    | 131                   | 2 005                             | -                              | -                     | 647                                       | 263                       | -             | -  |
| 46 to 54 years .....                     | 5 382                  | 725                        | 424                           | 71    | 1 263    | 208                   | 1 385                             | -                              | 141                   | 746                                       | 420                       | -             | -  |
| 56 to 64 years .....                     | 3 833                  | 212                        | 452                           | 184   | 981      | 71                    | 1 182                             | -                              | -                     | 546                                       | 265                       | -             | -  |
| 66 years and over .....                  | 1 809                  | 69                         | 207                           | 138   | 581      | -                     | 279                               | -                              | -                     | 399                                       | 138                       | -             | -  |
| 40 to 64 years .....                     | 11 248                 | 1 067                      | 855                           | 279   | 2 775    | 278                   | 3 413                             | -                              | 141                   | 1 558                                     | 881                       | -             | -  |
| <b>Family Status<sup>1</sup></b>         |                        |                            |                               |       |          |                       |                                   |                                |                       |   |                           |               |  |
| Male, total .....                        | 38 767                 | 3 314                      | 2 253                         | 1 392 | 3 182    | 6 485                 | 10 281                            | 1 441                          | 3 640                 | 6 398                                     | -                         | 380           | -  |
| Family head .....                        | 19 714                 | 1 006                      | 1 043                         | 939   | 1 497    | 3 861                 | 5 826                             | 721                            | 1 743                 | 2 866                                     | -                         | 213           | -  |
| Family member .....                      | 3 448                  | 205                        | -                             | 88    | 205      | 531                   | 1 276                             | 67                             | 328                   | 655                                       | -                         | 93            | -  |
| Unrelated individual .....               | 15 605                 | 2 104                      | 1 211                         | 365   | 1 480    | 2 094                 | 3 179                             | 652                            | 1 569                 | 2 878                                     | -                         | 74            | -  |
| Female, total .....                      | 25 189                 | 2 690                      | 1 220                         | 664   | 6 607    | 781                   | 8 789                             | 66                             | 328                   | 2 632                                     | 1 412                     | -             | -  |
| Family head .....                        | 3 791                  | 535                        | 124                           | 191   | 866      | 134                   | 1 144                             | -                              | 70                    | 374                                       | 353                       | -             | -  |
| No children under 18 years .....         | 1 355                  | 269                        | -                             | 64    | 410      | 71                    | 262                               | -                              | 70                    | -   | 209                       | -             | -  |
| Children 6 to 17 years only .....        | 1 309                  | 131                        | 124                           | 64    | 198      | -                     | 451                               | -                              | -                     | 197                                       | 144                       | -             | -  |
| Children under 6 years .....             | 1 128                  | 135                        | -                             | 64    | 257      | 64                    | 430                               | -                              | -                     | 178                                       | -                         | -             | -  |
| Wife of head .....                       | 9 357                  | 714                        | 545                           | 343   | 1 784    | 197                   | 4 524                             | 66                             | -                     | 648                                       | 535                       | -             | -  |
| No children under 18 years .....         | 5 324                  | 268                        | 417                           | 282   | 1 079    | 137                   | 2 212                             | -                              | -                     | 524                                       | 405                       | -             | -  |
| Children 6 to 17 years only .....        | 1 433                  | 191                        | 67                            | -     | 264      | 60                    | 716                               | -                              | -                     | 64  | 131                       | -             | -  |
| Children under 6 years .....             | 2 600                  | 254                        | 60                            | 60    | 441      | 60                    | 1 596                             | 66                             | -                     | 60  | -                         | -             | -  |
| Other family member .....                | 3 693                  | 137                        | -                             | 64    | 1 153    | 312                   | 1 504                             | -                              | 194                   | 268                                       | 60                        | -             | -  |
| Unrelated individual .....               | 8 349                  | 1 305                      | 551                           | 67    | 2 804    | 137                   | 1 617                             | -                              | 64                    | 1 342                                     | 463                       | -             | -  |
| <b>EMPLOYED ON FULL-TIME SCHEDULES</b>   |                        |                            |                               |       |          |                       |                                   |                                |                       |   |                           |               |  |
| <b>Age and Sex</b>                       |                        |                            |                               |       |          |                       |                                   |                                |                       |   |                           |               |  |
| Total, 16 years and over .....           | 60 596                 | 5 519                      | 3 376                         | 1 981 | 9 780    | 7 271                 | 17 997                            | 1 590                          | 3 439                 | 8 269                                     | 1 067                     | 306           | -  |
| Male, total .....                        | 37 141                 | 3 022                      | 2 160                         | 1 211 | 2 945    | 6 551                 | 10 003                            | 1 524                          | 3 175                 | 6 244                                     | -                         | 306           | -  |
| 16 to 21 years, total .....              | 2 970                  | 190                        | 66                            | 70    | 251      | 245                   | 1 235                             | 121                            | 368                   | 493                                       | -                         | -             | -  |
| 16 to 21 years, not in school .....      | 2 543                  | 190                        | 66                            | -     | 127      | 185                   | 1 114                             | -                              | 368                   | 493                                       | -                         | -             | -  |
| 22 to 34 years, total .....              | 12 233                 | 1 072                      | 300                           | 286   | 952      | 2 174                 | 3 434                             | 662                            | 1 408                 | 1 822                                     | -                         | 124           | -  |
| 22 to 34 years, veteran of Vietnam ..... | 835                    | -                          | -                             | 88    | 215      | 218                   | 124                               | 60                             | 66                    | 64  | -                         | 64            | -  |
| 26 to 34 years .....                     | 9 179                  | 759                        | 176                           | 212   | 441      | 1 754                 | 3 004                             | 410                            | 959                   | 1 400                                     | -                         | -             | -  |
| 36 to 44 years .....                     | 9 632                  | 749                        | 667                           | 151   | 728      | 1 771                 | 3 286                             | 218                            | 733                   | 1 328                                     | -                         | -             | -  |
| 46 to 54 years .....                     | 6 499                  | 592                        | 782                           | 476   | 467      | 968                   | 1 355                             | 148                            | 395                   | 1 134                                     | -                         | 182           | -  |
| 56 to 64 years .....                     | 4 945                  | 282                        | 346                           | 298   | 547      | 1 061                 | 693                               | 305                            | 217                   | 1 196                                     | -                         | -             | -  |
| 66 years and over .....                  | 862                    | 137                        | -                             | -     | -        | 332                   | -                                 | 70                             | 54                    | 270                                       | -                         | -             | -  |
| 40 to 64 years .....                     | 15 747                 | 1 116                      | 1 496                         | 925   | 1 527    | 2 788                 | 3 189                             | 608                            | 899                   | 3 016                                     | -                         | 182           | -  |
| Female, total .....                      | 23 455                 | 2 498                      | 1 215                         | 770   | 6 835    | 721                   | 7 994                             | 66                             | 264                   | 2 025                                     | 1 067                     | -             | -  |
| 16 to 21 years, total .....              | 2 232                  | -                          | 60                            | 64    | 563      | 121                   | 989                               | -                              | 123                   | 190                                       | 121                       | -             | -  |
| 16 to 21 years, not in school .....      | 1 805                  | -                          | 60                            | 64    | 442      | 121                   | 744                               | -                              | 123                   | 190                                       | 60                        | -             | -  |
| 22 to 34 years, total .....              | 8 192                  | 1 050                      | 252                           | 359   | 2 662    | 191                   | 2 907                             | 66                             | -                     | 437                                       | 268                       | -             | -  |
| 26 to 34 years .....                     | 5 431                  | 733                        | 131                           | 197   | 1 416    | 130                   | 2 116                             | 66                             | -                     | 375                                       | 268                       | -             | -  |
| 36 to 44 years .....                     | 4 402                  | 509                        | 53                            | 64    | 1 061    | 131                   | 2 005                             | -                              | -                     | 448                                       | 132                       | -             | -  |
| 46 to 54 years .....                     | 4 506                  | 658                        | 353                           | 71    | 1 263    | 208                   | 1 110                             | -                              | 141                   | 422                                       | 282                       | -             | -  |
| 56 to 64 years .....                     | 3 355                  | 212                        | 432                           | 144   | 844      | 71                    | 982                               | -                              | -                     | 405                                       | 265                       | -             | -  |
| 66 years and over .....                  | 768                    | 69                         | 66                            | 69    | 442      | -                     | -                                 | -                              | -                     | 123                                       | -                         | -             | -  |
| 40 to 64 years .....                     | 9 503                  | 936                        | 785                           | 279   | 2 574    | 278                   | 2 937                             | -                              | 141                   | 961                                       | 613                       | -             | -  |
| <b>Family Status<sup>1</sup></b>         |                        |                            |                               |       |          |                       |                                   |                                |                       |   |                           |               |  |
| Male, total .....                        | 35 470                 | 2 885                      | 2 160                         | 1 211 | 2 690    | 6 031                 | 9 818                             | 1 273                          | 3 121                 | 5 974                                     | -                         | 306           | -  |
| Family head .....                        | 18 694                 | 876                        | 1 043                         | 939   | 1 430    | 3 670                 | 5 622                             | 721                            | 1 517                 | 2 663                                     | -                         | 213           | -  |
| Family member .....                      | 3 085                  | 144                        | -                             | 88    | 84       | 531                   | 1 216                             | 67                             | 268                   | 594                                       | -                         | 93            | -  |
| Unrelated individual .....               | 13 691                 | 1 865                      | 1 118                         | 184   | 1 176    | 1 830                 | 2 981                             | 485                            | 1 336                 | 2 716                                     | -                         | -             | -  |
| Female, total .....                      | 21 782                 | 2 299                      | 1 150                         | 600   | 6 145    | 721                   | 7 628                             | 66                             | 264                   | 1 903                                     | 1 007                     | -             | -  |
| Family head .....                        | 3 392                  | 467                        | 124                           | 127   | 802      | 134                   | 1 076                             | -                              | 70                    | 308                                       | 282                       | -             | -  |
| No children under 18 years .....         | 1 220                  | 269                        | -                             | -     | 410      | 71                    | 262                               | -                              | 70                    | -   | 138                       | -             | -  |
| Children 6 to 17 years only .....        | 1 112                  | 131                        | 124                           | 64    | 134      | -                     | 384                               | -                              | -                     | 131                                       | 144                       | -             | -  |
| Children under 6 years .....             | 1 060                  | 67                         | -                             | 64    | 257      | 64                    | 430                               | -                              | -                     | 178                                       | -                         | -             | -  |
| Wife of head .....                       | 7 421                  | 459                        | 474                           | 343   | 1 523    | 197                   | 3 886                             | 66                             | -                     | 472                                       | 201                       | -             | -  |
| No children under 18 years .....         | 4 411                  | 205                        | 346                           | 282   | 945      | 137                   | 1 884                             | -                              | -                     | 412                                       | 201                       | -             | -  |
| Children 6 to 17 years only .....        | 849                    | 64                         | 67                            | -     | 201      | -                     | 518                               | -                              | -                     | -   | -                         | -             | -  |
| Children under 6 years .....             | 2 161                  | 191                        | 60                            | 60    | 377      | 60                    | 1 285                             | 66                             | -                     | 60  | -                         | -             | -  |
| Other family member .....                | 3 435                  | 137                        | -                             | 64    | 1 153    | 252                   | 1 444                             | -                              | 194                   | 131                                       | 60                        | -             | -  |
| Unrelated individual .....               | 7 534                  | 1 236                      | 551                           | 67    | 2 668    | 137                   | 1 421                             | -                              | -                     | 991                                       | 463                       | -             | -  |

<sup>1</sup> Persons 16 to 64 years, not in school.

**Table 6. Age and Sex of Employed Persons: All Races**

[Limited to person 16 to 64 years, not in school]

| Detailed Occupation Group                               | Male          |                |                |                |                |                | Female        |                |                |                |                |                |
|---|---------------|----------------|----------------|----------------|----------------|----------------|---------------|----------------|----------------|----------------|----------------|----------------|
|   | Total         | 16 to 21 years | 22 to 34 years | 35 to 44 years | 45 to 54 years | 55 to 64 years | Total         | 16 to 21 years | 22 to 34 years | 35 to 44 years | 45 to 54 years | 55 to 64 years |
| <b>Total employed</b> .....                             | <b>91 661</b> | <b>4 929</b>   | <b>32 329</b>  | <b>22 831</b>  | <b>18 429</b>  | <b>13 143</b>  | <b>66 474</b> | <b>4 139</b>   | <b>23 047</b>  | <b>16 197</b>  | <b>13 913</b>  | <b>9 179</b>   |
| Professional health workers .....                       | 522           | -              | 231            | 157            | 66             | 67             | 3 266         | -              | 1 543          | 798            | 449            | 476            |
| Social and recreational workers .....                   | 600           | -              | 530            | 69             | -              | -              | 673           | -              | 536            | -              | 137            | -              |
| Religious workers .....                                 | 460           | -              | -              | 201            | 63             | 195            | -             | -              | -              | -              | -              | -              |
| Other professional workers .....                        | 5 486         | 311            | 2 231          | 1 535          | 1 127          | 282            | 2 580         | -              | 1 188          | 789            | 403            | 200            |
| <b>Managers and administrators</b> .....                | <b>5 295</b>  | <b>131</b>     | <b>1 114</b>   | <b>1 272</b>   | <b>1 635</b>   | <b>1 143</b>   | <b>1 884</b>  | <b>121</b>     | <b>454</b>     | <b>125</b>     | <b>752</b>     | <b>432</b>     |
| Salaried, retail trade .....                            | 679           | 66             | 242            | 278            | -              | 93             | 73            | -              | -              | 73             | -              | -              |
| Salaried, other .....                                   | 2 546         | -              | 599            | 630            | 777            | 580            | 1 406         | 121            | 318            | 53             | 482            | 432            |
| Self-employed, retail trade .....                       | 759           | -              | 149            | 147            | 320            | 143            | 268           | -              | 136            | -              | 132            | -              |
| Self-employed, other .....                              | 1 311         | 65             | 124            | 217            | 538            | 367            | 138           | -              | -              | -              | 138            | -              |
| Sales workers, retail trade .....                       | 1 446         | 64             | 602            | 151            | 489            | 180            | 1 464         | 64             | 654            | 266            | 269            | 211            |
| Sales workers, other .....                              | 1 418         | 63             | 552            | 224            | 131            | 448            | 467           | 64             | 134            | 136            | -              | 133            |
| Postal clerks and mail carriers .....                   | 1 953         | 64             | 602            | 580            | 401            | 308            | 919           | 123            | 390            | 273            | 66             | 66             |
| Shipping and receiving clerks .....                     | 1 683         | 185            | 548            | 433            | 449            | 69             | 265           | 127            | 67             | -              | 71             | -              |
| Stock clerks and storekeepers .....                     | 1 774         | 182            | 127            | 246            | 67             | 154            | 392           | -              | 326            | -              | -              | 66             |
| Other clerical workers .....                            | 4 306         | 308            | 1 815          | 775            | 511            | 897            | 16 659        | 1 479          | 8 379          | 3 292          | 2 188          | 1 320          |
| Automobile mechanics and body repairmen .....           | 2 060         | -              | 1 167          | 424            | 392            | 77             | -             | -              | -              | -              | -              | -              |
| Mechanists .....  | 742           | 64             | 208            | 394            | 77             | -              | -             | -              | -              | -              | -              | -              |
| Mechanics and repairmen, except auto .....              | 1 636         | -              | 713            | 351            | 431            | 140            | 71            | -              | -              | -              | -              | 71             |
| Metal craftsmen, except mechanics and machinists .....  | 626           | 60             | 130            | 67             | 136            | 233            | -             | -              | -              | -              | -              | -              |
| Carpenters .....  | 963           | -              | 289            | 249            | 288            | 137            | -             | -              | -              | -              | -              | -              |
| Construction craftsmen, except carpenters .....         | 2 737         | -              | 639            | 823            | 429            | 846            | 70            | -              | -              | 70             | -              | -              |
| Other craftsmen .....                                   | 5 900         | 123            | 2 337          | 1 449          | 1 059          | 931            | 1 376         | 242            | 191            | 473            | 471            | -              |
| <b>Operatives, durable goods manufacturing</b> .....    | <b>9 916</b>  | <b>993</b>     | <b>3 595</b>   | <b>2 690</b>   | <b>1 808</b>   | <b>831</b>     | <b>3 787</b>  | <b>184</b>     | <b>1 235</b>   | <b>1 343</b>   | <b>537</b>     | <b>489</b>     |
| <b>Operatives, nondurable goods manufacturing</b> ..... | <b>4 212</b>  | <b>366</b>     | <b>1 704</b>   | <b>1 210</b>   | <b>717</b>     | <b>215</b>     | <b>8 964</b>  | <b>805</b>     | <b>2 950</b>   | <b>2 080</b>   | <b>2 028</b>   | <b>1 100</b>   |
| <b>Operatives, nonmanufacturing</b> .....               | <b>4 388</b>  | <b>123</b>     | <b>1 741</b>   | <b>1 248</b>   | <b>-604</b>    | <b>672</b>     | <b>3 096</b>  | <b>64</b>      | <b>1 175</b>   | <b>943</b>     | <b>585</b>     | <b>330</b>     |
| Taxicab drivers and chauffeurs .....                    | 349           | -              | 269            | -              | 80             | -              | -             | -              | -              | -              | -              | -              |
| Bus drivers and truck drivers .....                     | 3 507         | 61             | 1 053          | 884            | 936            | 374            | 66            | -              | 66             | -              | -              | -              |
| Deliverymen and routemen .....                          | 1 854         | 61             | 626            | 739            | 358            | 71             | -             | -              | -              | -              | -              | -              |
| Parking attendants .....                                | 391           | -              | 151            | -              | -              | 240            | -             | -              | -              | -              | -              | -              |
| Other transport equipment operatives .....              | 1 100         | 64             | 286            | 324            | 230            | 196            | -             | -              | -              | -              | -              | -              |
| <b>Construction laborers</b> .....                      | <b>1 634</b>  | <b>123</b>     | <b>758</b>     | <b>292</b>     | <b>265</b>     | <b>196</b>     | <b>67</b>     | <b>-</b>       | <b>67</b>      | <b>-</b>       | <b>-</b>       | <b>-</b>       |
| <b>Other laborers, except farm</b> .....                | <b>7 334</b>  | <b>613</b>     | <b>2 506</b>   | <b>1 828</b>   | <b>1 480</b>   | <b>908</b>     | <b>594</b>    | <b>123</b>     | <b>200</b>     | <b>67</b>      | <b>204</b>     | <b>-</b>       |
| <b>Cleaning service workers</b> .....                   | <b>8 540</b>  | <b>247</b>     | <b>2 354</b>   | <b>2 314</b>   | <b>1 732</b>   | <b>1 893</b>   | <b>3 236</b>  | <b>61</b>      | <b>400</b>     | <b>949</b>     | <b>1 487</b>   | <b>380</b>     |
| Food service workers .....                              | 5 616         | 604            | 1 812          | 1 291          | 1 281          | 627            | 3 308         | 187            | 506            | 1 130          | 1 071          | 414            |
| Health service workers .....                            | 783           | 61             | 402            | 321            | -              | -              | 5 167         | 372            | 1 393          | 1 696          | 905            | 801            |
| Personal service workers .....                          | 1 260         | 61             | 317            | 67             | 336            | 480            | 1 335         | 64             | 327            | 409            | 335            | 200            |
| Protective service workers .....                        | 1 153         | -              | 559            | 130            | 292            | 173            | 200           | -              | 200            | -              | -              | -              |
| Private household workers .....                         | 429           | -              | 94             | 95             | 241            | -              | 6 571         | 60             | 667            | 1 359          | 1 995          | 2 490          |
| Farmers and farm managers .....                         | -             | -              | -              | -              | -              | -              | -             | -              | -              | -              | -              | -              |
| Farm laborers and foremen .....                         | 586           | -              | 267            | -              | 319            | -              | -             | -              | -              | -              | -              | -              |
| Not available .....                                     | -             | -              | -              | -              | -              | -              | -             | -              | -              | -              | -              | -              |
| <b>Total employed on full-time schedules</b> .....      | <b>83 714</b> | <b>4 198</b>   | <b>29 216</b>  | <b>21 913</b>  | <b>16 732</b>  | <b>11 655</b>  | <b>55 855</b> | <b>3 646</b>   | <b>20 107</b>  | <b>13 832</b>  | <b>11 357</b>  | <b>6 913</b>   |
| Professional health workers .....                       | 522           | -              | 231            | 157            | 66             | 67             | 2 933         | -              | 1 343          | 735            | 449            | 407            |
| Social and recreational workers .....                   | 536           | -              | 467            | 69             | -              | -              | 609           | -              | 473            | -              | 137            | -              |
| Religious workers .....                                 | 460           | -              | -              | 201            | 63             | 195            | -             | -              | -              | -              | -              | -              |
| Other professional workers .....                        | 5 060         | 251            | 1 865          | 1 535          | 1 127          | 282            | 2 184         | -              | 994            | 720            | 270            | 200            |
| <b>Managers and administrators</b> .....                | <b>4 938</b>  | <b>131</b>     | <b>993</b>     | <b>1 272</b>   | <b>1 635</b>   | <b>907</b>     | <b>1 741</b>  | <b>121</b>     | <b>454</b>     | <b>53</b>      | <b>681</b>     | <b>432</b>     |
| Salaried, retail trade .....                            | 679           | 66             | 242            | 278            | -              | 93             | -             | -              | -              | -              | -              | -              |
| Salaried, other .....                                   | 2 485         | -              | 559            | 630            | 777            | 580            | 1 335         | 121            | 318            | 53             | 411            | 432            |
| Self-employed, retail trade .....                       | 759           | -              | 149            | 147            | 320            | 143            | 268           | -              | 136            | -              | 132            | -              |
| Self-employed, other .....                              | 1 014         | 65             | 64             | 217            | 538            | 367            | 138           | -              | -              | -              | 138            | -              |
| Sales workers, retail trade .....                       | 1 292         | 64             | 536            | 64             | 489            | 140            | 1 004         | -              | 387            | 203            | 269            | 144            |
| Sales workers, other .....                              | 1 324         | 63             | 552            | 224            | 131            | 355            | 399           | 64             | 134            | 136            | -              | 66             |
| Postal clerks and mail carriers .....                   | 1 799         | 64             | 447            | 580            | 401            | 308            | 919           | 123            | 390            | 273            | 66             | 66             |
| Shipping and receiving clerks .....                     | 1 620         | 185            | 484            | 433            | 449            | 69             | 265           | 127            | 67             | -              | 71             | -              |
| Stock clerks and storekeepers .....                     | 1 640         | 121            | 127            | 246            | 67             | 80             | 326           | -              | 326            | -              | -              | -              |
| Other clerical workers .....                            | 3 647         | 187            | 1 596          | 775            | 439            | 650            | 15 407        | 1 358          | 7 723          | 3 086          | 2 058          | 1 182          |
| Automobile mechanics and body repairmen .....           | 1 743         | -              | 1 010          | 357            | 299            | 77             | -             | -              | -              | -              | -              | -              |
| Mechanists .....  | 742           | 64             | 208            | 394            | 77             | -              | -             | -              | -              | -              | -              | -              |
| Mechanics and repairmen, except auto .....              | 1 572         | -              | 650            | 351            | 431            | 140            | 71            | -              | -              | -              | -              | 71             |
| Metal craftsmen, except mechanics and machinists .....  | 547           | 60             | 130            | 67             | 136            | 154            | -             | -              | -              | -              | -              | -              |
| Carpenters .....  | 963           | -              | 289            | 249            | 288            | 137            | -             | -              | -              | -              | -              | -              |
| Construction craftsmen, except carpenters .....         | 2 137         | -              | 569            | 733            | 286            | 549            | 70            | -              | -              | 70             | -              | -              |
| Other craftsmen .....                                   | 5 477         | 123            | 2 238          | 1 255          | 930            | 931            | 1 249         | 181            | 191            | 406            | 471            | -              |
| <b>Operatives, durable goods manufacturing</b> .....    | <b>9 504</b>  | <b>933</b>     | <b>3 383</b>   | <b>2 623</b>   | <b>1 808</b>   | <b>757</b>     | <b>3 524</b>  | <b>184</b>     | <b>1 041</b>   | <b>1 273</b>   | <b>537</b>     | <b>489</b>     |
| <b>Operatives, nondurable goods manufacturing</b> ..... | <b>3 894</b>  | <b>366</b>     | <b>1 519</b>   | <b>1 143</b>   | <b>650</b>     | <b>215</b>     | <b>7 529</b>  | <b>744</b>     | <b>2 438</b>   | <b>1 950</b>   | <b>1 500</b>   | <b>897</b>     |
| <b>Operatives, nonmanufacturing</b> .....               | <b>4 205</b>  | <b>123</b>     | <b>1 624</b>   | <b>1 248</b>   | <b>-604</b>    | <b>606</b>     | <b>2 710</b>  | <b>64</b>      | <b>1 050</b>   | <b>874</b>     | <b>522</b>     | <b>200</b>     |
| Taxicab drivers and chauffeurs .....                    | 349           | -              | 269            | -              | 80             | -              | -             | -              | -              | -              | -              | -              |
| Bus drivers and truck drivers .....                     | 3 124         | 61             | 829            | 884            | 777            | 374            | 66            | -              | 66             | -              | -              | -              |
| Deliverymen and routemen .....                          | 1 616         | 61             | 529            | 739            | 218            | 71             | -             | -              | -              | -              | -              | -              |
| Parking attendants .....                                | 391           | -              | 151            | -              | -              | 240            | -             | -              | -              | -              | -              | -              |
| Other transport equipment operatives .....              | 1 037         | 64             | 223            | 324            | 230            | 196            | -             | -              | -              | -              | -              | -              |
| <b>Construction laborers</b> .....                      | <b>1 416</b>  | <b>63</b>      | <b>692</b>     | <b>200</b>     | <b>265</b>     | <b>196</b>     | <b>67</b>     | <b>-</b>       | <b>67</b>      | <b>-</b>       | <b>-</b>       | <b>-</b>       |
| <b>Other laborers, except farm</b> .....                | <b>6 299</b>  | <b>427</b>     | <b>2 303</b>   | <b>1 663</b>   | <b>1 172</b>   | <b>735</b>     | <b>530</b>    | <b>123</b>     | <b>136</b>     | <b>67</b>      | <b>204</b>     | <b>-</b>       |
| <b>Cleaning service workers</b> .....                   | <b>8 018</b>  | <b>247</b>     | <b>2 201</b>   | <b>2 223</b>   | <b>1 602</b>   | <b>1 744</b>   | <b>2 845</b>  | <b>61</b>      | <b>400</b>     | <b>880</b>     | <b>1 257</b>   | <b>248</b>     |
| Food service workers .....                              | 5 219         | 483            | 1 679          | 1 291          | 1 138          | 627            | 2 580         | 127            | 440            | 791            | 808            | 414            |
| Health service workers .....                            | 723           | -              | 402            | 321            | -              | -              | 4 236         | 245            | 1 194          | 1 354          | 849            | 595            |
| Personal service workers .....                          | 1 104         | 61             | 161            | 67             | 336            | 480            | 794           | 64             | 327            | 136            | 198            | 68             |
| Protective service workers .....                        | 1 013         | -              | 498            | 130            | 212            | 173            | 133           | -              | 133            | -              | -              | -              |
| Private household workers .....                         | 272           | -              | 94             | 95             | 84             | -              | 3 665         | 60             | 334            | 826            | 1 011          | 1 433          |
| Farmers and farm managers .....                         | -             | -              | -              | -              | -              | -              | -             | -              | -              | -              | -              | -              |
| Farm laborers and foremen .....                         | 512           | -              | 267            | -              | 245            | -              | -             | -              | -              | -              | -              | -              |
| Not available .....                                     | -             | -              | -              | -              | -              | -              | -             | -              | -              | -              | -              | -              |

## Table 6a. Age and Sex of Employed Persons: Negro

[Limited to person 16 to 64 years, not in school]

| Detailed Occupation Group                                     | Male          |                |                |                |                | Female         |               |                |                |                |                |                |
|---|---------------|----------------|----------------|----------------|----------------|----------------|---------------|----------------|----------------|----------------|----------------|----------------|
|   | Total         | 16 to 21 years | 22 to 34 years | 35 to 44 years | 45 to 54 years | 55 to 64 years | Total         | 16 to 21 years | 22 to 34 years | 35 to 44 years | 45 to 54 years | 55 to 64 years |
| <b>Total employed</b> .....                                   | <b>45 522</b> | <b>1 973</b>   | <b>16 528</b>  | <b>10 538</b>  | <b>9 923</b>   | <b>6 561</b>   | <b>36 530</b> | <b>2 028</b>   | <b>11 818</b>  | <b>9 977</b>   | <b>7 779</b>   | <b>4 929</b>   |
| <b>Professional health workers</b> .....                      | <b>136</b>    | -              | -              | 69             | 66             | -              | 1 200         | -              | 391            | 475            | -              | 335            |
| <b>Social and recreational workers</b> .....                  | <b>297</b>    | -              | 227            | 69             | -              | -              | 472           | -              | 406            | -              | 66             | -              |
| <b>Religious workers</b> .....                                | <b>328</b>    | -              | -              | 69             | 63             | 195            | -             | -              | -              | -              | -              | -              |
| <b>Other professional workers</b> .....                       | <b>1 610</b>  | <b>61</b>      | <b>958</b>     | <b>395</b>     | <b>196</b>     | -              | <b>1 011</b>  | -              | <b>476</b>     | <b>207</b>     | <b>198</b>     | <b>130</b>     |
| <b>Managers and administrators</b> .....                      | <b>1 985</b>  | <b>65</b>      | <b>530</b>     | <b>267</b>     | <b>652</b>     | <b>471</b>     | <b>530</b>    | <b>61</b>      | <b>136</b>     | <b>73</b>      | <b>261</b>     | -              |
| <b>Salaried, retail trade</b> .....                           | <b>221</b>    | -              | 154            | 67             | -              | -              | 73            | -              | -              | 73             | -              | -              |
| <b>Salaried, other</b> .....                                  | <b>1 058</b>  | -              | 315            | 136            | 342            | 265            | 189           | 61             | -              | -              | 129            | -              |
| <b>Self-employed, retail trade</b> .....                      | <b>160</b>    | -              | -              | -              | 160            | -              | 268           | -              | 136            | -              | 132            | -              |
| <b>Self-employed, other</b> .....                             | <b>545</b>    | <b>65</b>      | <b>61</b>      | <b>64</b>      | <b>149</b>     | <b>206</b>     | -             | -              | -              | -              | -              | -              |
| <b>Sales workers, retail trade</b> .....                      | <b>724</b>    | <b>64</b>      | <b>514</b>     | -              | <b>80</b>      | <b>66</b>      | <b>930</b>    | <b>64</b>      | <b>463</b>     | <b>139</b>     | <b>198</b>     | <b>66</b>      |
| <b>Sales workers, other</b> .....                             | <b>484</b>    | <b>63</b>      | <b>291</b>     | <b>67</b>      | -              | <b>63</b>      | <b>202</b>    | -              | -              | <b>136</b>     | -              | <b>66</b>      |
| <b>Postal clerks and mail carriers</b> .....                  | <b>1 194</b>  | <b>64</b>      | <b>450</b>     | <b>203</b>     | <b>263</b>     | <b>215</b>     | <b>852</b>    | <b>123</b>     | <b>390</b>     | <b>206</b>     | <b>66</b>      | <b>66</b>      |
| <b>Shipping and receiving clerks</b> .....                    | <b>975</b>    | <b>121</b>     | <b>288</b>     | <b>237</b>     | <b>261</b>     | <b>69</b>      | <b>130</b>    | <b>64</b>      | <b>67</b>      | -              | -              | -              |
| <b>Stock clerks and storekeepers</b> .....                    | <b>525</b>    | <b>182</b>     | <b>127</b>     | <b>70</b>      | <b>67</b>      | <b>80</b>      | <b>271</b>    | -              | <b>205</b>     | -              | -              | <b>66</b>      |
| <b>Other clerical workers</b> .....                           | <b>1 956</b>  | <b>123</b>     | <b>876</b>     | <b>387</b>     | <b>293</b>     | <b>276</b>     | <b>8 672</b>  | <b>977</b>     | <b>4 936</b>   | <b>1 913</b>   | <b>645</b>     | <b>201</b>     |
| <b>Automobile mechanics and body repairmen</b> .....          | <b>1 187</b>  | -              | <b>758</b>     | <b>269</b>     | <b>83</b>      | <b>77</b>      | -             | -              | -              | -              | -              | -              |
| <b>Mechanists</b> .....                                       | <b>234</b>    | -              | <b>90</b>      | <b>67</b>      | <b>77</b>      | -              | -             | -              | -              | -              | -              | -              |
| <b>Mechanics and repairmen, except auto</b> .....             | <b>858</b>    | -              | <b>284</b>     | <b>284</b>     | <b>290</b>     | -              | -             | -              | -              | -              | -              | -              |
| <b>Metal craftsmen, except mechanics and machinists</b> ..... | <b>428</b>    | -              | <b>63</b>      | <b>67</b>      | <b>136</b>     | <b>162</b>     | -             | -              | -              | -              | -              | -              |
| <b>Carpenters</b> .....                                       | <b>495</b>    | -              | <b>136</b>     | <b>94</b>      | <b>199</b>     | <b>67</b>      | -             | -              | -              | -              | -              | -              |
| <b>Construction craftsmen, except carpenters</b> .....        | <b>1 530</b>  | -              | <b>297</b>     | <b>323</b>     | <b>362</b>     | <b>948</b>     | <b>70</b>     | -              | -              | <b>70</b>      | -              | -              |
| <b>Other craftsmen</b> .....                                  | <b>2 596</b>  | <b>63</b>      | <b>1 227</b>   | <b>490</b>     | <b>538</b>     | <b>279</b>     | <b>526</b>    | <b>61</b>      | -              | <b>276</b>     | <b>190</b>     | -              |
| <b>Operatives, durable goods manufacturing</b> .....          | <b>3 883</b>  | <b>121</b>     | <b>1 774</b>   | <b>1 000</b>   | <b>788</b>     | <b>199</b>     | <b>1 807</b>  | <b>184</b>     | <b>476</b>     | <b>752</b>     | <b>328</b>     | <b>66</b>      |
| <b>Operatives, nondurable goods manufacturing</b> .....       | <b>1 367</b>  | <b>124</b>     | <b>476</b>     | <b>164</b>     | <b>388</b>     | <b>215</b>     | <b>2 532</b>  | <b>64</b>      | <b>936</b>     | <b>475</b>     | <b>728</b>     | <b>330</b>     |
| <b>Operatives, nonmanufacturing</b> .....                     | <b>2 074</b>  | <b>63</b>      | <b>637</b>     | <b>545</b>     | <b>437</b>     | <b>392</b>     | <b>1 662</b>  | -              | <b>402</b>     | <b>683</b>     | <b>448</b>     | <b>130</b>     |
| <b>Taxicab drivers and chauffeurs</b> .....                   | <b>286</b>    | -              | <b>205</b>     | -              | <b>80</b>      | -              | -             | -              | -              | -              | -              | -              |
| <b>Bus drivers and truck drivers</b> .....                    | <b>2 756</b>  | <b>61</b>      | <b>831</b>     | <b>663</b>     | <b>769</b>     | <b>432</b>     | -             | -              | -              | -              | -              | -              |
| <b>Deliverymen and routemen</b> .....                         | <b>1 282</b>  | <b>61</b>      | <b>430</b>     | <b>581</b>     | <b>210</b>     | -              | -             | -              | -              | -              | -              | -              |
| <b>Parking attendants</b> .....                               | <b>237</b>    | -              | <b>90</b>      | -              | -              | <b>147</b>     | -             | -              | -              | -              | -              | -              |
| <b>Other transport equipment operatives</b> .....             | <b>1 040</b>  | <b>64</b>      | <b>226</b>     | <b>324</b>     | <b>230</b>     | <b>196</b>     | -             | -              | -              | -              | -              | -              |
| <b>Construction laborers</b> .....                            | <b>642</b>    | <b>61</b>      | <b>387</b>     | -              | <b>66</b>      | <b>129</b>     | <b>67</b>     | -              | <b>67</b>      | -              | -              | -              |
| <b>Other laborers, except farm</b> .....                      | <b>4 133</b>  | <b>247</b>     | <b>1 115</b>   | <b>1 099</b>   | <b>1 078</b>   | <b>894</b>     | <b>266</b>    | -              | <b>136</b>     | <b>67</b>      | <b>63</b>      | -              |
| <b>Cleaning service workers</b> .....                         | <b>6 136</b>  | <b>123</b>     | <b>1 806</b>   | <b>1 783</b>   | <b>1 174</b>   | <b>1 350</b>   | <b>2 640</b>  | <b>61</b>      | <b>333</b>     | <b>813</b>     | <b>1 110</b>   | <b>324</b>     |
| <b>Food service workers</b> .....                             | <b>1 454</b>  | <b>124</b>     | <b>481</b>     | <b>427</b>     | <b>213</b>     | <b>209</b>     | <b>2 194</b>  | <b>61</b>      | <b>329</b>     | <b>882</b>     | <b>789</b>     | <b>132</b>     |
| <b>Health service workers</b> .....                           | <b>483</b>    | <b>61</b>      | <b>190</b>     | <b>233</b>     | -              | -              | <b>4 195</b>  | <b>248</b>     | <b>1 136</b>   | <b>1 369</b>   | <b>849</b>     | <b>593</b>     |
| <b>Personal service workers</b> .....                         | <b>773</b>    | <b>61</b>      | <b>161</b>     | <b>67</b>      | <b>336</b>     | <b>149</b>     | <b>1 006</b>  | <b>64</b>      | <b>70</b>      | <b>409</b>     | <b>264</b>     | <b>200</b>     |
| <b>Protective service workers</b> .....                       | <b>870</b>    | -              | <b>435</b>     | <b>130</b>     | <b>226</b>     | <b>80</b>      | <b>200</b>    | -              | <b>200</b>     | -              | -              | -              |
| <b>Private household workers</b> .....                        | <b>429</b>    | -              | <b>94</b>      | <b>95</b>      | <b>241</b>     | -              | <b>5 096</b>  | -              | <b>263</b>     | <b>1 033</b>   | <b>1 576</b>   | <b>2 225</b>   |
| <b>Farmers and farm managers</b> .....                        | -             | -              | -              | -              | -              | -              | -             | -              | -              | -              | -              | -              |
| <b>Farm laborers and foremen</b> .....                        | <b>136</b>    | -              | <b>74</b>      | -              | <b>63</b>      | -              | -             | -              | -              | -              | -              | -              |
| <b>Not available</b> .....                                    | -             | -              | -              | -              | -              | -              | -             | -              | -              | -              | -              | -              |
| <b>Total employed on full-time schedules</b> .....            | <b>41 258</b> | <b>1 605</b>   | <b>14 976</b>  | <b>9 926</b>   | <b>8 914</b>   | <b>5 837</b>   | <b>29 834</b> | <b>1 656</b>   | <b>10 352</b>  | <b>8 328</b>   | <b>6 290</b>   | <b>3 208</b>   |
| <b>Professional health workers</b> .....                      | <b>136</b>    | -              | <b>227</b>     | <b>69</b>      | <b>66</b>      | -              | <b>995</b>    | -              | <b>254</b>     | <b>475</b>     | -              | <b>266</b>     |
| <b>Social and recreational workers</b> .....                  | <b>297</b>    | -              | -              | <b>69</b>      | <b>63</b>      | <b>195</b>     | <b>472</b>    | -              | <b>406</b>     | -              | <b>66</b>      | -              |
| <b>Religious workers</b> .....                                | <b>328</b>    | -              | -              | <b>69</b>      | <b>63</b>      | <b>195</b>     | -             | -              | -              | -              | -              | -              |
| <b>Other professional workers</b> .....                       | <b>1 549</b>  | <b>61</b>      | <b>898</b>     | <b>395</b>     | <b>196</b>     | -              | <b>878</b>    | -              | <b>409</b>     | <b>207</b>     | <b>132</b>     | <b>130</b>     |
| <b>Managers and administrators</b> .....                      | <b>1 720</b>  | <b>65</b>      | <b>409</b>     | <b>267</b>     | <b>652</b>     | <b>328</b>     | <b>457</b>    | <b>61</b>      | <b>136</b>     | -              | <b>261</b>     | -              |
| <b>Salaried, retail trade</b> .....                           | <b>221</b>    | -              | 154            | 67             | -              | -              | -             | -              | -              | -              | -              | -              |
| <b>Salaried, other</b> .....                                  | <b>998</b>    | -              | 254            | 136            | 342            | 265            | 189           | 61             | -              | -              | 129            | -              |
| <b>Self-employed, retail trade</b> .....                      | <b>160</b>    | -              | -              | -              | 160            | -              | 268           | -              | 136            | -              | 132            | -              |
| <b>Self-employed, other</b> .....                             | <b>342</b>    | <b>65</b>      | -              | <b>64</b>      | <b>149</b>     | <b>63</b>      | -             | -              | -              | -              | -              | -              |
| <b>Sales workers, retail trade</b> .....                      | <b>657</b>    | <b>64</b>      | <b>448</b>     | -              | <b>80</b>      | <b>66</b>      | <b>601</b>    | -              | <b>263</b>     | <b>139</b>     | <b>198</b>     | <b>66</b>      |
| <b>Sales workers, other</b> .....                             | <b>484</b>    | <b>63</b>      | <b>291</b>     | <b>67</b>      | -              | <b>63</b>      | <b>202</b>    | -              | -              | <b>136</b>     | -              | <b>66</b>      |
| <b>Postal clerks and mail carriers</b> .....                  | <b>1 128</b>  | <b>64</b>      | <b>384</b>     | <b>203</b>     | <b>263</b>     | <b>215</b>     | <b>852</b>    | <b>123</b>     | <b>390</b>     | <b>206</b>     | <b>66</b>      | <b>66</b>      |
| <b>Shipping and receiving clerks</b> .....                    | <b>912</b>    | <b>121</b>     | <b>224</b>     | <b>237</b>     | <b>261</b>     | <b>69</b>      | <b>130</b>    | <b>64</b>      | <b>67</b>      | -              | -              | -              |
| <b>Stock clerks and storekeepers</b> .....                    | <b>464</b>    | <b>121</b>     | <b>127</b>     | <b>70</b>      | <b>67</b>      | <b>80</b>      | <b>205</b>    | -              | <b>205</b>     | -              | -              | <b>66</b>      |
| <b>Other clerical workers</b> .....                           | <b>1 876</b>  | <b>123</b>     | <b>876</b>     | <b>387</b>     | <b>293</b>     | <b>196</b>     | <b>7 949</b>  | <b>856</b>     | <b>4 540</b>   | <b>1 771</b>   | <b>582</b>     | <b>201</b>     |
| <b>Automobile mechanics and body repairmen</b> .....          | <b>963</b>    | -              | <b>601</b>     | <b>202</b>     | <b>83</b>      | <b>77</b>      | -             | -              | -              | -              | -              | -              |
| <b>Mechanists</b> .....                                       | <b>234</b>    | -              | <b>90</b>      | <b>67</b>      | <b>77</b>      | -              | -             | -              | -              | -              | -              | -              |
| <b>Mechanics and repairmen, except auto</b> .....             | <b>858</b>    | -              | <b>284</b>     | <b>284</b>     | <b>290</b>     | -              | -             | -              | -              | -              | -              | -              |
| <b>Metal craftsmen, except mechanics and machinists</b> ..... | <b>349</b>    | -              | <b>63</b>      | <b>67</b>      | <b>136</b>     | <b>83</b>      | -             | -              | -              | -              | -              | -              |
| <b>Carpenters</b> .....                                       | <b>495</b>    | -              | <b>136</b>     | <b>94</b>      | <b>199</b>     | <b>67</b>      | -             | -              | -              | -              | -              | -              |
| <b>Construction craftsmen, except carpenters</b> .....        | <b>1 100</b>  | -              | <b>227</b>     | <b>233</b>     | <b>219</b>     | <b>421</b>     | <b>70</b>     | -              | -              | <b>70</b>      | -              | -              |
| <b>Other craftsmen</b> .....                                  | <b>2 301</b>  | <b>63</b>      | <b>1 128</b>   | <b>424</b>     | <b>408</b>     | <b>279</b>     | <b>459</b>    | <b>61</b>      | -              | <b>209</b>     | <b>190</b>     | -              |
| <b>Operatives, durable goods manufacturing</b> .....          | <b>3 693</b>  | <b>121</b>     | <b>1 651</b>   | <b>934</b>     | <b>788</b>     | <b>199</b>     | <b>1 738</b>  | <b>184</b>     | <b>476</b>     | <b>683</b>     | <b>328</b>     | <b>66</b>      |
| <b>Operatives, nondurable goods manufacturing</b> .....       | <b>1 240</b>  | <b>124</b>     | <b>415</b>     | <b>164</b>     | <b>388</b>     | <b>215</b>     | <b>1 998</b>  | <b>64</b>      | <b>731</b>     | <b>408</b>     | <b>598</b>     | <b>197</b>     |
| <b>Operatives, nonmanufacturing</b> .....                     | <b>2 009</b>  | <b>63</b>      | <b>637</b>     | <b>545</b>     | <b>437</b>     | <b>327</b>     | <b>1 529</b>  | -              | <b>402</b>     | <b>613</b>     | <b>384</b>     | <b>130</b>     |
| <b>Taxicab drivers and chauffeurs</b> .....                   | <b>286</b>    | -              | <b>205</b>     | -              | <b>80</b>      | -              | -             | -              | -              | -              | -              | -              |
| <b>Bus drivers and truck drivers</b> .....                    | <b>2 466</b>  | <b>61</b>      | <b>607</b>     | <b>663</b>     | <b>703</b>     | <b>432</b>     | -             | -              | -              | -              | -              | -              |
| <b>Deliverymen and routemen</b> .....                         | <b>1 118</b>  | <b>61</b>      | <b>333</b>     | <b>581</b>     | <b>144</b>     | -              | -             | -              | -              | -              | -              | -              |
| <b>Parking attendants</b> .....                               | <b>237</b>    | -              | <b>90</b>      | -              | -              | <b>147</b>     | -             | -              | -              | -              | -              | -              |
| <b>Other transport equipment operatives</b> .....             | <b>977</b>    | <b>64</b>      | <b>163</b>     | <b>324</b>     | <b>230</b>     | <b>196</b>     | -             | -              | -              | -              | -              | -              |
| <b>Construction laborers</b> .....                            | <b>515</b>    | -              | <b>320</b>     | -              | <b>66</b>      | <b>129</b>     | <b>67</b>     | -              | <b>67</b>      | -              | -              | -              |
| <b>Other laborers, except farm</b> .....                      | <b>3 526</b>  | <b>121</b>     | <b>1 115</b>   | <b>935</b>     | <b>840</b>     | <b>515</b>     | <b>266</b>    | -              | <b>136</b>     | <b>67</b>      | <b>63</b>      | -              |
| <b>Cleaning service workers</b> .....                         | <b>5 613</b>  | <b>123</b>     | <b>1 653</b>   | <b>1 692</b>   | <b>1 044</b>   | <b>1 101</b>   | <b>2 445</b>  | <b>61</b>      | <b>333</b>     | <b>813</b>     | <b>1 046</b>   | <b>192</b>     |
| <b>Food service workers</b> .....                             | <b>1 393</b>  | <b>64</b>      | <b>481</b>     | <b>427</b>     | <b>213</b>     | <b>209</b>     | <b>1 600</b>  | -              | <b>263</b>     | <b>608</b>     | <b>597</b>     | <b>132</b>     |
| <b>Health service workers</b> .....                           | <b>423</b>    | -              | <b>190</b>     | <b>233</b>     | -              | -              | <b>3 593</b>  | <b>121</b>     | <b>1 003</b>   | <b>1 053</b>   | <b>849</b>     | <b>528</b>     |
| <b>Personal service workers</b> .....                         | <b>773</b>    | <b>61</b>      | <b>161</b>     | <b>67</b>      | <b>336</b>     | <b>149</b>     | <b>536</b>    | <b>64</b>      | <b>70</b>      | <b>136</b>     | <b>198</b>     | <b>68</b>      |
| <b>Protective service workers</b> .....                       | <b>730</b>    | -              | <b>374</b>     | <b>130</b>     | <b>146</b>     | <b>80</b>      | <b>133</b>    | -              | <b>133</b>     | -              | -              | -              |
| <b>Private household workers</b> .....                        | <b>429</b>    | -              | <b>94</b>      | <b>95</b>      | <b>241</b>     | -              | <b>2 658</b>  | -              | <b>67</b>      | <b>694</b>     | <b>729</b>     | <b>1 168</b>   |
| <b>Farm</b>   |               |                |                |                |                |                |               |                |                |                |                |                |

**Table 6b. Age and Sex of Employed Persons: White**

[Limited to person 16 to 64 years, not in school]

| Detailed Occupation Group                        | Male           |                |                |                |                |                | Female        |                |                |                |                |                |
|--|----------------|----------------|----------------|----------------|----------------|----------------|---------------|----------------|----------------|----------------|----------------|----------------|
|  | Total          | 16 to 21 years | 22 to 34 years | 35 to 44 years | 45 to 54 years | 55 to 64 years | Total         | 16 to 21 years | 22 to 34 years | 35 to 44 years | 45 to 54 years | 55 to 64 years |
|  | Total employed | 38 767         | 2 906          | 13 259         | 9 938          | 7 048          | 5 616         | 25 189         | 1 926          | 9 057          | 4 991          | 5 382          |
| Professional health workers                      | 84             | -              | 84             | -              | -              | -              | 1 504         | -              | 657            | 257            | 449            | 141            |
| Social and recreational workers                  | 303            | -              | 303            | -              | -              | -              | 201           | -              | 130            | -              | 70             | -              |
| Religious workers                                | 132            | -              | -              | 132            | -              | -              | -             | -              | -              | -              | -              | -              |
| Other professional workers                       | 2 795          | 251            | 1 054          | 617            | 592            | 282            | 986           | -              | 325            | 385            | 205            | 71             |
| Managers and administrators                      | 2 253          | 66             | 300            | 667            | 782            | 438            | 1 220         | 60             | 252            | 53             | 424            | 432            |
| Salaried, retail trade                           | 277            | 66             | -              | 211            | -              | -              | -             | -              | -              | -              | -              | -              |
| Salaried, other                                  | 1 093          | -              | 151            | 303            | 364            | 275            | 1 150         | 60             | 252            | 53             | 353            | 432            |
| Self-employed, retail trade                      | 380            | -              | 149            | -              | 160            | 71             | -             | -              | -              | -              | -              | -              |
| Self-employed, other                             | 504            | -              | -              | 154            | 257            | 93             | 70            | -              | -              | -              | 70             | -              |
| Sales workers, retail trade                      | 722            | -              | 88             | 151            | 409            | 74             | 467           | -              | 124            | 127            | 71             | 144            |
| Sales workers, other                             | 670            | -              | 198            | 88             | 67             | 318            | 197           | 64             | 134            | -              | -              | -              |
| Postal clerks and mail carriers                  | 632            | -              | 151            | 249            | 138            | 93             | -             | -              | -              | -              | -              | -              |
| Shipping and receiving clerks                    | 511            | 64             | 193            | 67             | 188            | -              | 71            | -              | -              | -              | 71             | -              |
| Stock clerks and storekeepers                    | 162            | -              | -              | 88             | -              | 74             | 121           | -              | 121            | -              | -              | -              |
| Other clerical workers                           | 1 877          | 184            | 767            | 324            | 74             | 528            | 6 415         | 442            | 2 675          | 1 124          | 1 192          | 981            |
| Automobile mechanics and body repairmen          | 588            | -              | 191            | 88             | 309            | -              | -             | -              | -              | -              | -              | -              |
| Mechanists                                       | 508            | 64             | 117            | 327            | -              | -              | -             | -              | -              | -              | -              | -              |
| Mechanics and repairmen, except auto             | 711            | -              | 429            | -              | 141            | 140            | 71            | -              | -              | -              | -              | 71             |
| Metal craftsmen, except mechanics and machinists | 198            | 60             | 67             | -              | -              | 71             | -             | -              | -              | -              | -              | -              |
| Carpenters                                       | 401            | -              | 153            | 88             | 89             | 71             | -             | -              | -              | -              | -              | -              |
| Construction craftsmen, except carpenters        | 1 207          | -              | 342            | 499            | 67             | 298            | -             | -              | -              | -              | -              | -              |
| Other craftsmen                                  | 2 872          | 60             | 810            | 895            | 455            | 652            | 710           | 181            | 191            | 131            | 208            | -              |
| Operatives, durable goods manufacturing          | 5 614          | 872            | 1 646          | 1 538          | 926            | 632            | 1 780         | -              | 759            | 460            | 208            | 353            |
| Operatives, nondurable goods manufacturing       | 2 690          | 242            | 1 073          | 1 046          | 328            | -              | 5 712         | 741            | 1 947          | 1 284          | 1 110          | 629            |
| Operatives, nonmanufacturing                     | 1 977          | 60             | 912            | 703            | 167            | 135            | 1 297         | 64             | 706            | 260            | 67             | 200            |
| Taxicab drivers and chauffeurs                   | 64             | -              | 64             | -              | -              | -              | -             | -              | -              | -              | -              | -              |
| Bus drivers and truck drivers                    | 682            | -              | 221            | 151            | 167            | 142            | 66            | -              | 66             | -              | -              | -              |
| Deliverymen and routemen                         | 481            | -              | 196            | 67             | 148            | 71             | -             | -              | -              | -              | -              | -              |
| Parking attendants                               | 153            | -              | 60             | -              | -              | 93             | -             | -              | -              | -              | -              | -              |
| Other transport equipment operatives             | 60             | -              | 60             | -              | -              | -              | -             | -              | -              | -              | -              | -              |
| Construction laborers                            | 992            | 63             | 372            | 292            | 198            | 67             | -             | -              | -              | -              | -              | -              |
| Other laborers, except farm                      | 2 648          | 366            | 1 239          | 533            | 268            | 243            | 328           | 123            | 64             | -              | 141            | -              |
| Cleaning service workers                         | 2 099          | 124            | 479            | 443            | 558            | 496            | 596           | -              | 67             | 136            | 337            | 56             |
| Food service workers                             | 3 432          | 430            | 1 201          | 797            | 653            | 351            | 1 051         | 127            | 177            | 184            | 282            | 282            |
| Health service workers                           | 300            | -              | 212            | 88             | -              | -              | 721           | 64             | 66             | 327            | 56             | 208            |
| Personal service workers                         | 344            | -              | 88             | -              | -              | 257            | 265           | -              | 194            | -              | 71             | -              |
| Protective service workers                       | 223            | -              | 64             | -              | 66             | 93             | -             | -              | -              | -              | -              | -              |
| Private household workers                        | -              | -              | -              | -              | -              | -              | 1 412         | 60             | 404            | 263            | 420            | 265            |
| Farmers and farm managers                        | -              | -              | -              | -              | -              | -              | -             | -              | -              | -              | -              | -              |
| Farm laborers and foremen                        | 380            | -              | 124            | -              | 256            | -              | -             | -              | -              | -              | -              | -              |
| Not available                                    | -              | -              | -              | -              | -              | -              | -             | -              | -              | -              | -              | -              |
| <b>Total employed on full-time schedules</b>     | <b>35 470</b>  | <b>2 543</b>   | <b>11 918</b>  | <b>9 632</b>   | <b>6 432</b>   | <b>4 945</b>   | <b>21 782</b> | <b>1 805</b>   | <b>7 714</b>   | <b>4 402</b>   | <b>4 506</b>   | <b>3 355</b>   |
| Professional health workers                      | 84             | -              | 84             | -              | -              | -              | 1 440         | -              | 657            | 194            | 449            | 141            |
| Social and recreational workers                  | 239            | -              | 239            | -              | -              | -              | 137           | -              | 67             | -              | 70             | -              |
| Religious workers                                | 132            | -              | -              | 132            | -              | -              | -             | -              | -              | -              | -              | -              |
| Other professional workers                       | 2 430          | 190            | 749            | 617            | 592            | 282            | 722           | -              | 198            | 316            | 138            | 71             |
| Managers and administrators                      | 2 160          | 66             | 300            | 667            | 782            | 346            | 1 150         | 60             | 252            | 53             | 353            | 432            |
| Salaried, retail trade                           | 277            | 66             | -              | 211            | -              | -              | -             | -              | -              | -              | -              | -              |
| Salaried, other                                  | 1 093          | -              | 151            | 303            | 364            | 275            | 1 079         | 60             | 252            | 53             | 282            | 432            |
| Self-employed, retail trade                      | 380            | -              | 149            | -              | 160            | 71             | -             | -              | -              | -              | -              | -              |
| Self-employed, other                             | 411            | -              | -              | 154            | 257            | -              | 70            | -              | -              | -              | 70             | -              |
| Sales workers, retail trade                      | 635            | -              | 88             | 64             | 409            | 74             | 403           | -              | 124            | 64             | 71             | 144            |
| Sales workers, other                             | 577            | -              | 198            | 88             | 67             | 224            | 197           | 64             | 134            | -              | -              | -              |
| Postal clerks and mail carriers                  | 544            | -              | 63             | 249            | 138            | 93             | -             | -              | -              | -              | -              | -              |
| Shipping and receiving clerks                    | 511            | 64             | 193            | 67             | 188            | -              | 71            | -              | -              | -              | 71             | -              |
| Stock clerks and storekeepers                    | 88             | -              | -              | 88             | -              | -              | 121           | -              | 121            | -              | -              | -              |
| Other clerical workers                           | 1 547          | 63             | 632            | 324            | 74             | 454            | 5 954         | 442            | 2 415          | 1 061          | 1 192          | 844            |
| Automobile mechanics and body repairmen          | 495            | -              | 191            | 88             | 216            | -              | -             | -              | -              | -              | -              | -              |
| Mechanists                                       | 508            | 64             | 117            | 327            | -              | -              | -             | -              | -              | -              | -              | -              |
| Mechanics and repairmen, except auto             | 647            | -              | 366            | -              | 141            | 140            | 71            | -              | -              | -              | -              | 71             |
| Metal craftsmen, except mechanics and machinists | 198            | 60             | 67             | -              | -              | 71             | -             | -              | -              | -              | -              | -              |
| Carpenters                                       | 401            | -              | 153            | 88             | 89             | 71             | -             | -              | -              | -              | -              | -              |
| Construction craftsmen, except carpenters        | 1 036          | -              | 342            | 499            | 67             | 128            | -             | -              | -              | -              | -              | -              |
| Other craftsmen                                  | 2 745          | 60             | 810            | 768            | 455            | 652            | 650           | 121            | 191            | 131            | 208            | -              |
| Operatives, durable goods manufacturing          | 5 392          | 811            | 1 558          | 1 538          | 926            | 558            | 1 586         | -              | 564            | 460            | 208            | 353            |
| Operatives, nondurable goods manufacturing       | 2 499          | 242            | 949            | 1 046          | 261            | -              | 4 998         | 681            | 1 640          | 1 284          | 835            | 558            |
| Operatives, nonmanufacturing                     | 1 928          | 60             | 863            | 703            | 167            | 135            | 1 044         | 64             | 582            | 260            | 67             | 200            |
| Taxicab drivers and chauffeurs                   | 64             | -              | 64             | -              | -              | -              | -             | -              | -              | -              | -              | -              |
| Bus drivers and truck drivers                    | 588            | -              | 221            | 151            | 74             | 142            | 66            | -              | 66             | -              | -              | -              |
| Deliverymen and routemen                         | 407            | -              | 196            | 67             | 74             | 71             | -             | -              | -              | -              | -              | -              |
| Parking attendants                               | 153            | -              | 60             | -              | -              | 93             | -             | -              | -              | -              | -              | -              |
| Other transport equipment operatives             | 60             | -              | 60             | -              | -              | -              | -             | -              | -              | -              | -              | -              |
| Construction laborers                            | 901            | 63             | 372            | 200            | 198            | 67             | -             | -              | -              | -              | -              | -              |
| Other laborers, except farm                      | 2 221          | 305            | 1 036          | 533            | 197            | 150            | 264           | 123            | -              | -              | 141            | -              |
| Cleaning service workers                         | 2 099          | 124            | 479            | 443            | 558            | 496            | 400           | -              | 67             | 67             | 211            | 56             |
| Food service workers                             | 3 095          | 369            | 1 068          | 797            | 510            | 351            | 917           | 127            | 177            | 120            | 211            | 282            |
| Health service workers                           | 300            | -              | 212            | 88             | -              | -              | 392           | 64             | -              | 261            | -              | 67             |
| Personal service workers                         | 257            | -              | -              | -              | -              | 257            | 194           | -              | 194            | -              | -              | -              |
| Protective service workers                       | 223            | -              | 64             | -              | 66             | 93             | -             | -              | -              | -              | -              | -              |
| Private household workers                        | -              | -              | -              | -              | -              | -              | 1 007         | 60             | 268            | 132            | 282            | 265            |
| Farmers and farm managers                        | -              | -              | -              | -              | -              | -              | -             | -              | -              | -              | -              | -              |
| Farm laborers and foremen                        | 306            | -              | 124            | -              | 182            | -              | -             | -              | -              | -              | -              | -              |
| Not available                                    | -              | -              | -              | -              | -              | -              | -             | -              | -              | -              | -              | -              |

Table 7. Weekly Earnings of Full-Time Wage and Salary Workers, by Age and Sex, Family Status, Educational Attainment, and Family Size: All Races

| Age and Sex<br>Family Status<br>Educational Attainment<br>Family Size | Total full-time wage and salary workers | Weekly earnings |              |              |              |                |                |                |                |                |               |                            | Median weekly earnings (dollars) |     |
|---|---|-----------------|--------------|--------------|--------------|----------------|----------------|----------------|----------------|----------------|---------------|----------------------------|----------------------------------|-----|
|   |   | Less than \$50  | \$50 to \$64 | \$65 to \$79 | \$80 to \$99 | \$100 to \$124 | \$125 to \$149 | \$150 to \$174 | \$175 to \$199 | \$200 to \$299 | \$300 or more | Not available <sup>1</sup> |                                  |     |
| <b>AGE AND SEX</b>  |   |                 |              |              |              |                |                |                |                |                |               |                            |                                  |     |
| Total, 16 years and over .....  | 120 722                                 | 3 713           | 4 875        | 14 533       | 18 944       | 22 123         | 16 518         | 13 705         | 5 031          | 9 975          | 1 777         | 9 527                      |                                  | 116 |
| Male, total .....   | 71 871                                  | 1 158           | 1 787        | 4 691        | 9 988        | 13 327         | 10 834         | 10 409         | 3 825          | 8 740          | 1 307         | 5 806                      |                                  | 130 |
| 16 to 21 years, total .....   | 4 674                                   | 60              | 365          | 555          | 1 600        | 1 036          | 494            | 188            | -              | -              | -             | 315                        |                                  | 95  |
| 16 to 21 years, not in school .....                                   | 3 644                                   | 60              | 184          | 555          | 1 110        | 859            | 434            | 188            | 61             | -              | -             | 254                        |                                  | 97  |
| 22 to 34 years, total .....   | 25 894                                  | 198             | 564          | 2 243        | 4 433        | 4 801          | 3 357          | 4 018          | 1 517          | 2 689          | 196           | 1 678                      |                                  | 124 |
| 22 to 34 years, veteran of Vietnam .....                              | 4 149                                   | 64              | 124          | 124          | 336          | 635            | 2 010          | 914            | 412            | 310            | -             | 1 527                      |                                  | 143 |
| 25 to 34 years .....  | 20 017                                  | 134             | 319          | 1 508        | 3 199        | 3 328          | 2 811          | 3 265          | 1 184          | 2 629          | 135           | 1 477                      |                                  | 136 |
| 35 to 44 years .....  | 18 493                                  | 350             | 388          | 799          | 2 147        | 3 056          | 3 466          | 2 572          | 1 144          | 2 641          | 680           | 1 477                      |                                  | 143 |
| 45 to 54 years .....  | 12 706                                  | 225             | 177          | 651          | 885          | 2 674          | 1 622          | 2 094          | 1 112          | 1 912          | 207           | 1 147                      |                                  | 135 |
| 55 to 64 years .....  | 8 979                                   | 270             | 293          | 376          | 857          | 1 567          | 1 427          | 1 330          | 237            | 1 324          | 224           | 1 055                      |                                  | 136 |
| 65 years and over .....   | 1 124                                   | 54              | -            | 66           | 66           | 193            | 267            | 207            | -              | 135            | -             | -                          |                                  | -   |
| 40 to 64 years .....  | 29 529                                  | 564             | 788          | 1 283        | 2 432        | 5 652          | 4 327          | 4 311          | 1 633          | 4 549          | 761           | 3 230                      |                                  | 139 |
| Female, total .....   | 48 851                                  | 2 556           | 3 088        | 9 843        | 8 956        | 8 796          | 5 684          | 3 296          | 1 206          | 1 236          | 470           | 3 720                      |                                  | 97  |
| 16 to 21 years, total .....   | 4 568                                   | 306             | 309          | 1 481        | 867          | 866            | 247            | 185            | -              | -              | -             | 308                        |                                  | 82  |
| 16 to 21 years, not in school .....                                   | 2 906                                   | 182             | 245          | 1 052        | 499          | 563            | 184            | 61             | -              | -              | -             | 121                        |                                  | 79  |
| 22 to 34 years, total .....   | 16 551                                  | 400             | 1 111        | 3 087        | 3 269        | 3 774          | 1 786          | 1 162          | 387            | 513            | 203           | 899                        |                                  | 100 |
| 22 to 34 years .....  | 11 489                                  | 340             | 984          | 2 226        | 2 054        | 2 213          | 1 412          | 609            | 324            | 389            | 203           | 736                        |                                  | 99  |
| 35 to 44 years .....  | 12 009                                  | 378             | 942          | 2 568        | 2 000        | 1 947          | 1 756          | 791            | 332            | 200            | 64            | 1 031                      |                                  | 96  |
| 45 to 54 years .....  | 9 074                                   | 430             | 399          | 1 427        | 1 747        | 1 599          | 1 280          | 539            | 274            | 123            | 204           | 1 053                      |                                  | 102 |
| 55 to 64 years .....  | 5 494                                   | 818             | 259          | 941          | 885          | 545            | 616            | 484            | 144            | 333            | -             | 470                        |                                  | 94  |
| 65 years and over .....   | 1 156                                   | 224             | 69           | 340          | 188          | 66             | -              | 135            | 69             | 66             | -             | -                          |                                  | 80  |
| 40 to 64 years .....  | 19 888                                  | 1 375           | 1 061        | 3 242        | 3 695        | 3 085          | 2 640          | 1 365          | 487            | 590            | 204           | 2 145                      |                                  | 98  |
| <b>FAMILY STATUS<sup>2</sup></b>                                      |   |                 |              |              |              |                |                |                |                |                |               |                            |                                  |     |
| Male, total .....   | 68 471                                  | 1 104           | 1 481        | 4 561        | 9 309        | 12 517         | 10 228         | 10 202         | 3 640          | 8 511          | 1 307         | 5 610                      |                                  | 131 |
| Family head .....   | 39 576                                  | 511             | 503          | 1 601        | 4 023        | 8 443          | 6 084          | 6 362          | 2 273          | 5 657          | 725           | 3 393                      |                                  | 137 |
| Family member .....   | 6 812                                   | 144             | 365          | 923          | 1 582        | 1 277          | 882            | 613            | 151            | 323            | 84            | 466                        |                                  | 104 |
| Unrelated individual .....  | 22 083                                  | 449             | 613          | 2 036        | 3 703        | 2 796          | 3 261          | 3 227          | 1 217          | 2 531          | 498           | 1 751                      |                                  | 129 |
| Female, total .....   | 45 176                                  | 2 208           | 2 956        | 9 014        | 8 238        | 7 919          | 5 557          | 3 037          | 1 074          | 1 170          | 470           | 3 533                      |                                  | 97  |
| Family head .....   | 10 714                                  | 184             | 841          | 1 654        | 2 226        | 2 057          | 1 673          | 745            | 67             | 261            | 134           | 872                        |                                  | 100 |
| No children under 18 years .....                                      | 2 690                                   | -               | 66           | 463          | 335          | 600            | 410            | 209            | -              | 67             | 134           | 405                        |                                  | 112 |
| Children 6 to 17 years only .....                                     | 4 395                                   | 133             | 330          | 603          | 977          | 1 003          | 603            | 342            | -              | 67             | -             | 337                        |                                  | 100 |
| Children under 6 years .....  | 3 630                                   | 51              | 444          | 588          | 914          | 454            | 660            | 194            | 67             | 127            | -             | 130                        |                                  | 95  |
| Wife of head .....  | 15 994                                  | 733             | 1 131        | 4 414        | 2 588        | 2 589          | 1 405          | 735            | 395            | 331            | 269           | 1 404                      |                                  | 88  |
| No children under 18 years .....                                      | 7 815                                   | 483             | 544          | 2 482        | 1 295        | 754            | 483            | 412            | 74             | 264            | 203           | 823                        |                                  | 80  |
| Children 6 to 17 years only .....                                     | 3 034                                   | 63              | 264          | 725          | 257          | 863            | 535            | 64             | -              | -              | 67            | 197                        |                                  | 103 |
| Children under 6 years .....  | 5 145                                   | 187             | 324          | 1 207        | 1 036        | 973            | 387            | 260            | 321            | 67             | -             | 385                        |                                  | 93  |
| Other family member .....   | 5 723                                   | 319             | 319          | 1 374        | 1 212        | 1 210          | 391            | 447            | 134            | 131            | -             | 188                        |                                  | 92  |
| Unrelated individual .....  | 12 744                                  | 972             | 665          | 1 572        | 2 212        | 2 062          | 2 088          | 1 110          | 479            | 448            | 67            | 1 069                      |                                  | 109 |
| <b>EDUCATIONAL ATTAINMENT<sup>2</sup></b>                             |   |                 |              |              |              |                |                |                |                |                |               |                            |                                  |     |
| Male, total .....   | 68 471                                  | 1 104           | 1 481        | 4 561        | 9 309        | 12 517         | 10 228         | 10 202         | 3 640          | 8 511          | 1 307         | 5 610                      |                                  | 131 |
| Elementary: 7 years or less .....                                     | 13 551                                  | 290             | 715          | 2 116        | 3 282        | 3 230          | 1 640          | 763            | 474            | 469            | 66            | 505                        |                                  | 101 |
| 8 years .....   | 4 145                                   | -               | 70           | 171          | 543          | 1 167          | 473            | 664            | 314            | 452            | -             | 291                        |                                  | 124 |
| High school: 1 to 3 years .....                                       | 13 746                                  | 156             | 167          | 1 359        | 1 793        | 2 472          | 2 738          | 1 862          | 681            | 1 407          | 74            | 1 036                      |                                  | 129 |
| 4 years .....   | 20 961                                  | 537             | 124          | 729          | 2 143        | 4 059          | 3 314          | 3 760          | 1 039          | 2 588          | 293           | 2 374                      |                                  | 138 |
| College: 1 year or more .....   | 16 068                                  | 120             | 405          | 1 85         | 1 547        | 1 588          | 2 062          | 3 152          | 1 133          | 3 596          | 874           | 1 405                      |                                  | 162 |
| Female, total .....   | 45 176                                  | 2 208           | 2 956        | 9 014        | 8 238        | 7 919          | 5 557          | 3 037          | 1 074          | 1 170          | 470           | 3 533                      |                                  | 97  |
| Elementary: 7 years or less .....                                     | 6 736                                   | 706             | 851          | 3 082        | 1 365        | 263            | -              | 136            | -              | -              | -             | 333                        |                                  | 73  |
| 8 years .....   | 2 632                                   | 131             | 324          | 725          | 465          | 529            | 265            | -              | -              | 66             | -             | 127                        |                                  | 83  |
| High school: 1 to 3 years .....                                       | 7 794                                   | 329             | 783          | 1 771        | 1 795        | 1 587          | 460            | 203            | -              | 67             | -             | 800                        |                                  | 87  |
| 4 years .....   | 16 915                                  | 395             | 593          | 2 790        | 3 123        | 3 120          | 3 214          | 1 400          | 348            | 454            | 67            | 1 412                      |                                  | 107 |
| College: 1 year or more .....   | 11 099                                  | 647             | 405          | 646          | 1 490        | 2 421          | 1 619          | 1 297          | 727            | 582            | 404           | 862                        |                                  | 123 |
| <b>FAMILY SIZE BY FAMILY HEAD<sup>3</sup></b>                         |   |                 |              |              |              |                |                |                |                |                |               |                            |                                  |     |
| Male head, total .....  | 25 450                                  | 180             | 277          | 969          | 2 283        | 5 661          | 4 121          | 4 002          | 1 796          | 3 539          | 659           | 1 963                      |                                  | 139 |
| Males heading families with-  |   |                 |              |              |              |                |                |                |                |                |               |                            |                                  |     |
| 2 persons .....   | 661                                     | -               | -            | 80           | 64           | 227            | 70             | 80             | -              | 139            | -             | -                          |                                  | 121 |
| 3 persons .....   | 5 976                                   | 66              | 60           | 317          | 498          | 951            | 1 196          | 701            | 189            | 896            | 133           | 968                        |                                  | 138 |
| 4 persons .....   | 6 602                                   | 51              | 61           | 311          | 726          | 1 607          | 799            | 1 065          | 616            | 714            | 394           | 260                        |                                  | 138 |
| 5 persons .....   | 4 341                                   | -               | 92           | 67           | 382          | 915            | 629            | 1 043          | 202            | 674            | 64            | 274                        |                                  | 148 |
| 6 persons .....   | 3 047                                   | -               | 64           | -            | 346          | 668            | 458            | 326            | 456            | 526            | 69            | 134                        |                                  | 146 |
| 7 persons or more .....   | 4 823                                   | 64              | -            | 193          | 267          | 1 293          | 970            | 786            | 333            | 590            | -             | 327                        |                                  | 136 |
| Female head, total .....  | 8 550                                   | 184             | 774          | 1 317        | 1 961        | 1 587          | 1 327          | 605            | 67             | 194            | -             | 534                        |                                  | 98  |
| Females heading families with-  |   |                 |              |              |              |                |                |                |                |                |               |                            |                                  |     |
| 2 persons .....   | 2 105                                   | -               | 203          | 208          | 605          | 337            | 334            | 206            | -              | -              | -             | 212                        |                                  | 98  |
| 3 persons .....   | 3 038                                   | 51              | 378          | 584          | 640          | 588            | 469            | 130            | -              | 133            | -             | 66                         |                                  | 95  |
| 4 persons .....   | 1 363                                   | -               | 193          | 323          | 396          | 199            | 130            | 134            | -              | 61             | -             | 127                        |                                  | 106 |
| 5 persons .....   | 1 255                                   | 67              | 193          | 133          | 64           | 199            | 267            | 135            | 67             | -              | -             | 130                        |                                  | 113 |
| 6 persons .....   | 589                                     | 67              | -            | 133          | 259          | 67             | 63             | -              | -              | -              | -             | -                          |                                  | 87  |
| 7 persons or more .....   | 199                                     | -               | -            | 67           | 69           | -              | 64             | -              | -              | -              | -             | -                          |                                  | 90  |

<sup>1</sup> Not used in computing median. <sup>2</sup> Persons 16 to 64 years, not in school. <sup>3</sup> Families with children under 18 years; family heads 16 to 64 years, not in school.

Table 7a. Weekly Earnings of Full-Time Wage and Salary Workers, by Age and Sex, Family Status, Educational Attainment, and Family Size: Negro

| Age and Sex<br>Family Status<br>Educational Attainment<br>Family Size | Total full-time wage and salary workers | Weekly earnings |              |              |              |                |                |                |                |                |               | Median weekly earnings (dollars) |                            |
|---|---|-----------------|--------------|--------------|--------------|----------------|----------------|----------------|----------------|----------------|---------------|----------------------------------|----------------------------|
|   |   | Less than \$50  | \$50 to \$64 | \$65 to \$79 | \$80 to \$99 | \$100 to \$124 | \$125 to \$149 | \$150 to \$174 | \$175 to \$199 | \$200 to \$299 | \$300 or more |                                  | Not available <sup>1</sup> |
| <b>AGE AND SEX</b>  |   |                 |              |              |              |                |                |                |                |                |               |                                  |                            |
| Total, 16 years and over  | 59 435                                  | 911             | 2 311        | 5 068        | 7 748        | 11 969         | 9 569          | 7 459          | 2 614          | 5 126          | 817           | 5 843                            | 123                        |
| Male, total   | 34 556                                  | 152             | 713          | 1 394        | 3 320        | 6 499          | 5 973          | 5 823          | 2 348          | 4 670          | 548           | 3 116                            | 140                        |
| 16 to 21 years, total   | 1 896                                   | -               | 121          | 121          | 553          | 482            | 307            | 127            | 61             | -              | -             | 124                              | 105                        |
| 16 to 21 years, not in school   | 1 172                                   | -               | -            | 121          | 309          | 305            | 247            | 127            | -              | -              | -             | 64                               | 110                        |
| 22 to 34 years, total   | 13 168                                  | -               | 221          | 317          | 1 457        | 2 243          | 2 361          | 2 396          | 1 126          | 1 700          | 196           | 1 150                            | 144                        |
| 22 to 34 years, veteran of Vietnam                                    | 3 229                                   | -               | 124          | 61           | 123          | 575            | 789            | 763            | 324            | 310            | -             | 160                              | 146                        |
| 25 to 34 years  | 10 346                                  | -               | 97           | 196          | 1 031        | 1 456          | 1 993          | 1 904          | 816            | 1 629          | 133           | 1 080                            | 148                        |
| 35 to 44 years  | 8 332                                   | -               | 160          | 452          | 642          | 1 232          | 1 997          | 1 216          | 295            | 1 580          | 202           | 556                              | 143                        |
| 45 to 54 years  | 6 857                                   | 84              | 84           | 228          | 217          | 1 697          | 635            | 1 198          | 610            | 1 118          | 150           | 631                              | 133                        |
| 55 to 64 years  | 4 305                                   | 69              | 127          | 209          | 386          | 845            | 609            | 750            | 257            | 273            | -             | 66                               | 138                        |
| 65 years and over   | 399                                     | -               | -            | 66           | 66           | -              | 64             | 136            | -              | -              | -             | -                                | -                          |
| 40 to 64 years  | 14 411                                  | 152             | 301          | 605          | 923          | 3 214          | 2 137          | 2 344          | 934            | 1 975          | 217           | 1 609                            | 139                        |
| Female, total   | 24 879                                  | 759             | 1 598        | 3 674        | 4 428        | 5 470          | 3 597          | 1 636          | 265            | 456            | 269           | 2 727                            | 103                        |
| 16 to 21 years, total   | 2 342                                   | 185             | 188          | 550          | 311          | 552            | 124            | 185            | -              | -              | -             | 247                              | 90                         |
| 16 to 21 years, not in school   | 1 227                                   | 121             | 124          | 245          | 185          | 310            | 61             | 61             | -              | -              | -             | 121                              | 90                         |
| 22 to 34 years, total   | 8 126                                   | -               | 473          | 800          | 1 840        | 2 305          | 1 193          | 714            | 67             | 127            | 136           | 471                              | 108                        |
| 22 to 34 years, veteran of Vietnam                                    | 3 229                                   | -               | 473          | 679          | 1 219        | 1 625          | 882            | 409            | 67             | 67             | 136           | 408                              | 106                        |
| 25 to 34 years  | 5 964                                   | -               | -            | -            | -            | -              | -              | -              | -              | -              | -             | 770                              | 106                        |
| 35 to 44 years  | 6 961                                   | 133             | 481          | 1 085        | 1 027        | 1 562          | 1 362          | 275            | 133            | 133            | -             | 911                              | 101                        |
| 45 to 54 years  | 4 778                                   | 66              | 197          | 584          | 1 052        | 784            | 655            | 330            | 66             | -              | 133           | 328                              | 79                         |
| 55 to 64 years  | 2 358                                   | 289             | 259          | 520          | 198          | 267            | 66             | -              | -              | 195            | -             | -                                | 70                         |
| 65 years and over   | 319                                     | 116             | -            | 136          | -            | -              | -              | 66             | -              | -              | -             | -                                | -                          |
| 40 to 64 years  | 10 425                                  | 325             | 528          | 1 647        | 1 731        | 1 798          | 1 532          | 672            | 66             | 262            | 133           | 1 732                            | 102                        |
| <b>FAMILY STATUS<sup>2</sup></b>                                      |   |                 |              |              |              |                |                |                |                |                |               |                                  |                            |
| Male, total   | 32 569                                  | 152             | 468          | 1 327        | 2 886        | 6 201          | 5 371          | 5 687          | 2 164          | 4 576          | 548           | 2 989                            | 142                        |
| Family head   | 20 571                                  | 69              | 133          | 641          | 1 202        | 3 927          | 3 367          | 3 889          | 1 601          | 3 332          | 465           | 1 945                            | 150                        |
| Family member   | 3 667                                   | -               | 154          | 323          | 691          | 828            | 439            | 385            | 151            | 235            | 84            | 377                              | 114                        |
| Unrelated individual  | 8 332                                   | 84              | 181          | 363          | 993          | 1 446          | 1 764          | 1 413          | 412            | 1 009          | -             | 666                              | 136                        |
| Female, total   | 23 066                                  | 579             | 1 534        | 3 233        | 4 302        | 4 911          | 3 470          | 1 446          | 265            | 456            | 269           | 2 601                            | 103                        |
| Family head   | 7 573                                   | 133             | 599          | 990          | 1 649        | 1 400          | 1 268          | 469            | 67             | 194            | -             | 805                              | 100                        |
| No children under 18 years  | 1 413                                   | -               | 66           | 201          | 140          | 399            | 269            | -              | -              | -              | -             | 338                              | 108                        |
| Children 6 to 17 years only   | 3 476                                   | 133             | 203          | 395          | 726          | 738            | 536            | 342            | -              | 67             | -             | 337                              | 104                        |
| Children under 8 years  | 2 684                                   | -               | 330          | 393          | 784          | 264            | 462            | 127            | 67             | 127            | -             | 130                              | 94                         |
| Wife of head  | 7 791                                   | 190             | 606          | 1 322        | 1 193        | 1 927          | 1 072          | 269            | 67             | 133            | 269           | 743                              | 103                        |
| No children under 18 years  | 3 058                                   | 66              | 276          | 664          | 409          | 483            | 278            | 136            | -              | 66             | -             | 477                              | 94                         |
| Children 6 to 17 years only   | 2 064                                   | 63              | 67           | 465          | 67           | 732            | 471            | -              | -              | -              | 67            | 133                              | 110                        |
| Children under 8 years  | 2 670                                   | 61              | 263          | 194          | 718          | 712            | 323            | 133            | 67             | 67             | -             | 133                              | 102                        |
| Other family member   | 2 092                                   | 124             | 124          | 251          | 387          | 577            | 136            | 242            | 67             | 63             | -             | 121                              | 104                        |
| Unrelated individual  | 5 609                                   | 132             | 206          | 670          | 1 072        | 1 008          | 993            | 465            | 66             | 66             | -             | 931                              | 106                        |
| <b>EDUCATIONAL ATTAINMENT<sup>3</sup></b>                             |   |                 |              |              |              |                |                |                |                |                |               |                                  |                            |
| Male, total   | 32 569                                  | 152             | 468          | 1 327        | 2 886        | 6 201          | 5 371          | 5 687          | 2 164          | 4 576          | 548           | 2 989                            | 142                        |
| Elementary: 7 years or less   | 3 201                                   | 84              | 147          | 371          | 397          | 896            | 528            | 160            | 199            | 133            | -             | 286                              | 113                        |
| 8 years   | 1 774                                   | -               | -            | -            | 160          | 423            | 272            | 259            | 161            | 275            | -             | 224                              | 143                        |
| High school: 1 to 3 years   | 7 866                                   | -               | 167          | 619          | 876          | 1 706          | 1 512          | 1 167          | 593            | 740            | -             | 486                              | 130                        |
| 4 years   | 12 985                                  | 69              | 63           | 276          | 999          | 2 587          | 2 426          | 2 542          | 596            | 1 919          | 219           | 1 290                            | 144                        |
| College: 1 year or more   | 6 744                                   | -               | 90           | 61           | 454          | 589            | 833            | 1 560          | 615            | 1 509          | 329           | 704                              | 166                        |
| Female, total   | 23 066                                  | 579             | 1 534        | 3 233        | 4 302        | 4 911          | 3 470          | 1 446          | 265            | 456            | 269           | 2 601                            | 103                        |
| Elementary: 7 years or less   | 1 323                                   | 130             | 196          | 531          | 66           | 132            | -              | 69             | -              | -              | -             | 199                              | 72                         |
| 8 years   | 990                                     | -               | 127          | 269          | 201          | 198            | 66             | -              | -              | 66             | -             | 63                               | 87                         |
| High school: 1 to 3 years   | 5 050                                   | 199             | 541          | 916          | 1 065        | 1 266          | 393            | 66             | -              | -              | -             | 605                              | 91                         |
| 4 years   | 10 258                                  | 251             | 399          | 1 315        | 2 185        | 1 985          | 2 140          | 653            | 133            | 194            | -             | 1 002                            | 106                        |
| College: 1 year or more   | 5 445                                   | -               | 271          | 202          | 785          | 1 330          | 870            | 658            | 132            | 196            | 269           | 731                              | 121                        |
| <b>FAMILY SIZE BY FAMILY HEAD<sup>3</sup></b>                         |   |                 |              |              |              |                |                |                |                |                |               |                                  |                            |
| Male head, total  | 14 803                                  | -               | 61           | 404          | 916          | 2 914          | 2 690          | 2 661          | 1 255          | 2 380          | 398           | 1 125                            | 149                        |
| Males heading families with-  |   |                 |              |              |              |                |                |                |                |                |               |                                  |                            |
| 2 persons   | 417                                     | -               | -            | 80           | 64           | 51             | 70             | 80             | -              | 73             | -             | -                                | 130                        |
| 3 persons   | 3 297                                   | -               | -            | 67           | 314          | 505            | 737            | 384            | 189            | 579            | 67            | 456                              | 143                        |
| 4 persons   | 3 848                                   | -               | 61           | 61           | 211          | 851            | 678            | 806            | 265            | 519            | 263           | 133                              | 150                        |
| 5 persons   | 2 814                                   | -               | -            | 67           | 127          | 529            | 351            | 852            | 202            | 412            | -             | 274                              | 156                        |
| 6 persons   | 1 461                                   | -               | -            | -            | 67           | 196            | 199            | 136            | 329            | 399            | 69            | 67                               | 163                        |
| 7 persons or more   | 2 967                                   | -               | -            | 130          | 133          | 782            | 655            | 402            | 269            | 400            | -             | 196                              | 138                        |
| Female head, total  | 6 484                                   | 133             | 533          | 849          | 1 579        | 1 131          | 1 062          | 469            | 67             | 194            | -             | 467                              | 99                         |
| Females heading families with-  |   |                 |              |              |              |                |                |                |                |                |               |                                  |                            |
| 2 persons   | 1 563                                   | -               | 203          | -            | 539          | 203            | 267            | 206            | -              | -              | -             | 145                              | 99                         |
| 3 persons   | 2 291                                   | -               | 200          | 387          | 516          | 457            | 402            | 130            | -              | 133            | -             | 66                               | 100                        |
| 4 persons   | 1 041                                   | -               | -            | 129          | 260          | 269            | 130            | 67             | -              | 61             | -             | 127                              | 106                        |
| 5 persons   | 928                                     | 67              | 130          | 133          | -            | 136            | 200            | 67             | 67             | -              | -             | 130                              | 113                        |
| 6 persons   | 525                                     | 67              | -            | 133          | 196          | 67             | 63             | -              | -              | -              | -             | 66                               | 86                         |
| 7 persons or more   | 136                                     | -               | -            | 67           | 69           | -              | -              | -              | -              | -              | -             | -                                | 80                         |

<sup>1</sup> Not used in computing median. <sup>2</sup> Persons 16 to 64 years, not in school. <sup>3</sup> Families with children under 18 years; family heads 16 to 64 years, not in school.



Table 7b. **Weekly Earnings of Full-Time Wage and Salary Workers, by Age and Sex, Family Status, Educational Attainment, and Family Size: White**

| Age and Sex<br>Family Status<br>Educational Attainment<br>Family Size | Total<br>full-time<br>wage and<br>salary<br>workers | Weekly earnings <sup>2</sup> |                 |                 |                 |                   |                   |                   |                   |                   |                  | Median<br>weekly<br>earnings<br>(dollars) |                               |
|---|---|------------------------------|-----------------|-----------------|-----------------|-------------------|-------------------|-------------------|-------------------|-------------------|------------------|---|-------------------------------|
|   |   | Less than<br>\$50            | \$50 to<br>\$64 | \$65 to<br>\$79 | \$80 to<br>\$99 | \$100 to<br>\$124 | \$125 to<br>\$149 | \$150 to<br>\$174 | \$175 to<br>\$199 | \$200 to<br>\$299 | \$300<br>or more |   | No.<br>available <sup>1</sup> |
| <b>AGE AND SEX</b>  |   |                              |                 |                 |                 |                   |                   |                   |                   |                   |                  |   |                               |
| Total, 16 years and over  | 52 452  | 2 564                        | 2 272           | 8 380           | 10 137          | 9 265             | 5 363             | 5 148             | 1 914             | 3 424             | 766              | 3 219                                     | 104                           |
| Male, total   | 32 051  | 871                          | 848             | 2 926           | 6 389           | 6 258             | 3 937             | 3 752             | 1 167             | 2 911             | 632              | 2 360                                     | 119                           |
| 16 to 21 years, total   | 2 728   | 60                           | 244             | 434             | 1 047           | 504               | 187               | 60                | -                 | -                 | -                | 191                                       | 91                            |
| 16 to 21 years, not in school   | 2 422   | 60                           | 184             | 434             | 802             | 504               | 187               | 60                | -                 | -                 | -                | 191                                       | 92                            |
| 22 to 34 years, total   | 10 970  | 198                          | 279             | 1 792           | 2 761           | 2 236             | 1 072             | 1 319             | 215               | 683               | -                | 416                                       | 103                           |
| 22 to 34 years, veteran of Vietnam                                    | 772   | 64                           | -               | 64              | 152             | 60                | 221               | 151               | -                 | -                 | -                | 60  | 150                           |
| 25 to 34 years  | 8 103   | 134                          | 158             | 1 178           | 1 954           | 1 612             | 758               | 1 119             | 152               | 683               | -                | 355                                       | 107                           |
| 35 to 44 years  | 8 285   | 216                          | 139             | 347             | 1 442           | 1 824             | 1 096             | 988               | 450               | 729               | -                | 551                                       | 123                           |
| 45 to 54 years  | 5 263   | 142                          | 93              | 260             | 669             | 846               | 727               | 733               | 502               | 525               | 207              | 558                                       | 137                           |
| 55 to 64 years  | 4 148   | 201                          | 92              | 93              | 471             | 654               | 651               | 580               | -                 | 906               | 74               | 424                                       | 138                           |
| 65 years and over   | 658   | 54                           | -               | -               | -               | 193               | 204               | 71                | -                 | 67                | -                | 69  | 131                           |
| 40 to 64 years  | 13 228  | 411                          | 325             | 440             | 1 509           | 2 240             | 1 697             | 1 802             | 629               | 2 097             | 544              | 1 533                                     | 139                           |
| Female, total   | 20 401  | 1 693                        | 1 424           | 5 454           | 3 748           | 3 007             | 1 426             | 1 396             | 747               | 513               | 134              | 859                                       | 88                            |
| 16 to 21 years, total   | 1 984   | 121                          | 121             | 870             | 496             | 193               | 123               | -                 | -                 | -                 | -                | 60  | 77                            |
| 16 to 21 years, not in school   | 1 558   | 60                           | 121             | 746             | 314             | 193               | 123               | -                 | -                 | -                 | -                | 60  | 77                            |
| 22 to 34 years, total   | 6 701   | 297                          | 571             | 2 035           | 1 111           | 1 405             | 199               | 381               | 191               | 186               | -                | 325                                       | 86                            |
| 22 to 34 years, veteran of Vietnam                                    | 4 173   | 236                          | 445             | 1 356           | 702             | 524               | 199               | 133               | 127               | 186               | -                | 264                                       | 79                            |
| 25 to 34 years  | 4 142   | 245                          | 461             | 1 289           | 781             | 321               | 197               | 387               | 136               | -                 | 64               | 261                                       | 80                            |
| 35 to 44 years  | 4 018   | 364                          | 202             | 843             | 625             | 744               | 584               | 209               | 208               | 123               | 71               | 71  | 102                           |
| 45 to 54 years  | 2 860   | 559                          | -               | 350             | 546             | 279               | 353               | 350               | 144               | 138               | -                | 141                                       | 101                           |
| 55 to 64 years  | 700   | 107                          | 69              | 66              | 188             | 66                | -                 | 69                | 69                | 66                | -                | -   | 97                            |
| 65 years and over   | 8 386   | 1 050                        | 532             | 1 460           | 1 562           | 1 153             | 907               | 626               | 421               | 261               | 71               | 343                                       | 95                            |
| 40 to 64 years  | 13 228  | 411                          | 325             | 440             | 1 509           | 2 240             | 1 697             | 1 802             | 629               | 2 097             | 544              | 1 533                                     | 139                           |
| <b>FAMILY STATUS<sup>3</sup></b>                                      |   |                              |                 |                 |                 |                   |                   |                   |                   |                   |                  |   |                               |
| Male, total   | 30 705  | 817                          | 788             | 2 862           | 6 144           | 5 746             | 3 733             | 3 681             | 1 167             | 2 844             | 632              | 2 291                                     | 116                           |
| Family head   | 16 345  | 376                          | 307             | 888             | 2 630           | 4 059             | 2 265             | 2 144             | 609               | 1 728             | 133              | 1 205                                     | 121                           |
| Family member   | 2 807   | 144                          | 123             | 537             | 892             | 386               | 380               | 168               | 88                | 88                | -                | 89  | 93                            |
| Unrelated individual  | 11 553  | 297                          | 358             | 1 437           | 2 622           | 1 300             | 1 089             | 1 369             | 559               | 1 028             | 498              | 997                                       | 111                           |
| Female, total   | 18 797  | 1 525                        | 1 355           | 5 204           | 3 216           | 2 749             | 1 426             | 1 327             | 615               | 447               | 134              | 798                                       | 87                            |
| Family head   | 2 946   | 51                           | 241             | 644             | 516             | 658               | 406               | 209               | -                 | -                 | 134              | 67  | 99                            |
| No children under 18 years  | 1 082   | -                            | -               | 262             | 135             | 202               | 141               | 142               | -                 | -                 | 134              | 67  | 114                           |
| Children 6 to 17 years only   | 918   | -                            | 127             | 208             | 251             | 265               | 67                | -                 | -                 | -                 | -                | -   | 90                            |
| Children under 6 years  | 946   | 51                           | 114             | 195             | 130             | 191               | 198               | 67                | -                 | -                 | -                | -   | 97                            |
| Wife of head  | 6 548   | 543                          | 458             | 2 703           | 1 127           | 465               | 71                | 402               | 201               | 67                | -                | 527                                       | 76                            |
| No children under 18 years  | 3 878   | 417                          | 201             | 1 552           | 745             | 200               | 71                | 276               | 74                | 67                | -                | 276                                       | 78                            |
| Children 6 to 17 years only   | 716   | -                            | 197             | 261             | 64              | 131               | -                 | -                 | -                 | -                 | -                | 64  | 72                            |
| Children under 6 years  | 1 970   | 127                          | 60              | 890             | 318             | 133               | -                 | 127               | 127               | -                 | -                | 188                                       | 77                            |
| Other family member   | 3 195   | 195                          | 195             | 999             | 637             | 572               | 191               | 205               | 67                | 67                | -                | 67  | 86                            |
| Unrelated individual  | 6 092   | 737                          | 460             | 838             | 936             | 1 054             | 759               | 511               | 347               | 313               | -                | 137                                       | 107                           |
| <b>EDUCATIONAL ATTAINMENT<sup>3</sup></b>                             |   |                              |                 |                 |                 |                   |                   |                   |                   |                   |                  |   |                               |
| Male, total   | 30 705  | 817                          | 788             | 2 862           | 6 144           | 5 746             | 3 733             | 3 681             | 1 167             | 2 844             | 632              | 2 291                                     | 116                           |
| Elementary: 7 years or less   | 9 772   | 207                          | 494             | 1 509           | 2 886           | 2 267             | 1 056             | 603               | 205               | 262               | 66               | 219                                       | 98                            |
| 8 years   | 2 156   | -                            | 70              | 171             | 383             | 681               | 138               | 317               | 152               | 177               | -                | 67  | 115                           |
| High school: 1 to 3 years   | 5 409   | 156                          | -               | 740             | 854             | 640               | 992               | 696               | 88                | 667               | 74               | 502                                       | 127                           |
| 4 years   | 6 814   | 334                          | 60              | 382             | 1 144           | 1 406             | 730               | 931               | 356               | 467               | 74               | 930                                       | 119                           |
| College: 1 year or more   | 6 554   | 120                          | 163             | 60              | 878             | 751               | 818               | 1 134             | 366               | 1 271             | 418              | 574                                       | 155                           |
| Female, total   | 18 797  | 1 525                        | 1 355           | 5 204           | 3 216           | 2 749             | 1 426             | 1 327             | 615               | 447               | 134              | 798                                       | 87                            |
| Elementary: 7 years or less   | 5 272   | 576                          | 655             | 2 480           | 1 229           | 131               | -                 | 67                | -                 | -                 | -                | 134                                       | 73                            |
| 8 years   | 1 641   | 131                          | 198             | 456             | 264             | 331               | 198               | -                 | -                 | -                 | -                | 64  | 80                            |
| High school: 1 to 3 years   | 2 678   | 130                          | 242             | 788             | 730             | 321               | 67                | 138               | -                 | 67                | -                | 195                                       | 82                            |
| 4 years   | 5 201   | 144                          | 127             | 1 224           | 603             | 1 064             | 612               | 680               | 214               | 194               | -                | 339                                       | 108                           |
| College: 1 year or more   | 4 005   | 543                          | 134             | 256             | 390             | 903               | 549               | 442               | 401               | 186               | 134              | 67  | 126                           |
| <b>FAMILY SIZE BY FAMILY HEAD<sup>3</sup></b>                         |   |                              |                 |                 |                 |                   |                   |                   |                   |                   |                  |   |                               |
| Male head, total  | 8 802   | 114                          | 153             | 565             | 1 243           | 2 491             | 1 109             | 1 150             | 478               | 703               | 133              | 663                                       | 120                           |
| Males heading families with-  |   |                              |                 |                 |                 |                   |                   |                   |                   |                   |                  |   |                               |
| 2 persons   | 176   | -                            | -               | -               | -               | 176               | -                 | -                 | -                 | -                 | -                | -   | 113                           |
| 3 persons   | 2 311   | -                            | 60              | 251             | 185             | 446               | 459               | 254               | -                 | 254               | 66               | 337                                       | 127                           |
| 4 persons   | 2 243   | 51                           | -               | 251             | 484             | 627               | 121               | 131               | 351               | 64                | 67               | 127                                       | 112                           |
| 5 persons   | 1 138   | -                            | 92              | -               | 191             | 322               | 167               | 191               | -                 | 195               | -                | -   | 122                           |
| 6 persons   | 1 328   | -                            | -               | -               | 260             | 408               | 191               | 191               | 64                | 127               | -                | 67  | 121                           |
| 7 persons or more   | 1 605   | 64                           | -               | 64              | 134             | 511               | 191               | 384               | 64                | 64                | -                | 131                                       | 123                           |
| Female head, total  | 2 066   | 51                           | 241             | 468             | 382             | 456               | 265               | 136               | -                 | -                 | -                | 67  | 93                            |
| Females heading families with-  |   |                              |                 |                 |                 |                   |                   |                   |                   |                   |                  |   |                               |
| 2 persons   | 542   | -                            | -               | 208             | 67              | 134               | 67                | -                 | -                 | -                 | -                | 67  | 89                            |
| 3 persons   | 748   | 51                           | 178             | 197             | 124             | 131               | 67                | -                 | -                 | -                 | -                | -   | 76                            |
| 4 persons   | 322   | -                            | -               | 64              | 64              | 127               | -                 | 67                | -                 | -                 | -                | -   | 107                           |
| 5 persons   | 327   | -                            | 64              | -               | 64              | 64                | 67                | 69                | -                 | -                 | -                | -   | 114                           |
| 6 persons   | 64  | -                            | -               | -               | 64              | -                 | -                 | -                 | -                 | -                 | -                | -   | 90                            |
| 7 persons or more   | 64  | -                            | -               | -               | -               | -                 | 64                | -                 | -                 | -                 | -                | -   | 158                           |

<sup>1</sup> Not used in computing median. <sup>2</sup> Persons 16 to 64 years, not in school. <sup>3</sup> Families with children under 18 years; family heads 16 to 64 years, not in school.

**Table 8. Weekly Earnings of Full-Time Wage and Salary Workers, by Major Occupation and Industry Groups and Hours of Work; All Races**

[Limited to persons 16 to 64 years, not in school]

| Major Occupation Group<br>Major Industry Group<br>Hours of Work    | Total<br>full-time<br>wage and<br>salary<br>workers | Weekly earnings   |                 |                 |                 |                   |                   |                   |                   |                   |                  |                               | Median<br>weekly<br>earnings<br>(dollars) |            |
|--|---|-------------------|-----------------|-----------------|-----------------|-------------------|-------------------|-------------------|-------------------|-------------------|------------------|-------------------------------|---|------------|
|  |   | Less than<br>\$50 | \$50 to<br>\$64 | \$65 to<br>\$79 | \$80 to<br>\$99 | \$100 to<br>\$124 | \$125 to<br>\$149 | \$150 to<br>\$174 | \$175 to<br>\$199 | \$200 to<br>\$299 | \$300<br>or more | Not<br>available <sup>1</sup> |   |            |
| <b>MAJOR OCCUPATION GROUP</b>                                      |   |                   |                 |                 |                 |                   |                   |                   |                   |                   |                  |                               |   |            |
| Total employed .....   | 113 647   | 3 312             | 4 437           | 13 574          | 17 546          | 20 436            | 15 785            | 13 239            | 4 715             | 9 681             | 1 777            | 9 144                         |   | 117        |
| Professional and technical .....                                   | 9 810   | 317               | 67              | 188             | 576             | 1 137             | 881               | 1 229             | 769               | 2 295             | 978              | 1 373                         |   | 175        |
| Managerial and administrative .....                                | 4 088   | 564               | 137             | 56              | 121             | 405               | 607               | 642               | 353               | 793               | 140              | 269                           |   | 155        |
| Sales .....  | 3 017   | 67                | 160             | 331             | 388             | 260               | 314               | 297               | 336               | 491               | -                | 374                           |   | 134        |
| Clerical .....   | 19 968  | 498               | 200             | 1 198           | 3 462           | 5 022             | 3 564             | 2 763             | 845               | 841               | 155              | 1 419                         |   | 120        |
| Craftsmen and foremen .....  | 11 218  | 84                | 258             | 637             | 710             | 2 694             | 1 121             | 2 087             | 471               | 2 047             | 171              | 938                           |   | 142        |
| Operatives, except transportation .....                            | 28 140  | 652               | 1 249           | 6 122           | 6 178           | 5 055             | 3 536             | 2 581             | 425               | 851               | 67               | 1 425                         |   | 97         |
| Transport equipment operatives .....                               | 5 807   | -                 | -               | 523             | 486             | 364               | 1 060             | 970               | 374               | 1 214             | -                | 815                           |   | 152        |
| Laborers, except farm .....  | 6 228   | 175               | 217             | 333             | 1 382           | 745               | 1 239             | 1 091             | 618               | 227               | 64               | 135                           |   | 129        |
| Service workers, except private household .....                    | 21 940  | 552               | 1 410           | 3 282           | 3 603           | 4 559             | 3 463             | 1 509             | 521               | 922               | 203              | 1 916                         |   | 106        |
| Private household workers .....                                    | 3 075   | 403               | 739             | 835             | 552             | 70                | -                 | 69                | -                 | -                 | -                | 407                           |   | 68         |
| Farmers and farm managers .....                                    | -   | -                 | -               | -               | -               | -                 | -                 | -                 | -                 | -                 | -                | -                             |   | 0          |
| Farm laborers and foremen .....                                    | 356   | -                 | -               | 70              | 89              | 124               | -                 | -                 | -                 | -                 | -                | 74                            |   | 96         |
| Not available .....  | -   | -                 | -               | -               | -               | -                 | -                 | -                 | -                 | -                 | -                | -                             |   | 0          |
| <b>Male, total</b> .....   | <b>68 471</b>                                       | <b>1 104</b>      | <b>1 481</b>    | <b>4 561</b>    | <b>9 309</b>    | <b>12 517</b>     | <b>10 228</b>     | <b>10 202</b>     | <b>3 640</b>      | <b>8 511</b>      | <b>1 307</b>     | <b>5 610</b>                  |   | <b>131</b> |
| Professional and technical .....                                   | 4 927   | -                 | -               | 124             | 184             | 257               | 211               | 704               | 382               | 1 717             | 508              | 839                           |   | 211        |
| Managerial and administrative .....                                | 2 944   | 69                | 70              | -               | 61              | 344               | 471               | 589               | 217               | 793               | 140              | 134                           |   | 164        |
| Sales .....  | 2 016   | -                 | 93              | -               | 322             | 131               | 314               | 227               | 196               | 425               | -                | 307                           |   | 150        |
| Clerical .....   | 6 659   | 201               | -               | 182             | 655             | 1 243             | 1 274             | 1 435             | 573               | 449               | 155              | 494                           |   | 141        |
| Craftsmen and foremen .....  | 10 159  | 84                | 70              | 440             | 710             | 2 485             | 921               | 1 956             | 471               | 2 047             | 171              | 805                           |   | 149        |
| Operatives, except transportation .....                            | 16 029  | 144               | 277             | 1 162           | 3 465           | 3 855             | 2 857             | 2 046             | 355               | 851               | 67               | 951                           |   | 116        |
| Transport equipment operatives .....                               | 5 741   | -                 | -               | 523             | 486             | 364               | 1 060             | 904               | 374               | 1 214             | -                | 815                           |   | 151        |
| Laborers, except farm .....  | 5 835   | 175               | 151             | 272             | 1 186           | 745               | 1 170             | 1 091             | 618               | 227               | 64               | 135                           |   | 132        |
| Service workers, except private household .....                    | 13 533  | 348               | 820             | 1 638           | 2 058           | 2 968             | 1 951             | 1 250             | 454               | 788               | 203              | 1 056                         |   | 112        |
| Private household workers .....                                    | -   | 272               | -               | 95              | 94              | -                 | -                 | -                 | -                 | -                 | -                | -                             |   | 73         |
| Farmers and farm managers .....                                    | -   | -                 | -               | -               | -               | -                 | -                 | -                 | -                 | -                 | -                | -                             |   | 0          |
| Farm laborers and foremen .....                                    | 356   | -                 | -               | 70              | 89              | 124               | -                 | -                 | -                 | -                 | -                | 74                            |   | 96         |
| Not available .....  | -   | -                 | -               | -               | -               | -                 | -                 | -                 | -                 | -                 | -                | -                             |   | 0          |
| <b>Female, total</b> .....   | <b>45 176</b>                                       | <b>2 208</b>      | <b>2 956</b>    | <b>9 014</b>    | <b>8 238</b>    | <b>7 919</b>      | <b>5 557</b>      | <b>3 037</b>      | <b>1 074</b>      | <b>1 170</b>      | <b>470</b>       | <b>3 533</b>                  |   | <b>97</b>  |
| Professional and technical .....                                   | 4 883   | 317               | 67              | 64              | 392             | 880               | 670               | 525               | 388               | 577               | 470              | 534                           |   | 148        |
| Managerial and administrative .....                                | 1 144   | 495               | 67              | -               | 60              | 61                | 137               | 53                | 137               | -                 | -                | 134                           |   | 97         |
| Sales .....  | 1 001   | 67                | 67              | 331             | 66              | 129               | -                 | 70                | 140               | 66                | -                | 66                            |   | 81         |
| Clerical .....   | 13 309  | 297               | 200             | 1 016           | 2 808           | 3 779             | 2 290             | 1 328             | 273               | 392               | -                | 925                           |   | 113        |
| Craftsmen and foremen .....  | 1 059   | -                 | 188             | 197             | -               | 209               | 200               | 131               | -                 | -                 | -                | 133                           |   | 109        |
| Operatives, except transportation .....                            | 12 111  | 508               | 971             | 4 961           | 2 713           | 1 200             | 679               | 536               | 70                | -                 | -                | 473                           |   | 78         |
| Transport equipment operatives .....                               | 66  | -                 | -               | -               | -               | -                 | -                 | 66                | -                 | -                 | -                | -                             |   | 162        |
| Laborers, except farm .....  | 393   | 67                | 60              | 196             | -               | 70                | -                 | -                 | -                 | -                 | -                | -                             |   | 87         |
| Service workers, except private household .....                    | 8 407   | 204               | 589             | 1 645           | 1 545           | 1 591             | 1 512             | 259               | 67                | 135               | -                | 861                           |   | 97         |
| Private household workers .....                                    | 2 803   | 320               | 739             | 740             | 458             | 70                | -                 | 69                | -                 | -                 | -                | 407                           |   | 68         |
| Farmers and farm managers .....                                    | -   | -                 | -               | -               | -               | -                 | -                 | -                 | -                 | -                 | -                | -                             |   | 0          |
| Farm laborers and foremen .....                                    | -   | -                 | -               | -               | -               | -                 | -                 | -                 | -                 | -                 | -                | -                             |   | 0          |
| Not available .....  | -   | -                 | -               | -               | -               | -                 | -                 | -                 | -                 | -                 | -                | -                             |   | 0          |
| <b>MAJOR INDUSTRY GROUP</b>  |   |                   |                 |                 |                 |                   |                   |                   |                   |                   |                  |                               |   |            |
| <b>Male, total</b> .....   | <b>68 471</b>                                       | <b>1 104</b>      | <b>1 481</b>    | <b>4 561</b>    | <b>9 309</b>    | <b>12 517</b>     | <b>10 228</b>     | <b>10 202</b>     | <b>3 640</b>      | <b>8 511</b>      | <b>1 307</b>     | <b>5 610</b>                  |   | <b>131</b> |
| <b>Private Wage and Salary Worker</b>                              |   |                   |                 |                 |                 |                   |                   |                   |                   |                   |                  |                               |   |            |
| Agriculture, forestry, and fisheries .....                         | 641   | -                 | -               | 70              | 152             | 124               | 67                | 64                | -                 | -                 | -                | 165                           |   | 103        |
| Mining .....   | -   | -                 | -               | -               | -               | -                 | -                 | -                 | -                 | -                 | -                | -                             |   | 0          |
| Construction .....   | 2 385   | -                 | -               | -               | 162             | 324               | 117               | 130               | 539               | 731               | -                | 383                           |   | 187        |
| Durable goods manufacturing .....                                  | 15 342  | 294               | -               | 819             | 2 107           | 3 376             | 2 637             | 2 721             | 809               | 1 255             | 287              | 1 039                         |   | 131        |
| Nondurable goods manufacturing .....                               | 8 125   | 56                | -               | 444             | 1 454           | 2 187             | 1 833             | 801               | 292               | 666               | -                | 393                           |   | 122        |
| Transportation, communication, and other<br>public utilities ..... | 4 238   | -                 | -               | 204             | 405             | 493               | 356               | 915               | 304               | 1 259             | -                | 301                           |   | 164        |
| Wholesale and retail trade .....                                   | 12 590  | 71                | 418             | 1 444           | 1 996           | 1 786             | 2 065             | 2 084             | 506               | 1 084             | -                | 1 135                         |   | 125        |
| Finance, insurance, and real estate .....                          | 1 488   | -                 | -               | 64              | 121             | 248               | 242               | 64                | 292               | 220               | 220              | 237                           |   | 145        |
| Business and repair services .....                                 | 4 732   | -                 | 132             | 393             | 1 042           | 1 124             | 496               | 704               | 281               | 138               | -                | 423                           |   | 113        |
| Personal services .....  | 3 679   | 266               | 534             | 727             | 790             | 497               | 492               | -                 | 67                | -                 | 74               | 232                           |   | 85         |
| Professional services and entertainment .....                      | 4 308   | 277               | 309             | 127             | 564             | 801               | 330               | 799               | -                 | 450               | 141              | 511                           |   | 120        |
| <b>Government<sup>2</sup></b>                                      |   |                   |                 |                 |                 |                   |                   |                   |                   |                   |                  |                               |   |            |
| Educational services .....   | 1 693   | -                 | -               | 205             | 80              | 121               | 160               | 308               | -                 | 509               | 88               | 224                           |   | 164        |
| All other government services .....                                | 9 250   | 140               | 88              | 64              | 435             | 1 437             | 1 433             | 1 614             | 843               | 2 129             | 498              | 569                           |   | 162        |
| Not available .....  | -   | -                 | -               | -               | -               | -                 | -                 | -                 | -                 | -                 | -                | -                             |   | 0          |
| <b>Female, total</b> .....   | <b>45 176</b>                                       | <b>2 208</b>      | <b>2 956</b>    | <b>9 014</b>    | <b>8 238</b>    | <b>7 919</b>      | <b>5 557</b>      | <b>3 037</b>      | <b>1 074</b>      | <b>1 170</b>      | <b>470</b>       | <b>3 533</b>                  |   | <b>97</b>  |
| <b>Private Wage and Salary Worker</b>                              |   |                   |                 |                 |                 |                   |                   |                   |                   |                   |                  |                               |   |            |
| Agriculture, forestry, and fisheries .....                         | -   | -                 | -               | -               | -               | -                 | -                 | -                 | -                 | -                 | -                | -                             |   | 0          |
| Mining .....   | 69  | -                 | -               | -               | -               | -                 | 69                | -                 | -                 | -                 | -                | -                             |   | 137        |
| Construction .....   | 67  | -                 | -               | -               | -               | -                 | -                 | -                 | -                 | -                 | -                | -                             |   | 0          |
| Durable goods manufacturing .....                                  | 4 163   | 130               | 175             | 992             | 518             | 921               | 742               | 479               | 66                | -                 | -                | 141                           |   | 105        |
| Nondurable goods manufacturing .....                               | 8 404   | 381               | 523             | 3 552           | 2 028           | 543               | 398               | 389               | 137               | 67                | -                | 387                           |   | 78         |
| Transportation, communication, and other<br>public utilities ..... | 1 093   | -                 | 67              | 121             | 127             | 378               | 70                | 137               | 70                | 56                | -                | 67                            |   | 113        |
| Wholesale and retail trade .....                                   | 5 101   | 134               | 657             | 1 021           | 1 140           | 939               | 340               | 395               | 140               | -                 | 67               | 268                           |   | 91         |
| Finance, insurance, and real estate .....                          | 2 758   | 265               | 67              | 257             | 450             | 643               | 268               | 270               | 70                | 132               | -                | 335                           |   | 108        |
| Business and repair services .....                                 | 1 331   | -                 | 67              | 207             | 273             | 588               | 196               | -                 | -                 | -                 | -                | -                             |   | 105        |
| Personal services .....  | 5 243   | 386               | 1 070           | 1 734           | 915             | 276               | 132               | 122               | -                 | 67                | -                | 542                           |   | 73         |
| Professional services and entertainment .....                      | 8 473   | 778               | 197             | 930             | 1 739           | 1 654             | 1 131             | 451               | 454               | 538               | 71               | 529                           |   | 110        |
| <b>Government<sup>2</sup></b>                                      |   |                   |                 |                 |                 |                   |                   |                   |                   |                   |                  |                               |   |            |
| Educational services .....   | 1 988   | 67                | -               | 67              | 130             | 332               | 602               | 66                | -                 | 130               | 133              | 462                           |   | 132        |
| All other government services .....                                | 6 484   | 67                | 133             | 133             | 917             | 1 645             | 1 608             | 729               | 136               | 180               | 200              | 736                           |   | 125        |
| Not available .....  | -   | -                 | -               | -               | -               | -                 | -                 | -                 | -                 | -                 | -                | -                             |   | 0          |

<sup>1</sup>Not used in computing median. <sup>2</sup>Government class of worker.

**Table 8. Weekly Earnings of Full-Time Wage and Salary Workers, by Major Occupation and Industry Groups and Hours of Work: All Races—Continued**

(Limited to persons 16 to 64 years, not in school)

| Major Occupation Group<br>Major Industry Group<br>Hours of Work | Total full-time wage and salary workers | Weekly earnings |              |              |              |                |                |                |                |                |               | Median weekly earnings (dollars) |                            |
|---|---|-----------------|--------------|--------------|--------------|----------------|----------------|----------------|----------------|----------------|---------------|----------------------------------|----------------------------|
|   |   | Less than \$50  | \$50 to \$64 | \$65 to \$79 | \$80 to \$99 | \$100 to \$124 | \$125 to \$149 | \$150 to \$174 | \$175 to \$199 | \$200 to \$299 | \$300 or more |                                  | Not available <sup>1</sup> |
| <b>HOURS OF WORK</b>  |   |                 |              |              |              |                |                |                |                |                |               |                                  |                            |
| Male, total.....  | 68 471                                  | 1 104           | 1 481        | 4 561        | 9 309        | 12 517         | 10 228         | 10 202         | 3 640          | 8 511          | 1 307         | 5 610                            | 131                        |
| 35 to 39 hours.....   | 2 089                                   | -               | 231          | 304          | 398          | 127            | 194            | 215            | 67             | 225            | -             | 328                              | 97                         |
| 40 hours.....   | 49 145                                  | 763             | 834          | 3 266        | 7 345        | 9 848          | 7 275          | 7 239          | 2 398          | 5 132          | 901           | 4 124                            | 127                        |
| 41 to 47 hours.....   | 5 011                                   | 68              | -            | 253          | 573          | 749            | 851            | 1 090          | 442            | 623            | -             | 362                              | 145                        |
| 48 hours.....   | 3 957                                   | 56              | 221          | 332          | 260          | 753            | 617            | 766            | 158            | 422            | 136           | 236                              | 135                        |
| 49 to 59 hours.....   | 5 433                                   | 216             | 126          | 218          | 464          | 692            | 1 094          | 633            | 440            | 1 064          | 67            | 419                              | 144                        |
| 60 hours or more.....   | 2 836                                   | -               | 70           | 187          | 270          | 348            | 198            | 260            | 136            | 1 025          | 203           | 140                              | 178                        |
| Female, total.....  | 45 176                                  | 2 208           | 2 956        | 9 014        | 8 238        | 7 919          | 5 557          | 3 037          | 1 074          | 1 170          | 470           | 3 533                            | 97                         |
| 35 to 39 hours.....   | 3 266                                   | 367             | 203          | 965          | 862          | 598            | 70             | 133            | -              | -              | -             | 67                               | 81                         |
| 40 hours.....   | 36 069                                  | 1 297           | 2 416        | 7 201        | 6 521        | 6 468          | 4 680          | 2 578          | 801            | 775            | 266           | 3 066                            | 98                         |
| 41 to 47 hours.....   | 2 271                                   | 71              | 136          | 394          | 395          | 266            | 541            | 67             | 141            | 67             | 67            | 127                              | 107                        |
| 48 hours.....   | 1 686                                   | 183             | 133          | 320          | 61           | 393            | 200            | 193            | -              | 67             | 67            | 69                               | 111                        |
| 49 to 59 hours.....   | 1 288                                   | 290             | -            | 133          | 268          | 194            | -              | -              | 132            | 67             | -             | 205                              | 93                         |
| 60 hours or more.....   | 596                                     | -               | 67           | -            | 131          | -              | 67             | 66             | -              | 194            | 71            | -                                | 163                        |

<sup>1</sup> Not used in computing median.

Table 8a. **Weekly Earnings of Full-Time Wage and Salary Workers, by Major Occupation and Industry Groups and Hours of Work: Negro**

(Limited to persons 16 to 64 years, not in school)

| Major Occupation Group<br>Major Industry Group<br>Hours of Work | Total full-time wage and salary workers | Weekly earnings |              |              |              |                |                |                |                |                |                            |                            | Median weekly earnings (dollars) |  |
|---|---|-----------------|--------------|--------------|--------------|----------------|----------------|----------------|----------------|----------------|----------------------------|----------------------------|----------------------------------|--|
|   |   | Less than \$50  | \$50 to \$64 | \$65 to \$79 | \$80 to \$99 | \$100 to \$124 | \$125 to \$149 | \$150 to \$174 | \$175 to \$199 | \$200 to \$299 | \$300 or more <sup>1</sup> | Not available <sup>1</sup> |                                  |  |
| <b>MAJOR OCCUPATION GROUP<sup>2</sup></b>                       |   |                 |              |              |              |                |                |                |                |                |                            |                            |                                  |  |
| Total employed  | 55 636                                  | 732             | 2 002        | 4 560        | 7 188        | 11 112         | 9 040          | 7 133          | 2 429          | 5 032          | 817                        | 5 590                      | 124                              |  |
| Professional and technical                                      | 3 888                                   | -               | 67           | -            | 254          | 742            | 266            | 129            | 297            | 972            | 538                        | 623                        | 190                              |  |
| Managerial and administrative                                   | 1 408                                   | 69              | 70           | -            | 61           | 124            | 287            | 343            | 69             | 196            | 66                         | 124                        | 152                              |  |
| Sales   | 1 404                                   | -               | 67           | 136          | 66           | 66             | 157            | 297            | 196            | 290            | -                          | 130                        | 162                              |  |
| Clerical  | 10 694                                  | 188             | 67           | 623          | 2 053        | 2 504          | 2 022          | 1 371          | 424            | 427            | -                          | 1 016                      | 119                              |  |
| Craftsmen and foremen   | 5 046                                   | -               | 61           | 165          | 146          | 1 221          | 547            | 1 011          | 340            | 1 054          | 84                         | 419                        | 154                              |  |
| Operatives, except transportation                               | 9 907                                   | 66              | 479          | 1 262        | 1 593        | 2 402          | 1 735          | 1 276          | 202            | 320            | 67                         | 505                        | 114                              |  |
| Transport equipment operatives                                  | 4 307                                   | -               | -            | 363          | 298          | 364            | 842            | 545            | 231            | 1 075          | -                          | 590                        | 150                              |  |
| Laborers, except farm   | 3 125                                   | -               | 67           | -            | 511          | 306            | 853            | 739            | 287            | 227            | -                          | 135                        | 143                              |  |
| Service workers, except private household                       | 13 643                                  | 133             | 654          | 1 454        | 1 850        | 3 384          | 2 332          | 1 353          | 383            | 471            | 63                         | 1 568                      | 114                              |  |
| Private household workers                                       | 2 139                                   | 276             | 473          | 558          | 357          | -              | -              | 69             | -              | -              | -                          | 407                        | 68                               |  |
| Farmers and farm managers                                       | -                                       | -               | -            | -            | -            | -              | -              | -              | -              | -              | -                          | -                          | 0                                |  |
| Farm laborers and foremen                                       | 74                                      | -               | -            | -            | -            | -              | -              | -              | -              | -              | -                          | 74                         | 0                                |  |
| Not available   | -                                       | -               | -            | -            | -            | -              | -              | -              | -              | -              | -                          | -                          | 0                                |  |
| <b>Male, total</b>  | <b>32 569</b>                           | <b>152</b>      | <b>468</b>   | <b>1 327</b> | <b>2 886</b> | <b>6 201</b>   | <b>5 571</b>   | <b>5 687</b>   | <b>2 164</b>   | <b>4 576</b>   | <b>548</b>                 | <b>2 989</b>               | <b>142</b>                       |  |
| Professional and technical                                      | 1 748                                   | -               | -            | -            | 121          | 63             | -              | 63             | 231            | 715            | 269                        | 287                        | 235                              |  |
| Managerial and administrative                                   | 1 219                                   | 69              | 70           | -            | 61           | 63             | 221            | 343            | 69             | 196            | 66                         | 64                         | 157                              |  |
| Sales   | 801                                     | -               | -            | -            | -            | -              | 157            | 227            | 129            | 225            | -                          | 64                         | 173                              |  |
| Clerical  | 3 598                                   | -               | -            | 182          | 361          | 587            | 608            | 788            | 358            | 294            | -                          | 420                        | 144                              |  |
| Craftsmen and foremen   | 4 650                                   | -               | -            | 165          | 146          | 1 082          | 483            | 1 011          | 340            | 1 054          | 84                         | 286                        | 158                              |  |
| Operatives, except transportation                               | 5 711                                   | -               | 147          | 206          | 655          | 1 674          | 1 262          | 878            | 202            | 320            | 67                         | 300                        | 125                              |  |
| Transport equipment operatives                                  | 4 307                                   | -               | -            | 363          | 298          | 364            | 842            | 545            | 231            | 1 075          | -                          | 590                        | 150                              |  |
| Laborers, except farm   | 2 926                                   | -               | -            | -            | 378          | 306            | 853            | 739            | 287            | 227            | -                          | 135                        | 146                              |  |
| Service workers, except private household                       | 7 264                                   | -               | 251          | 317          | 773          | 2 061          | 1 144          | 1 093          | 316            | 471            | 63                         | 774                        | 123                              |  |
| Private household workers                                       | 272                                     | 84              | -            | 95           | 94           | -              | -              | -              | -              | -              | -                          | -                          | 0                                |  |
| Farmers and farm managers                                       | -                                       | -               | -            | -            | -            | -              | -              | -              | -              | -              | -                          | 74                         | 0                                |  |
| Farm laborers and foremen                                       | 74                                      | -               | -            | -            | -            | -              | -              | -              | -              | -              | -                          | -                          | 0                                |  |
| Not available   | -                                       | -               | -            | -            | -            | -              | -              | -              | -              | -              | -                          | -                          | 0                                |  |
| <b>Female, total</b>  | <b>23 066</b>                           | <b>579</b>      | <b>1 534</b> | <b>3 233</b> | <b>4 302</b> | <b>4 911</b>   | <b>3 470</b>   | <b>1 446</b>   | <b>265</b>     | <b>456</b>     | <b>269</b>                 | <b>2 601</b>               | <b>103</b>                       |  |
| Professional and technical                                      | 2 140                                   | -               | 67           | -            | 133          | 679            | 266            | 67             | 67             | 257            | 269                        | 336                        | 127                              |  |
| Managerial and administrative                                   | 189                                     | -               | -            | -            | -            | 61             | 66             | -              | -              | -              | -                          | 63                         | 126                              |  |
| Sales   | 603                                     | -               | 67           | 136          | 66           | 66             | -              | 70             | 67             | 66             | -                          | 66                         | 100                              |  |
| Clerical  | 7 097                                   | 188             | 67           | 442          | 1 692        | 1 916          | 1 414          | 583            | 66             | 133            | -                          | 597                        | 112                              |  |
| Craftsmen and foremen   | 396                                     | -               | 61           | -            | -            | 139            | 63             | -              | -              | -              | -                          | 133                        | 113                              |  |
| Operatives, except transportation                               | 4 195                                   | 66              | 332          | 1 056        | 937          | 728            | 474            | 398            | -              | -              | -                          | 205                        | 92                               |  |
| Transport equipment operatives                                  | 200                                     | -               | -            | -            | -            | -              | -              | -              | -              | -              | -                          | -                          | 0                                |  |
| Laborers, except farm   | 200                                     | -               | 67           | -            | 133          | -              | -              | -              | -              | -              | -                          | -                          | 85                               |  |
| Service workers, except private household                       | 6 379                                   | 133             | 403          | 1 136        | 1 077        | 1 323          | 1 188          | 259            | 67             | -              | -                          | 794                        | 101                              |  |
| Private household workers                                       | 1 867                                   | 193             | 473          | 463          | 263          | -              | -              | 69             | -              | -              | -                          | 407                        | 67                               |  |
| Farmers and farm managers                                       | -                                       | -               | -            | -            | -            | -              | -              | -              | -              | -              | -                          | -                          | 0                                |  |
| Farm laborers and foremen                                       | -                                       | -               | -            | -            | -            | -              | -              | -              | -              | -              | -                          | -                          | 0                                |  |
| Not available   | -                                       | -               | -            | -            | -            | -              | -              | -              | -              | -              | -                          | -                          | 0                                |  |
| <b>MAJOR INDUSTRY GROUP</b>                                     |   |                 |              |              |              |                |                |                |                |                |                            |                            |                                  |  |
| <b>Male, total</b>  | <b>32 569</b>                           | <b>152</b>      | <b>468</b>   | <b>1 327</b> | <b>2 886</b> | <b>6 201</b>   | <b>5 571</b>   | <b>5 687</b>   | <b>2 164</b>   | <b>4 576</b>   | <b>548</b>                 | <b>2 989</b>               | <b>142</b>                       |  |
| <b>Private Wage and Salary Worker</b>                           |   |                 |              |              |              |                |                |                |                |                |                            |                            |                                  |  |
| Agriculture, forestry, and fisheries                            | 140                                     | -               | -            | -            | -            | -              | 67             | -              | -              | -              | -                          | 74                         | 137                              |  |
| Mining  | -                                       | -               | -            | -            | -            | -              | -              | -              | -              | -              | -                          | -                          | 0                                |  |
| Construction  | 1 361                                   | -               | -            | -            | 94           | 133            | -              | 63             | 295            | 598            | -                          | 178                        | 201                              |  |
| Durable goods manufacturing                                     | 6 167                                   | -               | -            | -            | 243          | 1 623          | 1 285          | 1 329          | 569            | 484            | 136                        | 498                        | 144                              |  |
| Nondurable goods manufacturing                                  | 2 748                                   | -               | -            | -            | 157          | 936            | 881            | 216            | 161            | 396            | -                          | -                          | 133                              |  |
| Transportation, communication, and other public utilities       | 3 063                                   | -               | -            | 204          | 160          | 493            | 290            | 618            | 160            | 910            | -                          | 227                        | 161                              |  |
| Wholesale and retail trade                                      | 5 664                                   | -               | 127          | 693          | 805          | 685            | 999            | 1 168          | 129            | 320            | -                          | 740                        | 129                              |  |
| Finance, insurance, and real estate                             | 703                                     | -               | -            | -            | 121          | 50             | 154            | -              | -              | 161            | 66                         | 149                        | 142                              |  |
| Business and repair services                                    | 2 030                                   | -               | -            | 216          | 422          | 538            | 196            | 394            | 129            | -              | -                          | 133                        | 114                              |  |
| Personal services   | 1 275                                   | 84              | 153          | 155          | 398          | 193            | 130            | -              | 67             | -              | -                          | 95                         | 90                               |  |
| Professional services and entertainment                         | 1 633                                   | -               | 188          | -            | 215          | 146            | 267            | 266            | -              | 136            | 67                         | 350                        | 134                              |  |
| <b>Government<sup>2</sup></b>                                   |   |                 |              |              |              |                |                |                |                |                |                            |                            |                                  |  |
| Educational services  | 988                                     | -               | -            | 61           | 80           | 121            | 160            | 244            | -              | 195            | -                          | 127                        | 151                              |  |
| All other government services                                   | 6 799                                   | 69              | -            | -            | 190          | 1 282          | 1 143          | 1 389          | 652            | 1 376          | 280                        | 418                        | 159                              |  |
| Not available   | -                                       | -               | -            | -            | -            | -              | -              | -              | -              | -              | -                          | -                          | 0                                |  |
| <b>Female, total</b>  | <b>23 066</b>                           | <b>579</b>      | <b>1 534</b> | <b>3 233</b> | <b>4 302</b> | <b>4 911</b>   | <b>3 470</b>   | <b>1 446</b>   | <b>265</b>     | <b>456</b>     | <b>269</b>                 | <b>2 601</b>               | <b>103</b>                       |  |
| <b>Private Wage and Salary Worker</b>                           |   |                 |              |              |              |                |                |                |                |                |                            |                            |                                  |  |
| Agriculture, forestry, and fisheries                            | -                                       | -               | -            | -            | -            | -              | -              | -              | -              | -              | -                          | -                          | 0                                |  |
| Mining  | 69                                      | -               | -            | -            | -            | -              | 69             | -              | -              | -              | -                          | -                          | 137                              |  |
| Construction  | -                                       | -               | -            | -            | -            | -              | -              | -              | -              | -              | -                          | -                          | 0                                |  |
| Durable goods manufacturing                                     | 1 928                                   | 66              | -            | 390          | 134          | 398            | 600            | 274            | 66             | -              | -                          | -                          | 123                              |  |
| Nondurable goods manufacturing                                  | 1 986                                   | 66              | 196          | 465          | 532          | 205            | 133            | 190            | -              | -              | -                          | 199                        | 86                               |  |
| Transportation, communication, and other public utilities       | 317                                     | -               | -            | -            | 127          | 123            | -              | -              | -              | -              | -                          | -                          | 67                               |  |
| Wholesale and retail trade                                      | 2 303                                   | -               | 336          | 378          | 595          | 664            | 69             | 127            | 67             | -              | -                          | 66                         | 94                               |  |
| Finance, insurance, and real estate                             | 970                                     | 61              | -            | 61           | 322          | 195            | -              | 70             | -              | 132            | -                          | 130                        | 101                              |  |
| Business and repair services                                    | 728                                     | -               | 67           | 141          | -            | 394            | 127            | -              | -              | -              | -                          | -                          | 110                              |  |
| Personal services   | 3 402                                   | 193             | 672          | 925          | 664          | 206            | 132            | 69             | -              | -              | -                          | 542                        | 74                               |  |
| Professional services and entertainment                         | 4 331                                   | 61              | 130          | 674          | 940          | 1 071          | 664            | 126            | 133            | 67             | -                          | 466                        | 103                              |  |
| <b>Government<sup>2</sup></b>                                   |   |                 |              |              |              |                |                |                |                |                |                            |                            |                                  |  |
| Educational services  | 1 723                                   | 67              | -            | 67           | 70           | 268            | 461            | 66             | -              | 130            | 133                        | 462                        | 134                              |  |
| All other government services                                   | 5 308                                   | 67              | 133          | 133          | 917          | 1 388          | 1 214          | 523            | -              | 127            | 136                        | 669                        | 119                              |  |
| Not available   | -                                       | -               | -            | -            | -            | -              | -              | -              | -              | -              | -                          | -                          | 0                                |  |

<sup>1</sup> Not used in computing median. <sup>2</sup> Government class of worker.

Table 8a. **Weekly Earnings of Full-Time Wage and Salary Workers, by Major Occupation and Industry Groups and Hours of Work: Negro—Continued**

[Limited to persons 16 to 64 years, not in school]

| Major Occupation Group<br>Major Industry Group<br>Hours of Work | Total<br>full-time<br>wage and<br>salary<br>workers | Weekly earnings   |                 |                 |                 |                   |                   |                   |                   |                   |                  | Median<br>weekly<br>earnings<br>(dollars) |                               |
|---|---|-------------------|-----------------|-----------------|-----------------|-------------------|-------------------|-------------------|-------------------|-------------------|------------------|---|-------------------------------|
|   |   | Less than<br>\$50 | \$50 to<br>\$64 | \$65 to<br>\$79 | \$80 to<br>\$99 | \$100 to<br>\$124 | \$125 to<br>\$149 | \$150 to<br>\$174 | \$175 to<br>\$199 | \$200 to<br>\$299 | \$300<br>or more |   | Not<br>available <sup>1</sup> |
| <b>HOURS OF WORK</b>  |   |                   |                 |                 |                 |                   |                   |                   |                   |                   |                  |   |                               |
| Male, total.....  | 32 569  | 152               | 468             | 1 327           | 2 886           | 6 201             | 5 571             | 5 687             | 2 164             | 4 576             | 548              | 2 989                                     | 142                           |
| 35 to 39 hours.....   | 742   | -                 | 63              | 80              | 160             | -                 | 63                | -                 | -                 | 225               | -                | 149                                       | 99                            |
| 40 hours.....   | 23 257  | -                 | 181             | 927             | 2 317           | 4 775             | 3 977             | 4 155             | 1 734             | 2 663             | 350              | 2 178                                     | 140                           |
| 41 to 47 hours.....   | 2 730   | -                 | -               | 165             | 94              | 622               | 533               | 579               | 164               | 356               | -                | 218                                       | 143                           |
| 48 hours.....   | 1 544   | -                 | 90              | -               | 133             | 347               | 297               | 444               | -                 | 69                | 69               | 95  | 138                           |
| 49 to 59 hours.....   | 2 799   | 152               | 64              | 154             | 61              | 324               | 631               | 316               | 129               | 552               | 67               | 350                                       | 144                           |
| 60 hours or more.....   | 1 498   | -                 | 70              | -               | 121             | 133               | 70                | 194               | 136               | 711               | 63               | -   | 204                           |
| Female, total.....  | 23 066  | 579               | 1 534           | 3 233           | 4 302           | 4 911             | 3 470             | 1 446             | 265               | 456               | 269              | 2 601                                     | 103                           |
| 35 to 39 hours.....   | 1 130   | 126               | 203             | 205             | 199             | 397               | -                 | -                 | -                 | -                 | -                | -   | 83                            |
| 40 hours.....   | 18 769  | 390               | 1 128           | 2 572           | 3 452           | 4 052             | 2 938             | 1 310             | 133               | 328               | 203              | 2 264                                     | 105                           |
| 41 to 47 hours.....   | 1 323   | -                 | 136             | 196             | 395             | 200               | 266               | 67                | -                 | -                 | -                | 63  | 95                            |
| 48 hours.....   | 858   | -                 | 66              | 127             | 61              | 200               | 200               | 69                | -                 | -                 | 67               | 69  | 118                           |
| 49 to 59 hours.....   | 729   | 63                | -               | 133             | 132             | 63                | -                 | -                 | 132               | -                 | -                | 205                                       | 90                            |
| 60 hours or more.....   | 257   | -                 | -               | -               | 63              | -                 | 67                | -                 | -                 | 127               | -                | -   | 149                           |

<sup>1</sup> Not used in computing median.

Table 8b. Weekly Earnings of Full-Time Wage and Salary Workers, by Major Occupation and Industry Groups and Hours of Work: White

(Limited to persons 16 to 64 years, not in school.)

| Major Occupation Group<br>Major Industry Group<br>Hours of Work | Total full-time wage and salary workers | Weekly earnings |              |              |              |                |                |                |                |                |               | Median weekly earnings (dollars) |                            |
|---|---|-----------------|--------------|--------------|--------------|----------------|----------------|----------------|----------------|----------------|---------------|----------------------------------|----------------------------|
|   |   | Less than \$50  | \$50 to \$64 | \$65 to \$79 | \$80 to \$99 | \$100 to \$124 | \$125 to \$149 | \$150 to \$174 | \$175 to \$199 | \$200 to \$299 | \$300 or more |                                  | Not available <sup>1</sup> |
| <b>MAJOR OCCUPATION GROUP</b>                                   |   |                 |              |              |              |                |                |                |                |                |               |                                  |                            |
| Total employed  | 49 502                                  | 2 342           | 2 142        | 8 066        | 9 360        | 8 495          | 5 160          | 5 008          | 1 782          | 3 291          | 766           | 3 089                            | 105                        |
| Professional and technical                                      | 3 938                                   | 214             | -            | 124          | 262          | 264            | 351            | 811            | 345            | 659            | 310           | 599                              | 167                        |
| Managerial and administrative                                   | 2 170                                   | 495             | 67           | 56           | 60           | 281            | 227            | 141            | 218            | 406            | 74            | 145                              | 143                        |
| Sales   | 1 549                                   | 67              | 93           | 195          | 322          | 194            | 93             | -              | 140            | 201            | -             | 244                              | 99                         |
| Clerical  | 7 456                                   | 244             | 134          | 511          | 1 088        | 2 256          | 1 053          | 1 134          | 270            | 278            | 155           | 332                              | 119                        |
| Craftsmen and foremen   | 5 474                                   | 84              | 198          | 472          | 565          | 1 343          | 441            | 927            | 131            | 838            | 88            | 388                              | 123                        |
| Operatives, except transportation                               | 16 721                                  | 586             | 702          | 4 522        | 3 968        | 2 528          | 1 800          | 1 125          | 223            | 460            | -             | 808                              | 91                         |
| Transport equipment operatives                                  | 1 339                                   | -               | -            | 160          | 188          | -              | 127            | 425            | 74             | 139            | -             | 225                              | 155                        |
| Laborers, except farm   | 2 819                                   | 107             | 151          | 333          | 871          | 439            | 386            | 288            | 244            | -              | -             | -                                | 99                         |
| Service workers, except private household                       | 6 886                                   | 419             | 530          | 1 417        | 1 753        | 994            | 680            | 157            | 138            | 310            | 140           | 349                              | 90                         |
| Private household workers                                       | 936                                     | 127             | 267          | 277          | 195          | 70             | -              | -              | -              | -              | -             | -                                | 69                         |
| Farmers and farm managers                                       | -                                       | -               | -            | -            | -            | -              | -              | -              | -              | -              | -             | -                                | 0                          |
| Farm laborers and foremen                                       | 213                                     | -               | -            | -            | 89           | 124            | -              | -              | -              | -              | -             | -                                | 104                        |
| Not available   | -                                       | -               | -            | -            | -            | -              | -              | -              | -              | -              | -             | -                                | 0                          |
| <b>Male, total</b>  | <b>30 705</b>                           | <b>817</b>      | <b>788</b>   | <b>2 862</b> | <b>6 144</b> | <b>5 746</b>   | <b>3 733</b>   | <b>3 681</b>   | <b>1 167</b>   | <b>2 844</b>   | <b>632</b>    | <b>2 291</b>                     | <b>116</b>                 |
| Professional and technical                                      | 2 144                                   | -               | -            | 60           | 63           | 127            | 147            | 487            | 151            | 469            | 175           | 465                              | 173                        |
| Managerial and administrative                                   | 1 282                                   | -               | -            | 56           | -            | 281            | 156            | 88             | 147            | 406            | 74            | 74                               | 179                        |
| Sales   | 1 151                                   | -               | 93           | -            | 322          | 131            | 93             | -              | 67             | 201            | -             | 244                              | 107                        |
| Clerical  | 2 426                                   | 134             | -            | -            | 293          | 589            | 441            | 520            | 63             | 155            | 155           | 74                               | 136                        |
| Craftsmen and foremen   | 4 878                                   | 84              | 70           | 275          | 565          | 1 274          | 370            | 796            | 131            | 838            | 88            | 388                              | 125                        |
| Operatives, except transportation                               | 9 476                                   | 144             | 130          | 882          | 2 531        | 2 055          | 1 595          | 987            | 152            | 460            | -             | 539                              | 110                        |
| Transport equipment operatives                                  | 1 273                                   | -               | -            | 160          | 188          | -              | 127            | 359            | 74             | 139            | -             | 225                              | 153                        |
| Laborers, except farm   | 2 626                                   | 107             | 151          | 272          | 809          | 439            | 316            | 288            | 244            | -              | -             | -                                | 99                         |
| Service workers, except private household                       | 5 237                                   | 348             | 343          | 1 157        | 1 286        | 726            | 486            | 157            | 138            | 176            | 140           | 282                              | 90                         |
| Private household workers                                       | -                                       | -               | -            | -            | -            | -              | -              | -              | -              | -              | -             | -                                | 0                          |
| Farmers and farm managers                                       | -                                       | -               | -            | -            | -            | -              | -              | -              | -              | -              | -             | -                                | 0                          |
| Farm laborers and foremen                                       | 213                                     | -               | -            | -            | 89           | 124            | -              | -              | -              | -              | -             | -                                | 104                        |
| Not available   | -                                       | -               | -            | -            | -            | -              | -              | -              | -              | -              | -             | -                                | 0                          |
| <b>Female, total</b>  | <b>18 797</b>                           | <b>1 525</b>    | <b>1 355</b> | <b>5 204</b> | <b>3 216</b> | <b>2 749</b>   | <b>1 426</b>   | <b>1 327</b>   | <b>615</b>     | <b>447</b>     | <b>134</b>    | <b>798</b>                       | <b>87</b>                  |
| Professional and technical                                      | 1 794                                   | 214             | -            | 64           | 198          | 137            | 204            | 325            | 194            | 190            | 134           | 134                              | 159                        |
| Managerial and administrative                                   | 888                                     | 495             | 67           | 60           | 60           | 71             | 53             | 70             | -              | -              | -             | 71                               | 55                         |
| Sales   | 399                                     | 67              | -            | 195          | -            | 64             | -              | 74             | -              | -              | -             | -                                | 75                         |
| Clerical  | 5 030                                   | 110             | 134          | 511          | 795          | 1 668          | 612            | 614            | 207            | 123            | -             | 258                              | 113                        |
| Craftsmen and foremen   | 597                                     | 128             | 197          | -            | 70           | 70             | 131            | -              | -              | -              | -             | -                                | 78                         |
| Operatives, except transportation                               | 7 245                                   | 442             | 572          | 3 640        | 1 437        | 472            | 205            | 138            | 70             | -              | -             | 268                              | 75                         |
| Transport equipment operatives                                  | 66                                      | -               | -            | 60           | 63           | -              | 70             | -              | 66             | -              | -             | -                                | 162                        |
| Laborers, except farm   | 193                                     | -               | -            | 260          | 468          | 268            | 194            | -              | -              | 135            | -             | 67                               | 92                         |
| Service workers, except private household                       | 1 649                                   | 71              | 187          | 260          | 468          | 268            | 194            | -              | -              | -              | -             | -                                | 69                         |
| Private household workers                                       | 936                                     | 127             | 267          | 277          | 195          | 70             | -              | -              | -              | -              | -             | -                                | 0                          |
| Farmers and farm managers                                       | -                                       | -               | -            | -            | -            | -              | -              | -              | -              | -              | -             | -                                | 0                          |
| Farm laborers and foremen                                       | -                                       | -               | -            | -            | -            | -              | -              | -              | -              | -              | -             | -                                | 0                          |
| Not available   | -                                       | -               | -            | -            | -            | -              | -              | -              | -              | -              | -             | -                                | 0                          |
| <b>MAJOR INDUSTRY GROUP</b>                                     |   |                 |              |              |              |                |                |                |                |                |               |                                  |                            |
| <b>Male, total</b>  | <b>30 705</b>                           | <b>817</b>      | <b>788</b>   | <b>2 862</b> | <b>6 144</b> | <b>5 746</b>   | <b>3 733</b>   | <b>3 681</b>   | <b>1 167</b>   | <b>2 844</b>   | <b>632</b>    | <b>2 291</b>                     | <b>116</b>                 |
| <b>Private Wage and Salary Worker</b>                           |   |                 |              |              |              |                |                |                |                |                |               |                                  |                            |
| Agriculture, forestry, and fisheries                            | 431                                     | -               | -            | -            | 152          | 124            | -              | 64             | -              | -              | -             | 91                               | 104                        |
| Mining  | -                                       | -               | -            | -            | -            | -              | -              | -              | -              | -              | -             | -                                | 0                          |
| Construction  | 894                                     | -               | -            | -            | 68           | 191            | 117            | 67             | 244            | 133            | -             | 74                               | 163                        |
| Durable goods manufacturing                                     | 8 243                                   | 228             | -            | 819          | 1 800        | 1 690          | 1 228          | 1 150          | 240            | 572            | 88            | 429                              | 116                        |
| Nondurable goods manufacturing                                  | 5 028                                   | 56              | -            | 444          | 1 142        | 1 187          | 884            | 521            | 131            | 270            | -             | 393                              | 114                        |
| Transportation, communication, and other public utilities       | 907                                     | -               | -            | -            | 185          | -              | 66             | 230            | 74             | 279            | -             | 74                               | 168                        |
| Wholesale and retail trade                                      | 5 371                                   | 71              | 154          | 516          | 1 192        | 919            | 526            | 677            | 288            | 633            | -             | 395                              | 115                        |
| Finance, insurance, and real estate                             | 658                                     | -               | -            | 64           | -            | 198            | 88             | -              | 67             | 154            | -             | 88                               | 132                        |
| Business and repair services                                    | 2 482                                   | -               | 132          | 177          | 620          | 453            | 300            | 309            | 64             | 138            | -             | 289                              | 109                        |
| Personal services   | 2 128                                   | 114             | 292          | 572          | 392          | 240            | 306            | -              | -              | -              | 74            | 138                              | 81                         |
| Professional services and entertainment                         | 2 378                                   | 277             | 121          | 64           | 349          | 655            | 64             | 462            | -              | 152            | 74            | 161                              | 113                        |
| <b>Government<sup>2</sup></b>                                   |   |                 |              |              |              |                |                |                |                |                |               |                                  |                            |
| Educational services  | 392                                     | -               | -            | 144          | -            | -              | -              | 64             | -              | -              | 88            | 96                               | 151                        |
| All other government services                                   | 1 793                                   | 71              | 88           | 64           | 245          | 88             | 153            | 137            | 127            | 601            | 155           | 64                               | 179                        |
| Not available   | -                                       | -               | -            | -            | -            | -              | -              | -              | -              | -              | -             | -                                | 0                          |
| <b>Female, total</b>  | <b>18 797</b>                           | <b>1 525</b>    | <b>1 355</b> | <b>5 204</b> | <b>3 216</b> | <b>2 749</b>   | <b>1 426</b>   | <b>1 327</b>   | <b>615</b>     | <b>447</b>     | <b>134</b>    | <b>798</b>                       | <b>87</b>                  |
| <b>Private Wage and Salary Worker</b>                           |   |                 |              |              |              |                |                |                |                |                |               |                                  |                            |
| Agriculture, forestry, and fisheries                            | -                                       | -               | -            | -            | -            | -              | -              | -              | -              | -              | -             | -                                | 0                          |
| Mining  | -                                       | -               | -            | -            | -            | -              | -              | -              | -              | -              | -             | -                                | 0                          |
| Construction  | 67                                      | -               | -            | -            | -            | -              | -              | -              | -              | -              | -             | 67                               | 0                          |
| Durable goods manufacturing                                     | 2 040                                   | 64              | 175          | 468          | 324          | 522            | 141            | 205            | -              | -              | -             | 141                              | 95                         |
| Nondurable goods manufacturing                                  | 5 753                                   | 315             | 327          | 2 957        | 1 163        | 338            | 195            | 199            | 70             | -              | -             | 188                              | 76                         |
| Transportation, communication, and other public utilities       | 776                                     | -               | 67           | 121          | -            | 255            | 70             | 137            | 70             | 56             | -             | -                                | 120                        |
| Wholesale and retail trade                                      | 2 056                                   | 134             | 254          | 642          | 342          | 204            | 70             | 204            | 74             | -              | -             | 131                              | 78                         |
| Finance, insurance, and real estate                             | 1 473                                   | 205             | 67           | 133          | 64           | 388            | 141            | 200            | 70             | -              | -             | 205                              | 111                        |
| Business and repair services                                    | 603                                     | -               | -            | 67           | 273          | 194            | 69             | -              | -              | -              | -             | -                                | 97                         |
| Personal services   | 1 777                                   | 193             | 397          | 745          | 251          | 70             | -              | 53             | -              | 67             | -             | -                                | 71                         |
| Professional services and entertainment                         | 3 199                                   | 614             | 67           | 71           | 800          | 520            | 335            | 258            | 194            | 271            | 71            | -                                | 115                        |
| <b>Government<sup>2</sup></b>                                   |   |                 |              |              |              |                |                |                |                |                |               |                                  |                            |
| Educational services  | 204                                     | -               | -            | -            | -            | 64             | 141            | -              | -              | -              | -             | -                                | 132                        |
| All other government services                                   | 848                                     | -               | -            | -            | -            | 193            | 264            | 71             | 136            | 53             | 64            | 67                               | 144                        |
| Not available   | -                                       | -               | -            | -            | -            | -              | -              | -              | -              | -              | -             | -                                | 0                          |

<sup>1</sup>Not used in computing median. <sup>2</sup>Government class of worker.

**Table 8b. Weekly Earnings of Full-Time Wage and Salary Workers, by Major Occupation and Industry Groups and Hours of Work: White—Continued**

(Limited to persons 16 to 64 years, not in school)

| Major Occupation Group<br>Major Industry Group<br>Hours of Work | Total<br>full-time<br>wage and<br>salary<br>workers | Weekly earnings   |                 |                 |                 |                   |                   |                   |                   |                   |                  |                               | Median<br>weekly<br>earnings<br>(dollars) |
|---|---|-------------------|-----------------|-----------------|-----------------|-------------------|-------------------|-------------------|-------------------|-------------------|------------------|-------------------------------|---|
|   |   | Less than<br>\$50 | \$50 to<br>\$64 | \$65 to<br>\$79 | \$80 to<br>\$99 | \$100 to<br>\$124 | \$125 to<br>\$149 | \$150 to<br>\$174 | \$175 to<br>\$199 | \$200 to<br>\$299 | \$300<br>or more | Not<br>available <sup>1</sup> |   |
| <b>HOURS OF WORK</b>  |   |                   |                 |                 |                 |                   |                   |                   |                   |                   |                  |                               |   |
| Male, total.....  | 30 705  | 817               | 788             | 2 862           | 6 144           | 5 746             | 3 733             | 3 681             | 1 167             | 2 844             | 632              | 2 291                         | 116                                       |
| 35 to 39 hours.....   | 1 273   | -                 | 93              | 224             | 238             | 127               | 131               | 215               | 67                | -                 | -                | 179                           | 99  |
| 40 hours.....   | 22 066  | 629               | 501             | 2 102           | 4 749           | 4 634             | 2 572             | 2 595             | 575               | 1 667             | 424              | 1 616                         | 112                                       |
| 41 to 47 hours.....   | 2 019   | 68                | -               | 88              | 479             | 127               | 318               | 381               | 215               | 199               | -                | 145                           | 139                                       |
| 48 hours.....   | 1 806   | 56                | 130             | 269             | 127             | 342               | 189               | 195               | -                 | 289               | 67               | 141                           | 118                                       |
| 49 to 59 hours.....   | 2 411   | 64                | 63              | 64              | 403             | 300               | 396               | 229               | 310               | 513               | -                | 69                            | 145                                       |
| 60 hours or more.....   | 1 130   | -                 | -               | 117             | 149             | 215               | 128               | 66                | -                 | 176               | 140              | 140                           | 128                                       |
| Female, total.....  | 18 797  | 1 525             | 1 355           | 5 204           | 3 216           | 2 749             | 1 426             | 1 327             | 615               | 447               | 134              | 798                           | 87  |
| 35 to 39 hours.....   | 1 871   | 241               | -               | 697             | 462             | 201               | 70                | 133               | -                 | -                 | -                | 67                            | 79  |
| 40 hours.....   | 14 582  | 804               | 1 220           | 4 179           | 2 551           | 2 158             | 1 147             | 1 004             | 474               | 313               | 64               | 668                           | 87  |
| 41 to 47 hours.....   | 685   | 71                | -               | 134             | -               | 67                | 209               | -                 | 141               | -                 | -                | 64                            | 130                                       |
| 48 hours.....   | 761   | 183               | 67              | 193             | -               | 193               | -                 | 124               | -                 | -                 | -                | -                             | 79  |
| 49 to 59 hours.....   | 560   | 226               | -               | -               | 136             | 131               | -                 | -                 | -                 | 67                | -                | -                             | 96  |
| 60 hours or more.....   | 339   | -                 | 67              | -               | 67              | -                 | -                 | 66                | -                 | 67                | 71               | -                             | 163                                       |

<sup>1</sup> Not used in computing median.

Table 9. Hourly Earnings of Full-Time Wage and Salary Workers, by Age and Sex, Family Status, Educational Attainment, and Family Size: All Races

| Age and Sex<br>Family Status<br>Educational Attainment<br>Family Size | Total<br>full-time<br>wage and<br>salary<br>workers | Hourly earnings     |                     |                     |                     |                     |                     |                     |                     |                     |                   | Median<br>hourly<br>earnings<br>(dollars) |                               |
|---|---|---------------------|---------------------|---------------------|---------------------|---------------------|---------------------|---------------------|---------------------|---------------------|-------------------|---|-------------------------------|
|   |   | Less than<br>\$1.25 | \$1.25 to<br>\$1.59 | \$1.60 to<br>\$1.99 | \$2.00 to<br>\$2.49 | \$2.50 to<br>\$2.99 | \$3.00 to<br>\$3.99 | \$4.00 to<br>\$4.99 | \$5.00 to<br>\$5.99 | \$6.00 to<br>\$7.49 | \$7.50 or<br>more |   | Not<br>available <sup>1</sup> |
| <b>AGE AND SEX</b>  |   |                     |                     |                     |                     |                     |                     |                     |                     |                     |                   |   |                               |
| Total, 16 years and over  | 120 722   | 4 423               | 5 928               | 15 071              | 19 729              | 19 122              | 28 565              | 9 703               | 4 806               | 2 739               | 1 110             | 9 527                                     | 2.79                          |
| Male, total   | 71 871  | 1 669               | 2 581               | 5 157               | 10 985              | 11 822              | 19 350              | 7 157               | 4 286               | 2 217               | 841               | 5 806                                     | 3.05                          |
| 16 to 21 years, total   | 4 674   | 60                  | 489                 | 555                 | 1 771               | 548                 | 935                 | -                   | -                   | -                   | -                 | 315                                       | 2.31                          |
| 16 to 21 years, not in school   | 3 644   | 60                  | 308                 | 555                 | 1 231               | 487                 | 748                 | -                   | -                   | -                   | -                 | 254                                       | 2.33                          |
| 22 to 34 years, total   | 25 894  | 319                 | 1 056               | 2 516               | 4 645               | 4 464               | 6 771               | 2 702               | 954                 | 657                 | 133               | 1 678                                     | 2.90                          |
| 22 to 34 years, veteran of Vietnam                                    | 4 149   | 64                  | 188                 | 151                 | 517                 | 731                 | 1 643               | 481                 | -                   | 154                 | -                 | 221                                       | 3.21                          |
| 25 to 34 years  | 20 017  | 134                 | 634                 | 1 841               | 3 589               | 3 049               | 5 408               | 2 071               | 954                 | 657                 | 133               | 1 547                                     | 3.00                          |
| 35 to 44 years  | 18 493  | 484                 | 488                 | 911                 | 2 280               | 2 524               | 5 997               | 1 703               | 1 225               | 855                 | 550               | 1 477                                     | 3.30                          |
| 45 to 54 years  | 12 706  | 352                 | 244                 | 758                 | 991                 | 2 641               | 2 788               | 2 148               | 1 184               | 378                 | 74                | 1 147                                     | 3.28                          |
| 55 to 64 years  | 8 979   | 400                 | 303                 | 351                 | 1 174               | 1 438               | 2 455               | 604                 | 856                 | 259                 | 84                | 1 055                                     | 3.12                          |
| 65 years and over   | 1 124   | 54                  | -                   | 66                  | 123                 | 207                 | 404                 | -                   | 67                  | 67                  | -                 | 136                                       | 3.11                          |
| 40 to 64 years  | 29 529  | 821                 | 884                 | 1 435               | 3 147               | 4 970               | 7 457               | 3 411               | 2 703               | 1 051               | 420               | 3 230                                     | 3.25                          |
| Female, total   | 48 851  | 2 754               | 3 348               | 9 915               | 8 743               | 7 300               | 9 216               | 2 546               | 519                 | 522                 | 269               | 3 720                                     | 2.40                          |
| 16 to 21 years, total   | 4 568   | 306                 | 430                 | 1 415               | 751                 | 808                 | 486                 | 64                  | -                   | -                   | -                 | 308                                       | 2.01                          |
| 16 to 21 years, not in school   | 2 906   | 182                 | 306                 | 986                 | 443                 | 624                 | 244                 | -                   | -                   | -                   | -                 | 121                                       | 1.98                          |
| 22 to 34 years, total   | 16 551  | 400                 | 991                 | 3 285               | 3 320               | 2 940               | 3 386               | 784                 | 249                 | 200                 | 136               | 859                                       | 2.49                          |
| 26 to 34 years  | 11 489  | 340                 | 865                 | 2 485               | 2 042               | 1 747               | 2 222               | 594                 | 122                 | 200                 | 136               | 736                                       | 2.43                          |
| 35 to 44 years  | 12 009  | 379                 | 1 134               | 2 508               | 2 127               | 1 739               | 2 358               | 666                 | 67                  | -                   | -                 | 1 031                                     | 2.35                          |
| 45 to 54 years  | 9 074   | 561                 | 397                 | 1 493               | 1 542               | 1 269               | 2 024               | 408                 | 67                  | 127                 | 133               | 1 053                                     | 2.55                          |
| 55 to 64 years  | 5 494   | 884                 | 327                 | 874                 | 814                 | 478                 | 895                 | 487                 | 136                 | 130                 | -                 | 470                                       | 2.33                          |
| 65 years and over   | 1 156   | 224                 | 69                  | 340                 | 188                 | 66                  | 66                  | 138                 | -                   | 66                  | -                 | -   | 2.00                          |
| 40 to 64 years  | 19 888  | 1 575               | 1 190               | 3 241               | 3 419               | 2 616               | 4 008               | 1 100               | 203                 | 256                 | 133               | 2 145                                     | 2.45                          |
| <b>FAMILY STATUS<sup>2</sup></b>                                      |   |                     |                     |                     |                     |                     |                     |                     |                     |                     |                   |   |                               |
| Male, total   | 68 471  | 1 615               | 2 275               | 5 027               | 10 139              | 11 115              | 18 541              | 7 033               | 4 125               | 2 150               | 841               | 5 610                                     | 3.07                          |
| Family head   | 39 576  | 898                 | 869                 | 1 953               | 4 431               | 7 800               | 10 755              | 4 834               | 3 150               | 1 161               | 333               | 3 393                                     | 3.20                          |
| Family member   | 6 812   | 268                 | 486                 | 883                 | 1 927               | 605                 | 1 600               | 318                 | 80                  | 95                  | 84                | 466                                       | 2.41                          |
| Unrelated individual  | 22 083  | 449                 | 920                 | 2 191               | 3 782               | 2 709               | 6 186               | 1 882               | 895                 | 894                 | 424               | 1 751                                     | 3.02                          |
| Female, total   | 45 176  | 2 406               | 3 155               | 9 085               | 8 022               | 6 662               | 8 786               | 2 344               | 456                 | 456                 | 269               | 3 533                                     | 2.41                          |
| Family head   | 10 714  | 311                 | 854                 | 1 711               | 2 286               | 1 591               | 2 414               | 472                 | 67                  | 137                 | -                 | 872                                       | 2.45                          |
| No children under 18 years  | 2 690   | 64                  | 66                  | 463                 | 335                 | 533                 | 548                 | 205                 | -                   | 71                  | -                 | 405                                       | 2.70                          |
| Children 6 to 17 years only   | 4 395   | 196                 | 394                 | 542                 | 1 104               | 606                 | 1 015               | 133                 | 67                  | -                   | -                 | 337                                       | 2.41                          |
| Children under 6 years  | 3 630   | 51                  | 393                 | 705                 | 848                 | 451                 | 851                 | 134                 | -                   | 67                  | -                 | 130                                       | 2.35                          |
| Wife of head  | 15 994  | 868                 | 1 061               | 4 489               | 2 367               | 2 468               | 2 205               | 733                 | 64                  | 66                  | 269               | 1 404                                     | 2.19                          |
| No children under 18 years  | 7 815   | 616                 | 611                 | 2 418               | 1 013               | 760                 | 893                 | 348                 | 64                  | 66                  | 203               | 823                                       | 1.98                          |
| Children 6 to 17 years only   | 3 034   | 131                 | 130                 | 791                 | 324                 | 796                 | 535                 | 64                  | -                   | -                   | 67                | 197                                       | 2.53                          |
| Children under 6 years  | 5 145   | 121                 | 320                 | 1 280               | 1 030               | 912                 | 777                 | 321                 | -                   | -                   | -                 | 385                                       | 2.33                          |
| Other family member   | 5 723   | 255                 | 443                 | 1 246               | 1 225               | 1 011               | 1 090               | 135                 | 67                  | 63                  | -                 | 188                                       | 2.34                          |
| Unrelated individual  | 12 744  | 972                 | 797                 | 1 639               | 2 143               | 1 593               | 3 077               | 1 005               | 259                 | 189                 | -                 | 1 069                                     | 2.69                          |
| <b>EDUCATIONAL ATTAINMENT<sup>2</sup></b>                             |   |                     |                     |                     |                     |                     |                     |                     |                     |                     |                   |   |                               |
| Male, total   | 68 471  | 1 615               | 2 275               | 5 027               | 10 139              | 11 115              | 18 541              | 7 033               | 4 125               | 2 150               | 841               | 5 610                                     | 3.07                          |
| Elementary: 7 years or less   | 13 551  | 354                 | 853                 | 2 449               | 3 217               | 2 705               | 2 319               | 816                 | 204                 | 130                 | -                 | 505                                       | 2.45                          |
| 8 years   | 4 145   | -                   | 218                 | 238                 | 482                 | 1 027               | 1 277               | 274                 | 275                 | 93                  | -                 | 291                                       | 3.00                          |
| High school: 1 to 3 years   | 13 746  | 343                 | 423                 | 1 290               | 1 999               | 2 496               | 3 832               | 1 236               | 751                 | 341                 | -                 | 1 036                                     | 2.96                          |
| 4 years   | 20 961  | 669                 | 321                 | 659                 | 2 807               | 3 238               | 6 745               | 2 218               | 995                 | 709                 | 227               | 2 374                                     | 3.24                          |
| College: 1 year or more   | 16 068  | 250                 | 460                 | 391                 | 1 664               | 1 648               | 4 369               | 2 490               | 1 900               | 877                 | 614               | 1 405                                     | 3.68                          |
| Female, total   | 45 176  | 2 406               | 3 155               | 9 085               | 8 022               | 6 662               | 8 786               | 2 344               | 456                 | 456                 | 269               | 3 533                                     | 2.41                          |
| Elementary: 7 years or less   | 6 736   | 706                 | 1 111               | 2 888               | 1 237               | 260                 | 63                  | 136                 | -                   | -                   | -                 | 333                                       | 1.79                          |
| 8 years   | 2 632   | 198                 | 324                 | 658                 | 1 465               | 393                 | 401                 | -                   | 66                  | -                   | -                 | 127                                       | 2.08                          |
| High school: 1 to 3 years   | 7 794   | 265                 | 722                 | 2 096               | 1 660               | 1 378               | 734                 | 71                  | 67                  | -                   | -                 | 800                                       | 2.12                          |
| 4 years   | 16 915  | 459                 | 660                 | 2 860               | 3 047               | 2 730               | 4 800               | 689                 | 70                  | 189                 | -                 | 1 412                                     | 2.64                          |
| College: 1 year or more   | 11 099  | 778                 | 338                 | 583                 | 1 612               | 1 901               | 2 788               | 1 449               | 253                 | 267                 | 269               | 862                                       | 3.08                          |
| <b>FAMILY SIZE BY FAMILY HEAD<sup>3</sup></b>                         |   |                     |                     |                     |                     |                     |                     |                     |                     |                     |                   |   |                               |
| Male head, total  | 24 953  | 304                 | 598                 | 1 233               | 2 552               | 4 954               | 6 908               | 3 556               | 1 776               | 775                 | 333               | 1 963                                     | 3.27                          |
| Males heading families with-  |   |                     |                     |                     |                     |                     |                     |                     |                     |                     |                   |   |                               |
| 2 persons   | 610   | -                   | -                   | 80                  | 64                  | 176                 | 150                 | -                   | 139                 | -                   | -                 | -   | 2.96                          |
| 3 persons   | 5 788   | 66                  | 188                 | 317                 | 498                 | 760                 | 1 579               | 585                 | 573                 | 187                 | 67                | 968                                       | 3.37                          |
| 4 persons   | 6 410   | 111                 | 61                  | 382                 | 859                 | 1 085               | 1 794               | 1 137               | 391                 | 134                 | 197               | 260                                       | 3.32                          |
| 5 persons   | 4 274   | 64                  | 159                 | 260                 | 322                 | 1 043               | 1 026               | 722                 | 274                 | 133                 | -                 | 274                                       | 3.15                          |
| 6 persons   | 3 047   | -                   | 64                  | -                   | 410                 | 728                 | 863                 | 586                 | 69                  | 124                 | 69                | 134                                       | 3.30                          |
| 7 persons or more   | 4 823   | 64                  | 127                 | 193                 | 399                 | 1 163               | 1 496               | 526                 | 330                 | 197                 | -                 | 327                                       | 3.20                          |
| Female head, total  | 8 161   | 247                 | 787                 | 1 248               | 2 021               | 1 058               | 1 866               | 267                 | 67                  | 67                  | -                 | 534                                       | 2.38                          |
| Females heading families with-  |   |                     |                     |                     |                     |                     |                     |                     |                     |                     |                   |   |                               |
| 2 persons   | 1 978   | -                   | 203                 | 344                 | 469                 | 270                 | 414                 | 66                  | -                   | -                   | -                 | 212                                       | 2.36                          |
| 3 persons   | 2 845   | 51                  | 327                 | 508                 | 834                 | 261                 | 666                 | -                   | 67                  | 67                  | -                 | 66  | 2.30                          |
| 4 persons   | 1 363   | -                   | 64                  | 129                 | 323                 | 260                 | 326                 | 134                 | -                   | -                   | -                 | 127                                       | 2.70                          |
| 5 persons   | 1 186   | 67                  | 193                 | 67                  | 130                 | 266                 | 267                 | 67                  | -                   | -                   | -                 | 130                                       | 2.63                          |
| 6 persons   | 589   | 130                 | -                   | 133                 | 196                 | -                   | 130                 | -                   | -                   | -                   | -                 | -   | 2.08                          |
| 7 persons or more   | 199   | -                   | -                   | 67                  | 69                  | -                   | 64                  | -                   | -                   | -                   | -                 | -   | 2.24                          |

<sup>1</sup> Not used in computing median.

<sup>2</sup> Persons 16 to 64 years, not in school.

<sup>3</sup> Families with children under 18 years; family heads 16 to 64 years, not in school.



**Table 9a. Hourly Earnings of Full-Time Wage and Salary Workers, by Age and Sex, Family Status, Educational Attainment, and Family Size: Negro**

| Age and Sex<br>Family Status<br>Educational Attainment<br>Family Size | Total full-time wage and salary workers | Hourly earnings  |                  |                  |                  |                  |                  |                  |                  |                  |                |                            | Median hourly earnings (dollars) |
|---|---|------------------|------------------|------------------|------------------|------------------|------------------|------------------|------------------|------------------|----------------|----------------------------|----------------------------------|
|   |   | Less than \$1.25 | \$1.25 to \$1.59 | \$1.60 to \$1.99 | \$2.00 to \$2.49 | \$2.50 to \$2.99 | \$3.00 to \$3.99 | \$4.00 to \$4.99 | \$5.00 to \$5.99 | \$6.00 to \$7.49 | \$7.50 or more | Not available <sup>1</sup> |                                  |
| <b>AGE AND SEX</b>  |   |                  |                  |                  |                  |                  |                  |                  |                  |                  |                |                            |                                  |
| Total, 16 years and over  | 59 435                                  | 1 362            | 2 364            | 5 624            | 8 434            | 10 189           | 16 628           | 4 832            | 2 333            | 1 204            | 622            | 5 843                      | 2.94                             |
| Male, total   | 34 556                                  | 473              | 707              | 1 617            | 4 270            | 5 699            | 10 945           | 4 168            | 2 201            | 1 008            | 352            | 3 116                      | 3.27                             |
| 16 to 21 years, total   | 1 896                                   | -                | 121              | 121              | 725              | 244              | 561              | -                | -                | -                | -              | 124                        | 2.44                             |
| 16 to 21 years, not in school   | 1 172                                   | -                | -                | 121              | 430              | 184              | 374              | -                | -                | -                | -              | 64                         | 2.51                             |
| 22 to 34 years, total   | 13 168                                  | 121              | 349              | 474              | 1 730            | 2 107            | 4 342            | 1 898            | 555              | 309              | 133            | 1 150                      | 3.28                             |
| 22 to 34 years, veteran of Vietnam                                    | 3 229                                   | -                | 124              | 151              | 217              | 603              | 1 338            | 481              | -                | 154              | -              | 160                        | 3.33                             |
| 25 to 34 years  | 10 346                                  | -                | 225              | 353              | 1 365            | 1 444            | 3 353            | 1 330            | 555              | 309              | 133            | 1 080                      | 3.37                             |
| 35 to 44 years  | 8 332                                   | 70               | 90               | 518              | 708              | 1 150            | 3 233            | 655              | 662              | 552              | 136            | 556                        | 3.42                             |
| 45 to 54 years  | 6 457                                   | 84               | 84               | 228              | 430              | 1 564            | 1 405            | 1 151            | 778              | 147              | -              | 388                        | 3.39                             |
| 55 to 64 years  | 4 305                                   | 199              | 63               | 209              | 611              | 633              | 1 205            | 464              | 206              | -                | 84             | 631                        | 3.10                             |
| 65 years and over   | 399                                     | -                | -                | 66               | 66               | -                | 199              | -                | -                | -                | -              | 66                         | 3.17                             |
| 40 to 64 years  | 14 411                                  | 282              | 237              | 605              | 1 522            | 2 500            | 4 109            | 1 750            | 1 216            | 497              | 84             | 1 609                      | 3.31                             |
| Female, total   | 24 879                                  | 889              | 1 657            | 4 007            | 4 164            | 4 490            | 5 684            | 664              | 132              | 196              | 269            | 2 727                      | 2.54                             |
| 16 to 21 years, total   | 2 342                                   | 185              | 248              | 550              | 250              | 495              | 303              | 64               | -                | -                | -              | 247                        | 2.19                             |
| 16 to 21 years, not in school   | 1 227                                   | 121              | 185              | 245              | 124              | 310              | 121              | -                | -                | -                | -              | 121                        | 2.13                             |
| 22 to 34 years, total   | 8 126                                   | -                | 406              | 1 132            | 1 635            | 1 722            | 2 290            | 266              | -                | 67               | 136            | 471                        | 2.69                             |
| 22 to 34 years, veteran of Vietnam                                    | 5 964                                   | -                | 406              | 948              | 1 014            | 1 223            | 1 559            | 203              | -                | 67               | 136            | 408                        | 2.67                             |
| 25 to 34 years  | 6 961                                   | 133              | 481              | 1 085            | 1 160            | 1 418            | 1 712            | 136              | 67               | -                | -              | 770                        | 2.58                             |
| 35 to 44 years  | 4 778                                   | 130              | 263              | 650              | 920              | 588              | 1 050            | 133              | -                | -                | 133            | 911                        | 2.48                             |
| 45 to 54 years  | 2 355                                   | 325              | 259              | 453              | 198              | 267              | 263              | 66               | 66               | 130              | -              | 328                        | 1.98                             |
| 55 to 64 years  | 319                                     | 116              | -                | 136              | -                | -                | 66               | -                | -                | -                | -              | -                          | 1.73                             |
| 65 years and over   | -                                       | -                | -                | -                | -                | -                | -                | -                | -                | -                | -              | -                          | -                                |
| 40 to 64 years  | 10 425                                  | 455              | 660              | 1 647            | 1 599            | 1 530            | 2 206            | 268              | 66               | 130              | 133            | 1 732                      | 2.50                             |
| <b>FAMILY STATUS<sup>2</sup></b>                                      |   |                  |                  |                  |                  |                  |                  |                  |                  |                  |                |                            |                                  |
| Male, total   | 32 569                                  | 473              | 462              | 1 551            | 3 725            | 5 517            | 10 341           | 4 044            | 2 107            | 1 008            | 352            | 2 989                      | 3.30                             |
| Family head   | 20 571                                  | 266              | 190              | 714              | 1 620            | 3 557            | 6 332            | 3 272            | 1 773            | 632              | 269            | 1 945                      | 3.47                             |
| Family member   | 3 667                                   | 124              | 90               | 473              | 884              | 363              | 862              | 234              | 80               | 95               | 84             | 377                        | 2.60                             |
| Unrelated individual  | 8 332                                   | 84               | 181              | 363              | 1 222            | 1 597            | 3 147            | 537              | 254              | 282              | -              | 666                        | 3.12                             |
| Female, total   | 23 066                                  | 709              | 1 594            | 3 565            | 3 974            | 4 049            | 5 375            | 601              | 132              | 196              | 269            | 2 601                      | 2.55                             |
| Family head   | 7 573                                   | 196              | 599              | 1 060            | 1 646            | 1 131            | 1 803            | 200              | 67               | 67               | -              | 805                        | 2.46                             |
| No children under 18 years  | 1 413                                   | -                | 66               | 201              | 140              | 399              | 269              | -                | -                | -                | -              | 338                        | 2.66                             |
| Children 6 to 17 years only   | 3 476                                   | 196              | 203              | 399              | 789              | 472              | 881              | 133              | 67               | 67               | -              | 337                        | 2.49                             |
| Children under 6 years  | 2 684                                   | -                | 330              | 460              | 717              | 260              | 653              | 67               | -                | 67               | -              | 130                        | 2.34                             |
| Wife of head  | 7 791                                   | 257              | 539              | 1 389            | 1 124            | 1 661            | 1 607            | 136              | -                | 66               | 269            | 743                        | 2.57                             |
| No children under 18 years  | 3 058                                   | 133              | 343              | 531              | 409              | 344              | 483              | 70               | -                | 66               | 203            | 477                        | 2.35                             |
| Children 6 to 17 years only   | 2 064                                   | 63               | 67               | 465              | 133              | 665              | 471              | -                | -                | -                | 67             | 133                        | 2.68                             |
| Children under 6 years  | 2 670                                   | 61               | 130              | 393              | 582              | 652              | 653              | 67               | -                | -                | -              | 133                        | 2.60                             |
| Other family member   | 2 092                                   | 124              | 184              | 251              | 327              | 451              | 571              | -                | -                | 63               | -              | 121                        | 2.61                             |
| Unrelated individual  | 5 609                                   | 132              | 271              | 866              | 877              | 807              | 1 394            | 265              | 66               | -                | -              | 931                        | 2.62                             |
| <b>EDUCATIONAL ATTAINMENT<sup>2</sup></b>                             |   |                  |                  |                  |                  |                  |                  |                  |                  |                  |                |                            |                                  |
| Male, total   | 32 569                                  | 473              | 462              | 1 551            | 3 725            | 5 517            | 10 341           | 4 044            | 2 107            | 1 008            | 352            | 2 989                      | 3.30                             |
| Elementary: 7 years or less   | 3 201                                   | 147              | 84               | 371              | 455              | 714              | 811              | 199              | 67               | 67               | -              | 286                        | 2.78                             |
| 8 years   | 1 774                                   | -                | -                | 67               | 94               | 423              | 555              | 127              | 275              | -                | -              | 224                        | 3.34                             |
| High school: 1 to 3 years   | 7 866                                   | 130              | 97               | 619              | 1 236            | 1 713            | 2 170            | 834              | 406              | 174              | -              | 484                        | 2.97                             |
| 4 years   | 12 985                                  | 129              | 130              | 306              | 1 352            | 2 051            | 4 876            | 1 462            | 658              | 579              | 153            | 1 290                      | 3.39                             |
| College: 1 year or more   | 6 744                                   | 66               | 151              | 188              | 587              | 617              | 1 919            | 1 422            | 702              | 189              | 200            | 704                        | 3.74                             |
| Female, total   | 23 066                                  | 709              | 1 594            | 3 565            | 3 974            | 4 049            | 5 375            | 601              | 132              | 196              | 269            | 2 601                      | 2.55                             |
| Elementary: 7 years or less   | 1 323                                   | 196              | 130              | 531              | 66               | 132              | -                | 69               | -                | -                | -              | 199                        | 1.78                             |
| 8 years   | 990                                     | -                | 193              | 202              | 201              | 132              | 133              | -                | 66               | -                | -              | 63                         | 2.17                             |
| High school: 1 to 3 years   | 5 050                                   | 199              | 467              | 1 122            | 1 000            | 1 058            | 600              | -                | -                | -                | -              | 605                        | 2.22                             |
| 4 years   | 10 258                                  | 314              | 532              | 1 508            | 1 922            | 1 730            | 2 978            | 203              | -                | 67               | -              | 1 002                      | 2.61                             |
| College: 1 year or more   | 5 445                                   | -                | 271              | 202              | 785              | 997              | 1 664            | 329              | 67               | 130              | 269            | 731                        | 3.06                             |
| <b>FAMILY SIZE BY FAMILY HEAD<sup>3</sup></b>                         |   |                  |                  |                  |                  |                  |                  |                  |                  |                  |                |                            |                                  |
| Male head, total  | 14 507                                  | 61               | 127              | 477              | 1 061            | 2 659            | 4 552            | 2 589            | 1 197            | 390              | 269            | 1 125                      | 3.51                             |
| Males heading families with-  |   |                  |                  |                  |                  |                  |                  |                  |                  |                  |                |                            |                                  |
| 2 persons   | 367                                     | -                | -                | 80               | 64               | -                | 150              | -                | 73               | -                | -              | -                          | 3.26                             |
| 3 persons   | 3 176                                   | -                | -                | 67               | 374              | 378              | 937              | 455              | 382              | 61               | 67             | 456                        | 3.58                             |
| 4 persons   | 3 723                                   | 61               | 61               | -                | 228              | 647              | 1 323            | 876              | 196              | 67               | 133            | 133                        | 3.60                             |
| 5 persons   | 2 814                                   | -                | 67               | 200              | 127              | 590              | 684              | 594              | 210              | 69               | -              | 274                        | 3.42                             |
| 6 persons   | 1 461                                   | -                | -                | -                | 67               | 332              | 468              | 329              | 69               | 61               | 69             | 67                         | 3.64                             |
| 7 persons or more   | 2 967                                   | -                | -                | 130              | 202              | 713              | 991              | 335              | 266              | 133              | -              | 196                        | 3.34                             |
| Female head, total  | 6 230                                   | 196              | 533              | 859              | 1 576            | 732              | 1 534            | 200              | 67               | 67               | -              | 467                        | 2.41                             |
| Females heading families with-  |   |                  |                  |                  |                  |                  |                  |                  |                  |                  |                |                            |                                  |
| 2 persons   | 1 436                                   | -                | 203              | 136              | 402              | 203              | 279              | 66               | -                | -                | -              | 145                        | 2.38                             |
| 3 persons   | 2 164                                   | -                | 200              | 327              | 646              | 194              | 598              | -                | 67               | 67               | -              | 66                         | 2.40                             |
| 4 persons   | 1 081                                   | -                | -                | 129              | 260              | 133              | 326              | 67               | -                | -                | -              | 127                        | 2.76                             |
| 5 persons   | 928                                     | 67               | 130              | 67               | 67               | 202              | 200              | 67               | -                | -                | -              | 130                        | 2.67                             |
| 6 persons   | 525                                     | 130              | -                | 133              | 132              | -                | 130              | -                | -                | -                | -              | -                          | 2.00                             |
| 7 persons or more   | 136                                     | -                | -                | 67               | 69               | -                | -                | -                | -                | -                | -              | -                          | 2.01                             |

<sup>1</sup> Not used in computing median. <sup>2</sup> Persons 16 to 64 years, not in school. <sup>3</sup> Families with children under 18 years; family heads 16 to 64 years, not in school.

Table 9b. Hourly Earnings of Full-Time Wage and Salary Workers, by Age and Sex, Family Status, Educational Attainment, and Family Size: White

| Age and Sex<br>Family Status<br>Educational Attainment<br>Family Size | Total full-time wage and salary workers | Hourly earnings  |                  |                  |                  |                  |                  |                  |                  |                  |                |                            | Median hourly earnings (dollars) |
|---|---|------------------|------------------|------------------|------------------|------------------|------------------|------------------|------------------|------------------|----------------|----------------------------|----------------------------------|
|   |   | Less than \$1.25 | \$1.25 to \$1.59 | \$1.60 to \$1.99 | \$2.00 to \$2.49 | \$2.50 to \$2.99 | \$3.00 to \$3.99 | \$4.00 to \$4.99 | \$5.00 to \$5.99 | \$6.00 to \$7.49 | \$7.50 or more | Not available <sup>1</sup> |                                  |
| <b>AGE AND SEX</b>  |   |                  |                  |                  |                  |                  |                  |                  |                  |                  |                |                            |                                  |
| Total, 16 years and over  | 52 452                                  | 2 688            | 3 208            | 8 493            | 10 240           | 7 969            | 9 193            | 4 232            | 1 784            | 1 002            | 424            | 3 219                      | 2.52                             |
| Male, total   | 32 051                                  | 927              | 1 585            | 3 236            | 6 373            | 5 548            | 6 516            | 2 809            | 1 530            | 743              | 424            | 2 360                      | 2.75                             |
| 16 to 21 years, total   | 2 728                                   | 60               | 368              | 434              | 1 047            | 253              | 374              | -                | -                | -                | -              | 191                        | 2.21                             |
| 16 to 21 years, not in school   | 2 422                                   | 60               | 308              | 434              | 802              | 253              | 374              | -                | -                | -                | -              | 191                        | 2.21                             |
| 22 to 34 years, total   | 10 970                                  | 198              | 580              | 1 972            | 2 700            | 2 097            | 1 784            | 716              | 311              | 196              | -              | 416                        | 2.47                             |
| 22 to 34 years, veteran of Vietnam                                    | 772                                     | 64               | 64               | -                | 239              | 127              | 217              | -                | -                | -                | -              | 60                         | 2.58                             |
| 25 to 34 years  | 8 103                                   | 134              | 282              | 1 418            | 2 009            | 1 347            | 1 597            | 453              | 311              | 196              | -              | 355                        | 2.51                             |
| 35 to 44 years  | 8 285                                   | 216              | 309              | 392              | 1 508            | 1 307            | 1 958            | 1 048            | 367              | 127              | 351            | 702                        | 3.03                             |
| 45 to 54 years  | 5 263                                   | 198              | 161              | 438              | 498              | 880              | 1 183            | 905              | 208              | 160              | 74             | 558                        | 3.15                             |
| 55 to 64 years  | 4 148                                   | 201              | 166              | -                | 564              | 805              | 1 013            | 140              | 576              | 259              | -              | 424                        | 3.12                             |
| 65 years and over   | 658                                     | 54               | -                | -                | 56               | 207              | 205              | -                | 67               | -                | -              | 69                         | 2.95                             |
| 40 to 64 years  | 13 228                                  | 467              | 484              | 595              | 1 561            | 2 206            | 2 841            | 1 569            | 1 151            | 483              | 337            | 1 533                      | 3.19                             |
| Female, total   | 20 401                                  | 1 761            | 1 623            | 5 257            | 3 867            | 2 421            | 2 677            | 1 423            | 254              | 259              | -              | 859                        | 2.19                             |
| 16 to 21 years, total   | 1 984                                   | 121              | 181              | 805              | 440              | 253              | 123              | -                | -                | -                | -              | 60                         | 1.93                             |
| 16 to 21 years, not in school   | 1 558                                   | 60               | 121              | 681              | 319              | 253              | 123              | -                | -                | -                | -              | -                          | 1.95                             |
| 22 to 34 years, total   | 6 701                                   | 297              | 518              | 1 965            | 1 364            | 1 094            | 635              | 321              | 116              | 67               | -              | 325                        | 2.16                             |
| 25 to 34 years  | 4 173                                   | 236              | 392              | 1 409            | 831              | 461              | 266              | 194              | 53               | 67               | -              | 264                        | 1.98                             |
| 35 to 44 years  | 4 142                                   | 246              | 653              | 1 229            | 776              | 257              | 384              | 336              | -                | -                | -              | 261                        | 1.95                             |
| 45 to 54 years  | 4 014                                   | 431              | 135              | 843              | 552              | 610              | 903              | 275              | 67               | 127              | -              | 71                         | 2.60                             |
| 55 to 64 years  | 2 860                                   | 559              | 67               | 350              | 546              | 141              | 632              | 353              | 70               | -                | -              | 141                        | 2.45                             |
| 65 years and over   | 700                                     | 107              | 69               | 66               | 188              | 66               | -                | 138              | -                | 66               | -              | -                          | 2.43                             |
| 40 to 64 years  | 8 386                                   | 1 121            | 529              | 1 460            | 1 489            | 881              | 1 602            | 697              | 138              | 127              | -              | 343                        | 2.38                             |
| <b>FAMILY STATUS<sup>2</sup></b>                                      |   |                  |                  |                  |                  |                  |                  |                  |                  |                  |                |                            |                                  |
| Male, total   | 30 705                                  | 873              | 1 524            | 3 172            | 6 072            | 5 023            | 6 312            | 2 809            | 1 463            | 743              | 424            | 2 291                      | 2.76                             |
| Family head   | 16 345                                  | 432              | 615              | 1 171            | 2 557            | 3 719            | 3 639            | 1 561            | 1 052            | 395              | -              | 1 205                      | 2.88                             |
| Family member   | 2 807                                   | 144              | 244              | 409              | 1 043            | 242              | 552              | 84               | -                | -                | -              | 89                         | 2.28                             |
| Unrelated individual  | 11 553                                  | 297              | 665              | 1 591            | 2 472            | 1 062            | 2 121            | 1 164            | 411              | 349              | 424            | 997                        | 2.62                             |
| Female, total   | 18 797                                  | 1 593            | 1 494            | 5 007            | 3 396            | 2 223            | 2 616            | 1 285            | 191              | 193              | -              | 798                        | 2.17                             |
| Family head   | 2 946                                   | 114              | 254              | 651              | 580              | 460              | 611              | 138              | -                | 71               | -              | 67                         | 2.36                             |
| No children under 18 years  | 1 082                                   | 64               | -                | 262              | 135              | 134              | 279              | 71               | -                | 71               | -              | 67                         | 2.68                             |
| Children 6 to 17 years only   | 918                                     | -                | 191              | 144              | 315              | 134              | 134              | -                | -                | -                | -              | -                          | 2.20                             |
| Children under 6 years  | 946                                     | 51               | 64               | 245              | 130              | 191              | 198              | 67               | -                | -                | -              | -                          | 2.44                             |
| Wife of head  | 6 564                                   | 611              | 455              | 2 775            | 983              | 538              | 336              | 339              | -                | -                | -              | -                          | 1.88                             |
| No children under 18 years  | 3 878                                   | 483              | 201              | 1 622            | 535              | 274              | 276              | 211              | -                | -                | -              | -                          | 2.76                             |
| Children 6 to 17 years only   | 716                                     | 67               | 64               | 327              | 64               | 131              | -                | -                | -                | -                | -              | -                          | 1.84                             |
| Children under 6 years  | 1 970                                   | 60               | 190              | 826              | 384              | 133              | 60               | 127              | -                | -                | -              | -                          | 1.91                             |
| Other family member   | 3 195                                   | 131              | 259              | 871              | 771              | 439              | 455              | 135              | 67               | -                | -              | 67                         | 2.20                             |
| Unrelated individual  | 6 092                                   | 737              | 526              | 710              | 1 062            | 786              | 1 214            | 674              | 123              | 123              | -              | 137                        | 2.64                             |
| <b>EDUCATIONAL ATTAINMENT<sup>3</sup></b>                             |   |                  |                  |                  |                  |                  |                  |                  |                  |                  |                |                            |                                  |
| Male, total   | 30 705                                  | 873              | 1 524            | 3 172            | 6 072            | 5 023            | 6 312            | 2 809            | 1 463            | 743              | 424            | 2 291                      | 2.76                             |
| Elementary: 7 years or less   | 9 772                                   | 207              | 696              | 1 774            | 2 761            | 1 991            | 1 381            | 617              | 64               | 64               | -              | 219                        | 2.38                             |
| 8 years   | 2 156                                   | -                | 218              | 171              | 295              | 541              | 624              | 147              | -                | 93               | -              | 67                         | 2.83                             |
| High school: 1 to 3 years   | 5 409                                   | 212              | 325              | 671              | 700              | 653              | 1 432            | 402              | 345              | 166              | -              | 502                        | 2.92                             |
| 4 years   | 6 814                                   | 334              | 191              | 352              | 1 454            | 1 054            | 1 445            | 575              | 274              | 130              | 74             | 930                        | 2.80                             |
| College: 1 year or more   | 6 554                                   | 120              | 93               | 204              | 862              | 784              | 1 429            | 1 068            | 780              | 290              | 351            | 574                        | 3.67                             |
| Female, total   | 18 797                                  | 1 593            | 1 494            | 5 007            | 3 396            | 2 223            | 2 616            | 1 285            | 191              | 193              | -              | 798                        | 2.17                             |
| Elementary: 7 years or less   | 5 272                                   | 510              | 981              | 2 287            | 1 101            | 128              | 63               | 67               | -                | -                | -              | 134                        | 1.79                             |
| 8 years   | 1 641                                   | 198              | 131              | 456              | 264              | 260              | 269              | -                | -                | -                | -              | 64                         | 2.01                             |
| High school: 1 to 3 years   | 2 678                                   | 67               | 255              | 908              | 661              | 321              | 134              | 71               | 67               | -                | -              | 195                        | 2.01                             |
| 4 years   | 5 201                                   | 144              | 60               | 1 164            | 797              | 859              | 1 293            | 419              | 70               | 56               | -              | 339                        | 2.65                             |
| College: 1 year or more   | 4 005                                   | 674              | 67               | 193              | 573              | 656              | 857              | 728              | 53               | 137              | -              | 67                         | 3.09                             |
| <b>FAMILY SIZE BY FAMILY HEAD<sup>3</sup></b>                         |   |                  |                  |                  |                  |                  |                  |                  |                  |                  |                |                            |                                  |
| Male head, total  | 8 668                                   | 114              | 408              | 756              | 1 303            | 1 903            | 1 978            | 967              | 254              | 321              | -              | 663                        | 2.87                             |
| Males heading families with-  |   |                  |                  |                  |                  |                  |                  |                  |                  |                  |                |                            |                                  |
| 2 persons   | 176                                     | -                | -                | -                | -                | 176              | -                | -                | -                | -                | -              | -                          | 2.75                             |
| 3 persons   | 2 244                                   | -                | 188              | 251              | 124              | 382              | 578              | 130              | 127              | 127              | -              | 337                        | 3.01                             |
| 4 persons   | 2 176                                   | 51               | -                | 382              | 571              | 309              | 344              | 262              | 64               | 67               | -              | 127                        | 2.53                             |
| 5 persons   | 1 138                                   | -                | 92               | 60               | 131              | 322              | 278              | 127              | 64               | 64               | -              | -                          | 2.94                             |
| 6 persons   | 1 328                                   | -                | -                | -                | 280              | 328              | 332              | 257              | -                | 64               | -              | 67                         | 3.07                             |
| 7 persons or more   | 1 605                                   | 64               | 127              | 64               | 197              | 387              | 445              | 191              | -                | -                | -              | 131                        | 2.87                             |
| Female head, total  | 1 931                                   | 51               | 254              | 389              | 445              | 325              | 332              | 67               | -                | -                | -              | 67                         | 2.27                             |
| Females heading families with-  |   |                  |                  |                  |                  |                  |                  |                  |                  |                  |                |                            |                                  |
| 2 persons   | 542                                     | -                | -                | 208              | 67               | 67               | 134              | -                | -                | -                | -              | 67                         | 2.23                             |
| 3 persons   | 682                                     | 51               | 127              | 182              | 188              | 67               | 67               | -                | -                | -                | -              | -                          | 1.96                             |
| 4 persons   | 322                                     | -                | 64               | -                | 64               | 127              | 67               | -                | -                | -                | -              | -                          | 2.63                             |
| 5 persons   | 258                                     | -                | 64               | -                | 64               | 64               | 67               | -                | -                | -                | -              | -                          | 2.51                             |
| 6 persons   | 64                                      | -                | -                | -                | 64               | -                | -                | -                | -                | -                | -              | -                          | 2.25                             |
| 7 persons or more   | 64                                      | -                | -                | -                | -                | -                | 64               | -                | -                | -                | -              | -                          | 3.50                             |

<sup>1</sup> Not used in computing median. <sup>2</sup> Persons 16 to 64 years, not in school. <sup>3</sup> Families with children under 18 years; family heads 16 to 64 years, not in school.

**Table 10. Hourly Earnings of Full-Time Wage and Salary Workers, by Major Occupation and Industry Groups and Hours of Work: All Races**

[Limited to persons 16 to 64 years, not in school]

| Major Occupation Group<br>Major Industry Group<br>Hours of Work | Total full-time wage and salary workers | Hourly earnings  |                  |                  |                  |                  |                  |                  |                  |                  |                |                            | Median hourly earnings (dollars) |  |
|---|---|------------------|------------------|------------------|------------------|------------------|------------------|------------------|------------------|------------------|----------------|----------------------------|----------------------------------|--|
|   |   | Less than \$1.25 | \$1.25 to \$1.59 | \$1.60 to \$1.99 | \$2.00 to \$2.49 | \$2.50 to \$2.99 | \$3.00 to \$3.99 | \$4.00 to \$4.99 | \$5.00 to \$5.99 | \$6.00 to \$7.49 | \$7.50 or more | Not available <sup>1</sup> |                                  |  |
| <b>MAJOR OCCUPATION GROUP</b>                                   |   |                  |                  |                  |                  |                  |                  |                  |                  |                  |                |                            |                                  |  |
| Total employed  | 113 647                                 | 4 021            | 5 430            | 14 112           | 18 161           | 17 777           | 27 328           | 9 378            | 4 581            | 2 606            | 1 110          | 9 144                      | 2 81                             |  |
| Professional and technical                                      | 9 810                                   | 445              | 130              | 187              | 516              | 1 221            | 1 964            | 1 436            | 990              | 835              | 713            | 1 373                      | 3 96                             |  |
| Managerial and administrative                                   | 4 088                                   | 824              | 131              | 88               | 184              | 190              | 1 335            | 267              | 413              | 313              | 74             | 269                        | 3 45                             |  |
| Sales   | 3 017                                   | 67               | 160              | 404              | 472              | 263              | 580              | 207              | 418              | 74               | 88             | 374                        | 2 92                             |  |
| Clerical  | 19 968                                  | 565              | 67               | 1 334            | 3 708            | 3 854            | 6 093            | 2 297            | 354              | 190              | 88             | 1 419                      | 2 98                             |  |
| Craftsmen and foremen   | 11 218                                  | 84               | 319              | 878              | 859              | 2 354            | 2 679            | 1 329            | 1 066            | 543              | 171            | 938                        | 3 24                             |  |
| Operatives, except transportation                               | 28 140                                  | 586              | 1 658            | 6 168            | 6 092            | 4 716            | 5 683            | 1 328            | 134              | 350              | 1 425          | 2 41                       |                                  |  |
| Transport equipment operatives                                  | 5 807                                   | 61               | —                | 302              | 851              | 399              | 1 957            | 639              | 642              | 141              | 815            | 3 45                       |                                  |  |
| Laborers, except farm   | 6 228                                   | 239              | 211              | 621              | 1 291            | 718              | 2 064            | 657              | 66               | 160              | 64             | 135                        | 2 98                             |  |
| Service workers, except private household                       | 21 940                                  | 749              | 1 749            | 3 358            | 3 677            | 3 941            | 4 903            | 1 149            | 498              | —                | 1 916          | 1 56                       |                                  |  |
| Private household workers                                       | 3 075                                   | 403              | 1 005            | 702              | 358              | 60               | 70               | 69               | —                | —                | 407            | 1 00                       |                                  |  |
| Farmers and farm managers                                       | —                                       | —                | —                | —                | —                | —                | —                | —                | —                | —                | —              | —                          | 1 00                             |  |
| Farm laborers and foremen                                       | 356                                     | —                | —                | 70               | 152              | 60               | —                | —                | —                | —                | 74             | 2 23                       |                                  |  |
| Not available   | —                                       | —                | —                | —                | —                | —                | —                | —                | —                | —                | —              | —                          | 1 00                             |  |
| <b>Male, total</b>  | <b>68 471</b>                           | <b>1 615</b>     | <b>2 275</b>     | <b>5 027</b>     | <b>10 139</b>    | <b>11 115</b>    | <b>18 541</b>    | <b>7 033</b>     | <b>4 125</b>     | <b>2 150</b>     | <b>841</b>     | <b>5 610</b>               | <b>3 07</b>                      |  |
| Professional and technical                                      | 4 927                                   | 64               | 67               | 124              | 184              | 351              | 699              | 854              | 803              | 501              | 444            | 839                        | 4 65                             |  |
| Managerial and administrative                                   | 2 944                                   | 261              | 131              | 88               | 124              | 130              | 1 145            | 130              | 413              | 313              | 74             | 134                        | 3 59                             |  |
| Sales   | 2 016                                   | —                | 93               | 74               | 406              | 134              | 443              | 134              | 352              | 74               | —              | 307                        | 3 33                             |  |
| Clerical  | 6 659                                   | 201              | —                | 182              | 770              | 1 064            | 2 421            | 1 155            | 218              | 67               | 88             | 494                        | 3 37                             |  |
| Craftsmen and foremen   | 10 159                                  | 84               | 130              | 681              | 859              | 2 284            | 2 208            | 1 329            | 1 066            | 543              | 171            | 805                        | 3 29                             |  |
| Operatives, except transportation                               | 16 029                                  | 208              | 420              | 1 408            | 3 392            | 3 309            | 4 737            | 1 119            | 134              | 350              | —              | 951                        | 2 82                             |  |
| Transport equipment operatives                                  | 5 741                                   | 61               | —                | 302              | 851              | 333              | 1 957            | 639              | 642              | 141              | —              | 815                        | 3 47                             |  |
| Laborers, except farm   | 5 835                                   | 175              | 211              | 494              | 1 158            | 718              | 1 995            | 657              | 66               | 160              | 64             | 135                        | 3 05                             |  |
| Service workers, except private household                       | 13 533                                  | 479              | 1 226            | 1 510            | 2 148            | 2 731            | 2 936            | 1 016            | 431              | —                | —              | 1 056                      | 2 66                             |  |
| Private household workers                                       | 272                                     | 84               | —                | 95               | 94               | —                | —                | —                | —                | —                | —              | —                          | 1 82                             |  |
| Farmers and farm managers                                       | —                                       | —                | —                | —                | —                | —                | —                | —                | —                | —                | —              | —                          | 1 00                             |  |
| Farm laborers and foremen                                       | 356                                     | —                | —                | 70               | 152              | 60               | —                | —                | —                | —                | —              | 74                         | 2 23                             |  |
| Not available   | —                                       | —                | —                | —                | —                | —                | —                | —                | —                | —                | —              | —                          | 1 00                             |  |
| <b>Female, total</b>  | <b>45 176</b>                           | <b>2 406</b>     | <b>3 155</b>     | <b>9 085</b>     | <b>8 022</b>     | <b>6 662</b>     | <b>8 786</b>     | <b>2 344</b>     | <b>456</b>       | <b>456</b>       | <b>269</b>     | <b>3 533</b>               | <b>2 41</b>                      |  |
| Professional and technical                                      | 4 883                                   | 381              | 67               | 64               | 331              | 870              | 1 265            | 582              | 187              | 334              | 269            | 534                        | 3 49                             |  |
| Managerial and administrative                                   | 1 144                                   | 563              | —                | —                | 60               | 61               | 189              | 137              | —                | —                | —              | 134                        | 2 43                             |  |
| Sales   | 1 001                                   | 67               | 67               | 331              | 66               | 129              | 136              | 74               | 66               | —                | —              | 66                         | 2 03                             |  |
| Clerical  | 13 309                                  | 364              | 67               | 1 153            | 2 938            | 2 790            | 3 672            | 1 141            | 136              | 123              | —              | 925                        | 2 81                             |  |
| Craftsmen and foremen   | 1 059                                   | —                | 188              | 197              | —                | 70               | 471              | —                | —                | —                | —              | 133                        | 3 02                             |  |
| Operatives, except transportation                               | 12 111                                  | 378              | 1 239            | 4 760            | 2 700            | 1 407            | 946              | 209              | —                | —                | —              | 473                        | 1 95                             |  |
| Transport equipment operatives                                  | 66                                      | —                | —                | —                | —                | 66               | —                | —                | —                | —                | —              | —                          | 2 75                             |  |
| Laborers, except farm   | 393                                     | 63               | —                | 127              | 133              | —                | 70               | —                | —                | —                | —              | —                          | 2 02                             |  |
| Service workers, except private household                       | 8 407                                   | 270              | 523              | 1 847            | 1 529            | 1 209            | 1 967            | 133              | 67               | —                | —              | 861                        | 2 37                             |  |
| Private household workers                                       | 2 803                                   | 320              | 1 005            | 607              | 264              | 60               | 70               | 69               | —                | —                | —              | 407                        | 1 56                             |  |
| Farmers and farm managers                                       | —                                       | —                | —                | —                | —                | —                | —                | —                | —                | —                | —              | —                          | 1 00                             |  |
| Farm laborers and foremen                                       | —                                       | —                | —                | —                | —                | —                | —                | —                | —                | —                | —              | —                          | 1 00                             |  |
| Not available   | —                                       | —                | —                | —                | —                | —                | —                | —                | —                | —                | —              | —                          | 1 00                             |  |
| <b>MAJOR INDUSTRY GROUP</b>                                     |   |                  |                  |                  |                  |                  |                  |                  |                  |                  |                |                            |                                  |  |
| <b>Male, total</b>  | <b>68 471</b>                           | <b>1 615</b>     | <b>2 275</b>     | <b>5 027</b>     | <b>10 139</b>    | <b>11 115</b>    | <b>18 541</b>    | <b>7 033</b>     | <b>4 125</b>     | <b>2 150</b>     | <b>841</b>     | <b>5 610</b>               | <b>3 07</b>                      |  |
| <b>Private Wage and Salary Worker</b>                           |   |                  |                  |                  |                  |                  |                  |                  |                  |                  |                |                            |                                  |  |
| Agriculture, forestry, and fisheries                            | 641                                     | —                | —                | 70               | 216              | 60               | 130              | —                | —                | —                | —              | 165                        | 2 39                             |  |
| Mining  | —                                       | —                | —                | —                | —                | —                | —                | —                | —                | —                | —              | —                          | 1 00                             |  |
| Construction  | 2 385                                   | —                | —                | —                | 162              | 324              | 117              | 733              | 132              | 535              | —              | 383                        | 4 54                             |  |
| Durable goods manufacturing                                     | 15 342                                  | 358              | 67               | 930              | 2 493            | 2 456            | 5 258            | 1 635            | 471              | 479              | 157            | 1 039                      | 3 17                             |  |
| Nondurable goods manufacturing                                  | 8 125                                   | 56               | 88               | 509              | 1 515            | 2 099            | 2 300            | 630              | 536              | —                | —              | 393                        | 2 90                             |  |
| Transportation, communication, and other public utilities       | 4 238                                   | 61               | —                | 144              | 480              | 400              | 1 351            | 704              | 637              | 160              | —              | 301                        | 3 65                             |  |
| Wholesale and retail trade                                      | 12 590                                  | 205              | 935              | 1 542            | 2 060            | 1 560            | 3 669            | 839              | 323              | 322              | —              | 1 135                      | 2 82                             |  |
| Finance, insurance, and real estate                             | 1 488                                   | 66               | —                | —                | 339              | 181              | 218              | 66               | 292              | —                | 88             | 237                        | 3 18                             |  |
| Business and repair services                                    | 4 732                                   | 61               | 123              | 527              | 1 114            | 1 127            | 1 005            | 278              | 74               | —                | —              | 423                        | 2 65                             |  |
| Personal services   | 3 679                                   | 392              | 464              | 732              | 859              | 645              | 214              | 67               | —                | —                | 74             | 232                        | 2 08                             |  |
| Professional services and entertainment                         | 4 308                                   | 277              | 446              | 151              | 564              | 759              | 869              | 350              | 226              | 88               | 67             | 511                        | 2 82                             |  |
| <b>Government<sup>2</sup></b>                                   |   |                  |                  |                  |                  |                  |                  |                  |                  |                  |                |                            |                                  |  |
| Educational services  | 1 693                                   | —                | —                | 205              | 80               | 154              | 480              | 84               | 133              | 247              | 88             | 224                        | 3 62                             |  |
| All other government services                                   | 9 250                                   | 140              | 152              | 218              | 257              | 1 349            | 2 929            | 1 648            | 1 301            | 319              | 368            | 569                        | 3 76                             |  |
| Not available   | —                                       | —                | —                | —                | —                | —                | —                | —                | —                | —                | —              | —                          | 1 00                             |  |
| <b>Female, total</b>  | <b>45 176</b>                           | <b>2 406</b>     | <b>3 155</b>     | <b>9 085</b>     | <b>8 022</b>     | <b>6 662</b>     | <b>8 786</b>     | <b>2 344</b>     | <b>456</b>       | <b>456</b>       | <b>269</b>     | <b>3 533</b>               | <b>2 41</b>                      |  |
| <b>Private Wage and Salary Worker</b>                           |   |                  |                  |                  |                  |                  |                  |                  |                  |                  |                |                            |                                  |  |
| Agriculture, forestry, and fisheries                            | —                                       | —                | —                | —                | —                | —                | —                | —                | —                | —                | —              | —                          | 1 00                             |  |
| Mining  | 69                                      | —                | —                | —                | —                | —                | 69               | —                | —                | —                | —              | —                          | 3 50                             |  |
| Construction  | 67                                      | —                | —                | —                | —                | —                | —                | —                | —                | —                | —              | 67                         | 1 00                             |  |
| Durable goods manufacturing                                     | 4 163                                   | 130              | 251              | 916              | 518              | 863              | 1 206            | 137              | —                | —                | —              | 141                        | 2 61                             |  |
| Nondurable goods manufacturing                                  | 8 404                                   | 444              | 584              | 3 428            | 1 888            | 675              | 664              | 334              | —                | —                | —              | 387                        | 1 95                             |  |
| Transportation, communication, and other public utilities       | 1 093                                   | —                | 67               | 127              | 121              | 314              | 201              | 141              | —                | 56               | —              | 67                         | 2 82                             |  |
| Wholesale and retail trade                                      | 5 101                                   | 71               | 654              | 1 088            | 1 204            | 541              | 1 007            | 204              | —                | 67               | —              | 268                        | 2 25                             |  |
| Finance, insurance, and real estate                             | 2 758                                   | 333              | —                | 187              | 597              | 576              | 405              | 204              | 66               | 67               | —              | 335                        | 2 62                             |  |
| Business and repair services                                    | 1 331                                   | —                | —                | —                | 130              | 728              | 130              | —                | —                | —                | —              | —                          | 2 63                             |  |
| Personal services   | 5 243                                   | 320              | 1 401            | 1 541            | 782              | 194              | 395              | 69               | —                | —                | —              | 542                        | 1 76                             |  |
| Professional services and entertainment                         | 8 473                                   | 845              | 130              | 1 129            | 1 800            | 1 191            | 1 724            | 715              | 271              | 137              | —              | 529                        | 2 66                             |  |
| <b>Government<sup>2</sup></b>                                   |   |                  |                  |                  |                  |                  |                  |                  |                  |                  |                |                            |                                  |  |
| Educational services  | 1 988                                   | 67               | —                | 67               | 70               | 392              | 602              | 66               | —                | 130              | 133            | 462                        | 3 28                             |  |
| All other government services                                   | 6 484                                   | 197              | 67               | 260              | 923              | 1 189            | 2 383            | 474              | 120              | —                | 136            | 736                        | 3 10                             |  |
| Not available   | —                                       | —                | —                | —                | —                | —                | —                | —                | —                | —                | —              | —                          | 1 00                             |  |

<sup>1</sup>Not used in computing median. <sup>2</sup>Government class of worker.

**Table 10. Hourly Earnings of Full-Time Wage and Salary Workers, by Major Occupation and Industry Groups and Hours of Work: All Races—Continued**

[Limited to persons 16 to 64 years, not in school]

| Major Occupation Group<br>Major Industry Group<br>Hours of Work | Total full-time wage and salary workers | Hourly earnings  |                  |                  |                  |                  |                  |                  |                  |                  |                | Median hourly earnings (dollars) |                            |
|---|---|------------------|------------------|------------------|------------------|------------------|------------------|------------------|------------------|------------------|----------------|----------------------------------|----------------------------|
|   |   | Less than \$1.25 | \$1.25 to \$1.59 | \$1.60 to \$1.99 | \$2.00 to \$2.49 | \$2.50 to \$2.99 | \$3.00 to \$3.99 | \$4.00 to \$4.99 | \$5.00 to \$5.99 | \$6.00 to \$7.49 | \$7.50 or more |                                  | Not available <sup>1</sup> |
| <b>HOURS OF WORK</b>  |   |                  |                  |                  |                  |                  |                  |                  |                  |                  |                |                                  |                            |
| Male, total .....   | 68 471                                  | 1 615            | 2 275            | 5 027            | 10 139           | 11 115           | 18 541           | 7 033            | 4 125            | 2 150            | 841            | 5 610                            | 3.07                       |
| 35 to 39 hours .....  | 2 089                                   | -                | 231              | 80               | 435              | 187              | 472              | 131              | 156              | 69               | -              | 328                              | 2.86                       |
| 40 hours .....  | 49 145                                  | 893              | 750              | 3 424            | 7 345            | 8 051            | 13 453           | 5 256            | 3 205            | 1 947            | 697            | 4 124                            | 3.15                       |
| 41 to 47 hours .....  | 5 011                                   | 68               | 88               | 456              | 588              | 693              | 1 816            | 700              | 269              | -                | -              | 362                              | 3.25                       |
| 48 hours .....  | 3 957                                   | 56               | 553              | 194              | 665              | 708              | 987              | 220              | 201              | 67               | 69             | 236                              | 2.78                       |
| 48 to 59 hours .....  | 5 433                                   | 340              | 187              | 655              | 873              | 1 119            | 974              | 506              | 293              | 67               | -              | 419                              | 2.72                       |
| 60 hours or more .....  | 2 836                                   | 257              | 467              | 218              | 264              | 356              | 840              | 220              | -                | -                | 74             | 140                              | 2.70                       |
| Female, total .....   | 45 176                                  | 2 406            | 3 155            | 9 085            | 8 022            | 6 662            | 8 786            | 2 344            | 456              | 456              | 269            | 3 533                            | 2.41                       |
| 35 to 39 hours .....  | 3 266                                   | 237              | 266              | 645              | 914              | 733              | 270              | 133              | -                | -                | -              | 67                               | 2.25                       |
| 40 hours .....  | 36 069                                  | 1 361            | 2 166            | 7 450            | 6 521            | 5 070            | 7 587            | 1 870            | 456              | 319              | 203            | 3 066                            | 2.44                       |
| 41 to 47 hours .....  | 2 271                                   | 71               | 136              | 660              | 130              | 397              | 477              | 208              | -                | 67               | -              | 127                              | 2.60                       |
| 48 hours .....  | 1 686                                   | 317              | 320              | 61               | 263              | 330              | 193              | 67               | -                | -                | 67             | 69                               | 2.32                       |
| 48 to 59 hours .....  | 1 288                                   | 290              | 199              | 203              | 194              | -                | 132              | 67               | -                | -                | -              | 205                              | 1.81                       |
| 60 hours or more .....  | 596                                     | 131              | 67               | 67               | -                | 133              | 128              | -                | -                | 71               | -              | -                                | 2.63                       |

<sup>1</sup>Not used in computing median.

**Table 10a. Hourly Earnings of Full-Time Wage and Salary Workers, by Major Occupation and Industry Groups and Hours of Work: Negro**

[Limited to persons 16 to 64 years, not in school.]

| Major Occupation Group<br>Major Industry Group<br>Hours of Work | Total full-time wage and salary workers | Hourly earnings  |                  |                  |                  |                  |                  |                  |                  |                  |                | Not available <sup>1</sup> | Median hourly earnings (dollars) |             |
|---|---|------------------|------------------|------------------|------------------|------------------|------------------|------------------|------------------|------------------|----------------|----------------------------|----------------------------------|-------------|
|   |   | Less than \$1.25 | \$1.25 to \$1.59 | \$1.60 to \$1.99 | \$2.00 to \$2.49 | \$2.50 to \$2.99 | \$3.00 to \$3.99 | \$4.00 to \$4.99 | \$5.00 to \$5.99 | \$6.00 to \$7.49 | \$7.50 or more |                            |                                  |             |
| <b>MAJOR OCCUPATION GROUP</b>                                   |   |                  |                  |                  |                  |                  |                  |                  |                  |                  |                |                            |                                  |             |
| Total employed  | 55 636                                  | 1 182            | 2 056            | 5 116            | 7 699            | 9 567            | 15 714           | 4 644            | 2 239            | 1 204            | 622            | 5 590                      |                                  | 2.97        |
| Professional and technical                                      | 3 888                                   | -                | 67               | -                | 254              | 836              | 618              | 429              | 206              | 318              | 538            | 623                        |                                  | 3.77        |
| Managerial and administrative                                   | 1 408                                   | 205              | -                | -                | 124              | 61               | 699              | 67               | 130              | -                | -              | 124                        |                                  | 3.36        |
| Sales   | 1 404                                   | -                | 67               | 136              | 160              | 132              | 423              | 67               | 290              | -                | -              | 130                        |                                  | 3.34        |
| Clerical  | 10 694                                  | 188              | -                | 883              | 2 047            | 1 849            | 3 498            | 950              | 396              | 67               | -              | 1 016                      |                                  | 2.97        |
| Craftsmen and foremen   | 5 046                                   | -                | 61               | 232              | 289              | 1 082            | 1 357            | 894              | 485              | 385              | 84             | 419                        |                                  | 3.48        |
| Operatives, except transportation                               | 9 907                                   | 129              | 670              | 1 195            | 1 716            | 2 291            | 2 678            | 526              | 63               | 133              | -              | 505                        |                                  | 2.72        |
| Transport equipment operatives                                  | 4 307                                   | -                | -                | 302              | 443              | 196              | 1 436            | 565              | 574              | -                | -              | 590                        |                                  | 3.60        |
| Laborers, except farm   | 3 125                                   | -                | 63               | 133              | 448              | 467              | 1 306            | 347              | 66               | 160              | -              | 135                        |                                  | 3.29        |
| Service workers, except private household                       | 13 643                                  | 260              | 587              | 1 744            | 1 927            | 2 653            | 3 703            | 932              | 269              | -                | -              | 1 568                      |                                  | 2.79        |
| Private household workers                                       | 2 139                                   | 276              | 605              | 491              | 291              | -                | -                | 69               | -                | -                | -              | 407                        |                                  | 1.59        |
| Farmers and farm managers                                       | -                                       | -                | -                | -                | -                | -                | -                | -                | -                | -                | -              | -                          |                                  | .00         |
| Farm laborers and foremen                                       | 74                                      | -                | -                | -                | -                | -                | -                | -                | -                | -                | -              | 74                         |                                  | .00         |
| Not available   | -                                       | -                | -                | -                | -                | -                | -                | -                | -                | -                | -              | -                          |                                  | .00         |
| <b>Male, total</b>  | <b>32 569</b>                           | <b>473</b>       | <b>462</b>       | <b>1 551</b>     | <b>3 725</b>     | <b>5 517</b>     | <b>10 341</b>    | <b>4 044</b>     | <b>2 107</b>     | <b>1 008</b>     | <b>352</b>     | <b>2 989</b>               |                                  | <b>3.30</b> |
| Professional and technical                                      | 1 748                                   | -                | -                | -                | 121              | 157              | 158              | 363              | 206              | 189              | 269            | 287                        |                                  | 4.81        |
| Managerial and administrative                                   | 1 219                                   | 205              | -                | -                | 124              | -                | 633              | 67               | 130              | -                | -              | 61                         |                                  | 3.40        |
| Sales   | 801                                     | -                | -                | -                | 94               | 67               | 286              | 67               | 225              | -                | -              | 64                         |                                  | 3.73        |
| Clerical  | 3 598                                   | -                | -                | 182              | 482              | 466              | 1 300            | 618              | 130              | -                | -              | 420                        |                                  | 3.35        |
| Craftsmen and foremen   | 4 650                                   | -                | -                | 232              | 289              | 1 082            | 1 155            | 694              | 445              | 385              | 84             | 286                        |                                  | 3.50        |
| Operatives, except transportation                               | 5 711                                   | 64               | 211              | 266              | 784              | 1 424            | 1 840            | 526              | 63               | 133              | -              | 300                        |                                  | 2.98        |
| Transport equipment operatives                                  | 4 307                                   | 61               | -                | 302              | 443              | 196              | 1 436            | 565              | 574              | 141              | -              | 590                        |                                  | 3.60        |
| Laborers, except farm   | 2 926                                   | -                | 63               | 67               | 378              | 467              | 1 306            | 347              | 66               | 160              | -              | 135                        |                                  | 3.37        |
| Service workers, except private household                       | 7 264                                   | 61               | 251              | 408              | 917              | 1 658            | 2 128            | 799              | 269              | -                | -              | 774                        |                                  | 2.99        |
| Private household workers                                       | 272                                     | 84               | -                | 95               | 94               | -                | -                | -                | -                | -                | -              | -                          |                                  | 1.82        |
| Farmers and farm managers                                       | -                                       | -                | -                | -                | -                | -                | -                | -                | -                | -                | -              | 74                         |                                  | .00         |
| Farm laborers and foremen                                       | 74                                      | -                | -                | -                | -                | -                | -                | -                | -                | -                | -              | -                          |                                  | .00         |
| Not available   | -                                       | -                | -                | -                | -                | -                | -                | -                | -                | -                | -              | -                          |                                  | .00         |
| <b>Female, total</b>  | <b>23 066</b>                           | <b>709</b>       | <b>1 594</b>     | <b>3 565</b>     | <b>3 974</b>     | <b>4 049</b>     | <b>5 375</b>     | <b>601</b>       | <b>132</b>       | <b>196</b>       | <b>269</b>     | <b>2 601</b>               |                                  | <b>2.55</b> |
| Professional and technical                                      | 2 140                                   | -                | 67               | -                | 133              | 679              | 460              | 67               | -                | 130              | 269            | 336                        |                                  | 3.05        |
| Managerial and administrative                                   | 189                                     | -                | -                | -                | -                | 61               | 66               | -                | -                | -                | -              | 63                         |                                  | 3.04        |
| Sales   | 603                                     | -                | 67               | 136              | 66               | 66               | 136              | -                | 66               | -                | -              | 66                         |                                  | 2.50        |
| Clerical  | 7 097                                   | 188              | -                | 702              | 1 565            | 1 383            | 2 198            | 332              | 67               | 67               | -              | 597                        |                                  | 2.80        |
| Craftsmen and foremen   | 396                                     | -                | 61               | -                | -                | -                | 202              | -                | -                | -                | -              | 205                        |                                  | 3.35        |
| Operatives, except transportation                               | 4 195                                   | 66               | 459              | 929              | 931              | 867              | 738              | -                | -                | -                | -              | 205                        |                                  | 2.29        |
| Transport equipment operatives                                  | 396                                     | -                | 61               | -                | -                | -                | -                | -                | -                | -                | -              | -                          |                                  | .00         |
| Laborers, except farm   | 200                                     | 63               | -                | 67               | 70               | -                | -                | -                | -                | -                | -              | 794                        |                                  | 2.46        |
| Service workers, except private household                       | 6 379                                   | 199              | 336              | 1 336            | 1 011            | 995              | 1 575            | 133              | -                | -                | -              | 407                        |                                  | 1.56        |
| Private household workers                                       | 1 867                                   | 193              | 605              | 396              | 197              | -                | -                | 69               | -                | -                | -              | -                          |                                  | .00         |
| Farmers and farm managers                                       | -                                       | -                | -                | -                | -                | -                | -                | -                | -                | -                | -              | -                          |                                  | .00         |
| Farm laborers and foremen                                       | -                                       | -                | -                | -                | -                | -                | -                | -                | -                | -                | -              | -                          |                                  | .00         |
| Not available   | -                                       | -                | -                | -                | -                | -                | -                | -                | -                | -                | -              | -                          |                                  | .00         |
| <b>MAJOR INDUSTRY GROUP</b>                                     |   |                  |                  |                  |                  |                  |                  |                  |                  |                  |                |                            |                                  |             |
| <b>Male, total</b>  | <b>32 569</b>                           | <b>473</b>       | <b>462</b>       | <b>1 551</b>     | <b>3 725</b>     | <b>5 517</b>     | <b>10 341</b>    | <b>4 044</b>     | <b>2 107</b>     | <b>1 008</b>     | <b>352</b>     | <b>2 989</b>               |                                  | <b>3.30</b> |
| <b>Private Wage and Salary Worker</b>                           |   |                  |                  |                  |                  |                  |                  |                  |                  |                  |                |                            |                                  |             |
| Agriculture, forestry, and fisheries                            | 140                                     | -                | -                | -                | -                | -                | 67               | -                | -                | -                | -              | -                          |                                  | 3.50        |
| Mining  | 69                                      | -                | -                | -                | -                | -                | -                | 69               | -                | -                | -              | -                          |                                  | .00         |
| Construction  | 1 361                                   | -                | -                | -                | 94               | 133              | 358              | 983              | 132              | 465              | 69             | 498                        |                                  | 3.43        |
| Durable goods manufacturing                                     | 6 167                                   | -                | 67               | -                | 592              | 1 101            | 2 496            | 1 161            | 266              | -                | -              | -                          |                                  | 3.16        |
| Nondurable goods manufacturing                                  | 2 748                                   | -                | -                | -                | 218              | 973              | 1 161            | 130              | 266              | -                | -              | -                          |                                  | 2.79        |
| Transportation, communication, and other public utilities       | 3 063                                   | 61               | -                | 144              | 235              | 264              | 1 007            | 537              | 495              | 94               | -              | 227                        |                                  | 2.79        |
| Wholesale and retail trade                                      | 5 664                                   | 64               | 124              | 758              | 1 101            | 713              | 1 715            | 263              | 127              | 61               | -              | 149                        |                                  | 3.25        |
| Finance, insurance, and real estate                             | 703                                     | 66               | -                | -                | 121              | 50               | 154              | -                | 161              | -                | -              | 133                        |                                  | 2.72        |
| Business and repair services                                    | 2 030                                   | 61               | -                | 306              | 345              | 531              | 590              | 63               | -                | -                | -              | 95                         |                                  | 2.15        |
| Personal services   | 1 275                                   | 153              | 84               | 216              | 468              | 193              | 463              | 136              | -                | -                | 67             | 350                        |                                  | 3.05        |
| Professional services and entertainment                         | 1 633                                   | -                | 188              | -                | 215              | 216              | 463              | 136              | -                | -                | -              | -                          |                                  | 3.05        |
| <b>Government<sup>2</sup></b>                                   |   |                  |                  |                  |                  |                  |                  |                  |                  |                  |                |                            |                                  |             |
| Educational services  | 988                                     | -                | -                | 61               | 80               | 154              | 417              | 84               | 66               | -                | -              | 127                        |                                  | 3.33        |
| All other government services                                   | 6 799                                   | 69               | -                | 67               | 257              | 1 188            | 2 272            | 1 424            | 793              | 95               | 217            | 418                        |                                  | 3.71        |
| Not available   | -                                       | -                | -                | -                | -                | -                | -                | -                | -                | -                | -              | -                          |                                  | .00         |
| <b>Female, total</b>  | <b>23 066</b>                           | <b>709</b>       | <b>1 594</b>     | <b>3 565</b>     | <b>3 974</b>     | <b>4 049</b>     | <b>5 375</b>     | <b>601</b>       | <b>132</b>       | <b>196</b>       | <b>269</b>     | <b>2 601</b>               |                                  | <b>2.55</b> |
| <b>Private Wage and Salary Worker</b>                           |   |                  |                  |                  |                  |                  |                  |                  |                  |                  |                |                            |                                  |             |
| Agriculture, forestry, and fisheries                            | -                                       | -                | -                | -                | -                | -                | -                | -                | -                | -                | -              | -                          |                                  | .00         |
| Mining  | 69                                      | -                | -                | -                | -                | -                | 69               | -                | -                | -                | -              | -                          |                                  | 3.50        |
| Construction  | 1 361                                   | -                | -                | -                | 94               | 133              | 358              | 983              | 132              | 465              | 69             | 498                        |                                  | 3.43        |
| Durable goods manufacturing                                     | 1 928                                   | 66               | 127              | 263              | 134              | 465              | 803              | 70               | -                | -                | -              | 199                        |                                  | 2.13        |
| Nondurable goods manufacturing                                  | 1 986                                   | 129              | 196              | 465              | 400              | 269              | 265              | 63               | -                | -                | -              | -                          |                                  | 2.48        |
| Transportation, communication, and other public utilities       | 317                                     | -                | -                | 67               | 61               | 61               | 63               | -                | -                | -                | -              | 67                         |                                  | 2.31        |
| Wholesale and retail trade                                      | 2 303                                   | -                | 269              | 445              | 658              | 265              | 598              | -                | -                | 66               | 67             | 130                        |                                  | 2.52        |
| Finance, insurance, and real estate                             | 970                                     | 61               | -                | 123              | 240              | 195              | 70               | -                | 66               | -                | -              | -                          |                                  | 2.67        |
| Business and repair services                                    | 728                                     | -                | -                | 208              | -                | 460              | 61               | -                | -                | -                | -              | 542                        |                                  | 1.80        |
| Personal services   | 3 402                                   | 193              | 805              | 861              | 595              | 133              | 205              | 69               | -                | -                | -              | 466                        |                                  | 2.53        |
| Professional services and entertainment                         | 4 331                                   | 81               | 130              | 807              | 873              | 938              | 922              | 133              | -                | -                | -              | -                          |                                  | 3.33        |
| <b>Government<sup>2</sup></b>                                   |   |                  |                  |                  |                  |                  |                  |                  |                  |                  |                |                            |                                  |             |
| Educational services  | 1 723                                   | 67               | -                | 67               | 70               | 268              | 461              | 66               | -                | 130              | 133            | 462                        |                                  | 3.35        |
| All other government services                                   | 5 308                                   | 133              | 67               | 260              | 923              | 995              | 1 858            | 199              | 67               | -                | 136            | 669                        |                                  | 2.97        |
| Not available   | -                                       | -                | -                | -                | -                | -                | -                | -                | -                | -                | -              | -                          |                                  | .00         |

<sup>1</sup> Not used in computing median. <sup>2</sup> Government class of worker.

Table 10a. Hourly Earnings of Full-Time Wage and Salary Workers, by Major Occupation and Industry Groups and Hours of Work: Negro-Continued

[ Limited to persons 16 to 64 years, not in school ]

| Major Occupation Group<br>Major Industry Group<br>Hours of Work | Total<br>full-time<br>wage and<br>salary<br>workers | Hourly earnings     |                     |                     |                     |                     |                     |                     |                     |                     |                   | Median<br>hourly<br>earnings<br>(dollars) |                               |
|---|---|---------------------|---------------------|---------------------|---------------------|---------------------|---------------------|---------------------|---------------------|---------------------|-------------------|---|-------------------------------|
|   |   | Less than<br>\$1.25 | \$1.25 to<br>\$1.59 | \$1.60 to<br>\$1.99 | \$2.00 to<br>\$2.49 | \$2.50 to<br>\$2.99 | \$3.00 to<br>\$3.99 | \$4.00 to<br>\$4.99 | \$5.00 to<br>\$5.99 | \$6.00 to<br>\$7.49 | \$7.50 or<br>more |   | Not<br>available <sup>1</sup> |
| <b>HOURS OF WORK</b>  |   |                     |                     |                     |                     |                     |                     |                     |                     |                     |                   |   |                               |
| Male, total .....   | 32 569  | 473                 | 462                 | 1 551               | 3 725               | 5 517               | 10 341              | 4 044               | 2 107               | 1 008               | 352               | 2 989                                     | 3.30                          |
| 36 to 39 hours .....  | 742   | -                   | 63                  | 80                  | 67                  | 94                  | 63                  | -                   | 156                 | 69                  | -                 | 149                                       | 2.96                          |
| 40 hours .....  | 23 257  | 66                  | 181                 | 927                 | 2 317               | 3 695               | 7 790               | 3 156               | 1 790               | 872                 | 283               | 2 178                                     | 3.43                          |
| 41 to 47 hours .....  | 2 730   | -                   | -                   | 165                 | 307                 | 536                 | 1 017               | 422                 | 66                  | -                   | -                 | 218                                       | 3.24                          |
| 48 hours .....  | 1 544   | -                   | 90                  | 67                  | 347                 | 300                 | 507                 | 69                  | -                   | -                   | 69                | 95  | 2.87                          |
| 49 to 59 hours .....  | 2 799   | 277                 | -                   | 245                 | 485                 | 602                 | 350                 | 330                 | 95                  | 67                  | -                 | 350                                       | 2.68                          |
| 60 hours or more .....  | 1 498   | 130                 | 127                 | 67                  | 203                 | 290                 | 614                 | 67                  | -                   | -                   | -                 | -   | 2.88                          |
| Female, total .....   | 23 066  | 709                 | 1 594               | 3 565               | 3 974               | 4 049               | 5 375               | 601                 | 132                 | 196                 | 269               | 2 601                                     | 2.55                          |
| 36 to 39 hours .....  | 1 130   | 126                 | 136                 | 205                 | 196                 | 337                 | 129                 | -                   | -                   | -                   | -                 | -   | 2.25                          |
| 40 hours .....  | 18 769  | 390                 | 995                 | 2 705               | 3 452               | 3 117               | 4 715               | 601                 | 132                 | 196                 | 203               | 2 264                                     | 2.62                          |
| 41 to 47 hours .....  | 1 323   | -                   | 136                 | 462                 | 130                 | 263                 | 269                 | -                   | -                   | -                   | -                 | 63  | 2.12                          |
| 48 hours .....  | 858   | 66                  | 127                 | 61                  | 133                 | 266                 | 69                  | -                   | -                   | -                   | 67                | 69  | 2.51                          |
| 49 to 59 hours .....  | 729   | 63                  | 199                 | 67                  | 63                  | -                   | 132                 | -                   | -                   | -                   | -                 | 205                                       | 1.60                          |
| 60 hours or more .....  | 257   | 63                  | -                   | 67                  | -                   | 67                  | 61                  | -                   | -                   | -                   | -                 | -   | 1.99                          |

<sup>1</sup> Not used in computing median.

**Table 10b. Hourly Earnings of Full-Time Wage and Salary Workers, by Major Occupation and Industry Groups and Hours of Work: White**

(Limited to persons 16 to 64 years, not in school)

| Major Occupation Group<br>Major Industry Group<br>Hours of Work | Total full-time wage and salary workers | Hourly earnings  |                  |                  |                  |                  |                  |                  |                  |                  |                |                            | Median hourly earnings (dollars) |
|---|---|------------------|------------------|------------------|------------------|------------------|------------------|------------------|------------------|------------------|----------------|----------------------------|----------------------------------|
|   |   | Less than \$1.25 | \$1.25 to \$1.59 | \$1.60 to \$1.99 | \$2.00 to \$2.49 | \$2.50 to \$2.99 | \$3.00 to \$3.99 | \$4.00 to \$4.99 | \$5.00 to \$5.99 | \$6.00 to \$7.49 | \$7.50 or more | Not available <sup>1</sup> |                                  |
| <b>MAJOR OCCUPATION GROUP:</b>                                  |   |                  |                  |                  |                  |                  |                  |                  |                  |                  |                |                            |                                  |
| Total employed.....   | 49 502                                  | 2 467            | 3 018            | 8 179            | 9 467            | 7 246            | 8 928            | 4 094            | 1 653            | 937              | 424            | 3 089                      | 2.53                             |
| Professional and technical.....                                 | 3 938                                   | 277              | -                | 187              | 262              | 194              | 795              | 612              | 433              | 203              | 175            | 599                        | 4.08                             |
| Managerial and administrative.....                              | 2 170                                   | 619              | 131              | 88               | 60               | 130              | 384              | 134              | 157              | 250              | 74             | 145                        | 3.25                             |
| Sales.....  | 1 549                                   | 67               | 93               | 268              | 312              | 131              | 93               | 140              | 127              | 74               | -              | 244                        | 2.36                             |
| Clerical.....   | 7 456                                   | 311              | 67               | 387              | 1 339            | 1 743            | 1 916            | 1 061            | 88               | 123              | 88             | 332                        | 2.94                             |
| Craftsmen and foremen.....                                      | 5 474                                   | 84               | 258              | 646              | 570              | 1 075            | 1 107            | 635              | 554              | 70               | 88             | 388                        | 2.96                             |
| Operatives, except transportation.....                          | 16 721                                  | 457              | 921              | 4 634            | 3 830            | 2 291            | 2 784            | 709              | 71               | 217              | -              | 808                        | 2.26                             |
| Transport equipment operatives.....                             | 1 339                                   | -                | -                | -                | 408              | 203              | 360              | 74               | 68               | -                | -              | 225                        | 2.87                             |
| Laborers, except farm.....                                      | 2 819                                   | 107              | 211              | 488              | 843              | 251              | 607              | 311              | -                | -                | -              | -                          | 2.36                             |
| Service workers, except private household.....                  | 6 886                                   | 419              | 936              | 1 269            | 1 623            | 1 107            | 812              | 217              | 155              | -                | -              | 349                        | 2.20                             |
| Private household workers.....                                  | 936                                     | 127              | 400              | 211              | 67               | 60               | 70               | -                | -                | -                | -              | -                          | 1.55                             |
| Farmers and farm managers.....                                  | -                                       | -                | -                | -                | -                | -                | -                | -                | -                | -                | -              | -                          | .00                              |
| Farm laborers and foremen.....                                  | 213                                     | -                | -                | -                | 152              | 60               | -                | -                | -                | -                | -              | -                          | 2.35                             |
| Not available.....  | -                                       | -                | -                | -                | -                | -                | -                | -                | -                | -                | -              | -                          | .00                              |
| <b>Male, total.....</b>   | <b>30 705</b>                           | <b>873</b>       | <b>1 524</b>     | <b>3 172</b>     | <b>6 072</b>     | <b>5 023</b>     | <b>6 312</b>     | <b>2 809</b>     | <b>1 463</b>     | <b>743</b>       | <b>424</b>     | <b>2 291</b>               | <b>2.76</b>                      |
| Professional and technical.....                                 | 2 144                                   | -                | -                | 124              | 63               | 127              | 323              | 491              | 310              | 66               | 175            | 465                        | 4.41                             |
| Managerial and administrative.....                              | 1 282                                   | 56               | 131              | 88               | -                | 130              | 260              | 64               | 157              | 250              | 74             | 74                         | 3.77                             |
| Sales.....  | 1 151                                   | -                | 93               | 74               | 312              | 67               | 93               | 67               | 127              | 74               | -              | 244                        | 2.46                             |
| Clerical.....   | 2 426                                   | 134              | -                | -                | 288              | 531              | 707              | 449              | 88               | 67               | 88             | 74                         | 3.36                             |
| Craftsmen and foremen.....                                      | 4 878                                   | 84               | 130              | 449              | 570              | 1 005            | 905              | 635              | 554              | 70               | 88             | 388                        | 3.01                             |
| Operatives, except transportation.....                          | 9 476                                   | 144              | 209              | 1 068            | 2 329            | 1 822            | 2 575            | 501              | 71               | 217              | -              | 539                        | 2.71                             |
| Transport equipment operatives.....                             | 1 273                                   | -                | -                | -                | 408              | 137              | 360              | 74               | 68               | -                | -              | 225                        | 2.92                             |
| Laborers, except farm.....                                      | 2 626                                   | 107              | 211              | 428              | 781              | 251              | 537              | 311              | -                | -                | -              | -                          | 2.36                             |
| Service workers, except private household.....                  | 5 237                                   | 348              | 749              | 942              | 1 168            | 892              | 550              | 217              | 88               | -                | -              | 282                        | 2.19                             |
| Private household workers.....                                  | -                                       | -                | -                | -                | -                | -                | -                | -                | -                | -                | -              | -                          | .00                              |
| Farmers and farm managers.....                                  | -                                       | -                | -                | -                | -                | -                | -                | -                | -                | -                | -              | -                          | .00                              |
| Farm laborers and foremen.....                                  | 213                                     | -                | -                | -                | 152              | 60               | -                | -                | -                | -                | -              | -                          | 2.35                             |
| Not available.....  | -                                       | -                | -                | -                | -                | -                | -                | -                | -                | -                | -              | -                          | .00                              |
| <b>Female, total.....</b>                                       | <b>18 797</b>                           | <b>1 593</b>     | <b>1 494</b>     | <b>5 007</b>     | <b>3 396</b>     | <b>2 223</b>     | <b>2 616</b>     | <b>1 285</b>     | <b>191</b>       | <b>193</b>       | <b>-</b>       | <b>798</b>                 | <b>2.17</b>                      |
| Professional and technical.....                                 | 1 794                                   | 277              | -                | 64               | 198              | 67               | 472              | 321              | 123              | 137              | -              | 134                        | 3.70                             |
| Managerial and administrative.....                              | 888                                     | 563              | -                | -                | 60               | -                | 124              | 70               | -                | -                | -              | 71                         | 1.09                             |
| Sales.....  | 399                                     | 67               | -                | 195              | -                | 64               | -                | 74               | -                | -                | -              | -                          | 1.87                             |
| Clerical.....   | 5 030                                   | 177              | 67               | 387              | 1 052            | 1 212            | 1 209            | 612              | -                | 96               | -              | 258                        | 2.81                             |
| Craftsmen and foremen.....                                      | 597                                     | -                | 128              | 197              | -                | 70               | 202              | -                | -                | -                | -              | -                          | 1.95                             |
| Operatives, except transportation.....                          | 7 245                                   | 312              | 712              | 3 566            | 1 500            | 469              | 208              | 209              | -                | -                | -              | 268                        | 1.88                             |
| Transport equipment operatives.....                             | 66                                      | -                | -                | -                | -                | 64               | -                | -                | -                | -                | -              | -                          | 2.75                             |
| Laborers, except farm.....                                      | 193                                     | -                | -                | 60               | 63               | -                | 70               | -                | -                | -                | -              | -                          | 2.29                             |
| Service workers, except private household.....                  | 1 649                                   | 71               | 187              | 327              | 455              | 214              | 261              | 67               | -                | -                | -              | 67                         | 2.23                             |
| Private household workers.....                                  | 936                                     | 127              | 400              | 211              | 67               | 60               | 70               | -                | -                | -                | -              | -                          | 1.55                             |
| Farmers and farm managers.....                                  | -                                       | -                | -                | -                | -                | -                | -                | -                | -                | -                | -              | -                          | .00                              |
| Farm laborers and foremen.....                                  | -                                       | -                | -                | -                | -                | -                | -                | -                | -                | -                | -              | -                          | .00                              |
| Not available.....  | -                                       | -                | -                | -                | -                | -                | -                | -                | -                | -                | -              | -                          | .00                              |
| <b>MAJOR INDUSTRY GROUP:</b>                                    |   |                  |                  |                  |                  |                  |                  |                  |                  |                  |                |                            |                                  |
| <b>Male, total.....</b>   | <b>30 705</b>                           | <b>873</b>       | <b>1 524</b>     | <b>3 172</b>     | <b>6 072</b>     | <b>5 023</b>     | <b>6 312</b>     | <b>2 809</b>     | <b>1 463</b>     | <b>743</b>       | <b>424</b>     | <b>2 291</b>               | <b>2.76</b>                      |
| <b>Private Wage and Salary Worker</b>                           |   |                  |                  |                  |                  |                  |                  |                  |                  |                  |                |                            |                                  |
| Agriculture, forestry, and fisheries.....                       | 431                                     | -                | -                | -                | 216              | 60               | 64               | -                | -                | -                | -              | 91                         | 2.39                             |
| Mining.....   | -                                       | -                | -                | -                | -                | -                | -                | -                | -                | -                | -              | -                          | .00                              |
| Construction.....   | 894                                     | -                | -                | -                | 68               | 191              | 117              | 374              | -                | 70               | -              | 74                         | 4.09                             |
| Durable goods manufacturing.....                                | 8 243                                   | 228              | -                | 930              | 1 837            | 1 355            | 2 427            | 559              | 205              | 186              | 88             | 429                        | 2.85                             |
| Nondurable goods manufacturing.....                             | 5 028                                   | 56               | 88               | 509              | 1 142            | 995              | 1 075            | 500              | 270              | -                | -              | 393                        | 2.76                             |
| Transportation, communication, and other public utilities.....  | 907                                     | -                | -                | -                | 185              | 137              | 137              | 167              | 142              | 66               | -              | 74                         | 3.69                             |
| Wholesale and retail trade.....                                 | 5 371                                   | 71               | 674              | 550              | 895              | 665              | 1 151            | 576              | 196              | 198              | -              | 395                        | 2.72                             |
| Finance, insurance, and real estate.....                        | 658                                     | -                | -                | -                | 218              | 131              | -                | 66               | 67               | -                | 88             | 88                         | 2.75                             |
| Business and repair services.....                               | 2 882                                   | -                | 123              | 221              | 769              | 463              | 415              | 127              | 74               | -                | -              | 289                        | 2.49                             |
| Personal services.....  | 2 128                                   | 170              | 292              | 516              | 392              | 389              | 158              | -                | -                | -                | 74             | 138                        | 2.02                             |
| Professional services and entertainment.....                    | 2 378                                   | 277              | 195              | 151              | 349              | 543              | 336              | 215              | 152              | -                | -              | 161                        | 2.65                             |
| <b>Government<sup>2</sup></b>                                   |   |                  |                  |                  |                  |                  |                  |                  |                  |                  |                |                            |                                  |
| Educational services.....                                       | 392                                     | -                | -                | 144              | -                | -                | 64               | -                | -                | -                | 88             | 96                         | 3.06                             |
| All other government services.....                              | 1 793                                   | 71               | 152              | 151              | -                | 93               | 369              | 224              | 357              | 224              | 88             | 64                         | 4.13                             |
| Not available.....  | -                                       | -                | -                | -                | -                | -                | -                | -                | -                | -                | -              | -                          | .00                              |
| <b>Female, total.....</b>                                       | <b>18 797</b>                           | <b>1 593</b>     | <b>1 494</b>     | <b>5 007</b>     | <b>3 396</b>     | <b>2 223</b>     | <b>2 616</b>     | <b>1 285</b>     | <b>191</b>       | <b>193</b>       | <b>-</b>       | <b>798</b>                 | <b>2.17</b>                      |
| <b>Private Wage and Salary Worker</b>                           |   |                  |                  |                  |                  |                  |                  |                  |                  |                  |                |                            |                                  |
| Agriculture, forestry, and fisheries.....                       | -                                       | -                | -                | -                | -                | -                | -                | -                | -                | -                | -              | -                          | .00                              |
| Mining.....   | -                                       | -                | -                | -                | -                | -                | -                | -                | -                | -                | -              | -                          | .00                              |
| Construction.....   | 67                                      | -                | -                | -                | -                | -                | -                | -                | -                | -                | -              | 67                         | .00                              |
| Durable goods manufacturing.....                                | 2 040                                   | 64               | 124              | 519              | 324              | 398              | 403              | 67               | -                | -                | -              | 181                        | 2.37                             |
| Nondurable goods manufacturing.....                             | 5 753                                   | 315              | 388              | 2 833            | 1 227            | 335              | 330              | 138              | -                | -                | -              | 188                        | 1.89                             |
| Transportation, communication, and other public utilities.....  | 776                                     | -                | 67               | 60               | 60               | 253              | 138              | 141              | -                | 56               | -              | -                          | 2.90                             |
| Wholesale and retail trade.....                                 | 2 056                                   | 71               | 318              | 642              | 342              | 204              | 208              | 140              | -                | -                | -              | 131                        | 1.96                             |
| Finance, insurance, and real estate.....                        | 1 473                                   | -                | -                | -                | 264              | 320              | 208              | 204              | -                | -                | -              | 205                        | 2.65                             |
| Business and repair services.....                               | 603                                     | -                | -                | 136              | 130              | 268              | 69               | -                | -                | -                | -              | -                          | 2.57                             |
| Personal services.....  | 1 777                                   | 127              | 597              | 679              | 123              | 60               | 191              | -                | -                | -                | -              | -                          | 1.70                             |
| Professional services and entertainment.....                    | 3 199                                   | 681              | -                | 137              | 926              | 189              | 603              | 388              | 138              | 137              | -              | -                          | 2.83                             |
| <b>Government<sup>2</sup></b>                                   |   |                  |                  |                  |                  |                  |                  |                  |                  |                  |                |                            |                                  |
| Educational services.....                                       | 204                                     | -                | -                | -                | -                | 64               | 141              | -                | -                | -                | -              | -                          | 3.27                             |
| All other government services.....                              | 848                                     | 64               | -                | -                | -                | 130              | 327              | 207              | 53               | -                | -              | 67                         | 3.60                             |
| Not available.....  | -                                       | -                | -                | -                | -                | -                | -                | -                | -                | -                | -              | -                          | .00                              |

<sup>1</sup> Not used in computing median. <sup>2</sup> Government class of worker.

Table 10b. **Hourly Earnings of Full-Time Wage and Salary Workers, by Major Occupation and Industry Groups and Hours of Work: White** -Continued

[Limited to persons 16-to 64 years, not in school]

| Major Occupation Group<br>Major Industry Group<br>Hours of Work | Total full-time wage and salary workers | Hourly earnings  |                  |                  |                  |                  |                  |                  |                  |                  |                |                            | Median hourly earnings (dollars) |
|---|---|------------------|------------------|------------------|------------------|------------------|------------------|------------------|------------------|------------------|----------------|----------------------------|----------------------------------|
|   |   | Less than \$1.25 | \$1.25 to \$1.59 | \$1.60 to \$1.99 | \$2.00 to \$2.49 | \$2.50 to \$2.99 | \$3.00 to \$3.99 | \$4.00 to \$4.99 | \$5.00 to \$5.99 | \$6.00 to \$7.49 | \$7.50 or more | Not available <sup>1</sup> |                                  |
| <b>HOURS OF WORK</b>  |   |                  |                  |                  |                  |                  |                  |                  |                  |                  |                |                            |                                  |
| Male, total   | 30 705                                  | 873              | 1 524            | 3 172            | 6 072            | 5 023            | 6 312            | 2 809            | 1 463            | 743              | 424            | 2 291                      | 2.76                             |
| 35 to 39 hours  | 1 273                                   | -                | 93               | -                | 368              | 93               | 409              | 131              | -                | -                | -              | 179                        | 2.96                             |
| 40 hours  | 22 066                                  | 629              | 417              | 2 260            | 4 749            | 3 979            | 4 479            | 1 918            | 992              | 676              | 351            | 1 616                      | 2.78                             |
| 41 to 47 hours  | 2 019                                   | 68               | 88               | 291              | 251              | 157              | 605              | 278              | 135              | -                | -              | 145                        | 3.13                             |
| 48 hours  | 1 806                                   | 56               | 399              | 127              | 255              | 277              | 195              | 151              | 138              | 67               | -              | 141                        | 2.49                             |
| 48 to 59 hours  | 2 411                                   | 64               | 187              | 343              | 388              | 450              | 536              | 177              | 198              | -                | -              | 69                         | 2.75                             |
| 60 hours or more  | 1 130                                   | 56               | 340              | 151              | 60               | 66               | 88               | 154              | -                | -                | 74             | 140                        | 1.86                             |
| Female, total   | 18 797                                  | 1 593            | 1 494            | 5 007            | 3 396            | 2 223            | 2 616            | 1 285            | 191              | 193              | -              | 798                        | 2.17                             |
| 35 to 39 hours  | 1 871                                   | 111              | 130              | 441              | 584              | 265              | 140              | 133              | -                | -                | -              | 67                         | 2.19                             |
| 40 hours  | 14 582                                  | 868              | 1 104            | 4 296            | 2 551            | 1 695            | 2 144            | 945              | 191              | 123              | -              | 668                        | 2.17                             |
| 41 to 47 hours  | 685                                     | 71               | -                | 134              | -                | 134              | 141              | 141              | -                | -                | -              | 64                         | 2.89                             |
| 48 hours  | 761                                     | 250              | 193              | -                | 130              | 64               | 124              | -                | -                | -                | -              | -                          | 1.58                             |
| 48 to 59 hours  | 560                                     | 226              | -                | 136              | 131              | -                | -                | 67               | -                | -                | -              | -                          | 1.92                             |
| 60 hours or more  | 339                                     | 67               | 67               | -                | -                | 66               | 67               | -                | -                | 71               | -              | -                          | 2.76                             |

<sup>1</sup> Not used in computing median.



**Table 11. Usual Place of Work and Method of Transportation, by Major Occupation and Industry Groups and Family Status: All Races**

(Limited to person 16 to 64 years, not in school)

| Major Occupation Group<br>Major Industry Group<br>Family Status | Total employed | Usual place of work is same address each day |                 |                   |                     | Method of transportation <sup>1</sup> |                       |                    |      |                                    |                        |                   |               |
|---|----------------|--|-----------------|-------------------|---------------------|---------------------------------------|-----------------------|--------------------|------|------------------------------------|------------------------|-------------------|---------------|
|   |                | Within city limits                           |                 |                   | Outside city limits | Not available                         | Bus, trolley, or taxi | Subway or railroad | Walk | Drive alone, carpool, drive others | Ride with someone else | All other methods |               |
|   |                | Total  | Low-income area | Remainder of city |                     |                                       |                       |                    |      |                                    |                        |                   | Not available |
| <b>MAJOR OCCUPATION GROUP</b>                                   |                |  |                 |                   |                     |                                       |                       |                    |      |                                    |                        |                   |               |
| Total employed .....  | 158 135        | 110 771                                      | 73 083          | 25 637            | 11 851              | 37 659                                | 579                   | 35 440             | -    | 12 256                             | 92 485                 | 17 411            | 3 692         |
| Professional and technical .....                                | 13 587         | 10 062                                       | 6 860           | 2 115             | 1 087               | 2 901                                 | -                     | 1 799              | -    | 1 176                              | 9 769                  | 801               | 696           |
| Managerial and administrative .....                             | 7 179          | 5 671  | 3 956           | 1 267             | 448                 | 893                                   | -                     | 660                | -    | 854                                | 4 397                  | 268               | 912           |
| Sales .....   | 4 794          | 3 454  | 2 278           | 673               | 503                 | 873                                   | 64                    | 1 096              | -    | 276                                | 2 790                  | 408               | 224           |
| Clerical .....  | 26 951         | 22 496                                       | 16 374          | 4 470             | 1 652               | 4 058                                 | -                     | 7 318              | -    | 2 198                              | 15 078                 | 2 946             | 247           |
| Craftsmen and foremen .....                                     | 16 180         | 10 022                                       | 6 353           | 2 134             | 1 535               | 4 932                                 | 64                    | 2 488              | -    | 1 144                              | 11 670                 | 1 134             | 223           |
| Operatives, except transportation .....                         | 34 363         | 22 930                                       | 15 706          | 4 515             | 2 709               | 10 415                                | 391                   | 9 018              | -    | 1 984                              | 17 936                 | 5 703             | 194           |
| Transport equipment operatives .....                            | 7 267          | 4 796  | 3 310           | 1 063             | 422                 | 2 339                                 | -                     | 518                | -    | 616                                | 5 789                  | 294               | 199           |
| Laborers, except farm .....                                     | 9 629          | 5 733  | 2 732           | 2 023             | 977                 | 2 107                                 | -                     | 1 698              | -    | 928                                | 5 494                  | 1 673             | -             |
| Service workers, except private household .....                 | 30 598         | 22 492                                       | 14 276          | 6 153             | 2 062               | 6 958                                 | 60                    | 7 412              | -    | 2 825                              | 16 717                 | 3 499             | 548           |
| Private household workers .....                                 | 7 001          | 2 992  | 1 178           | 1 423             | 392                 | 2 016                                 | -                     | 3 434              | -    | 193                                | 2 693                  | 593               | 263           |
| Farmers and farm managers .....                                 | -              | -  | -               | -                 | -                   | -                                     | -                     | -                  | -    | -                                  | -                      | -                 | -             |
| Farm laborers and foremen .....                                 | 586            | 124  | 60              | -                 | 64                  | 167                                   | -                     | -                  | -    | 60                                 | 133                    | 89                | 167           |
| Not available .....   | -              | -  | -               | -                 | -                   | -                                     | -                     | -                  | -    | -                                  | -                      | -                 | -             |
| <b>Male, total</b> .....  | 91 661         | 59 692                                       | 37 845          | 15 305            | 6 542               | 25 959                                | 452                   | 14 050             | -    | 7 182                              | 62 391                 | 7 497             | 1 859         |
| Professional and technical .....                                | 7 067          | 5 070  | 2 984           | 1 537             | 549                 | 1 772                                 | -                     | 561                | -    | 649                                | 5 724                  | 132               | 195           |
| Managerial and administrative .....                             | 5 295          | 4 051  | 2 543           | 1 201             | 307                 | 833                                   | -                     | 465                | -    | 537                                | 4 007                  | 130               | 211           |
| Sales .....   | 2 864          | 2 047  | 1 414           | 407               | 226                 | 613                                   | -                     | 433                | -    | 213                                | 1 861                  | 201               | 224           |
| Clerical .....  | 8 718          | 6 881  | 4 923           | 1 430             | 528                 | 1 699                                 | -                     | 1 454              | -    | 865                                | 5 811                  | 711               | 74            |
| Craftsmen and foremen .....                                     | 14 663         | 8 711  | 5 561           | 2 010             | 1 140               | 4 726                                 | 64                    | 1 785              | -    | 1 077                              | 10 923                 | 1 071             | 223           |
| Operatives, except transportation .....                         | 18 516         | 10 705                                       | 6 995           | 2 447             | 1 262               | 7 039                                 | 328                   | 3 236              | -    | 846                                | 12 282                 | 2 381             | 131           |
| Transport equipment operatives .....                            | 7 201          | 4 796  | 3 310           | 1 063             | 422                 | 2 273                                 | -                     | 518                | -    | 616                                | 5 723                  | 294               | 199           |
| Laborers, except farm .....                                     | 8 969          | 5 210  | 2 339           | 1 957             | 914                 | 2 041                                 | -                     | 1 511              | -    | 928                                | 5 224                  | 1 476             | -             |
| Service workers, except private household .....                 | 17 353         | 11 841                                       | 7 535           | 3 177             | 1 129               | 4 702                                 | 60                    | 3 838              | -    | 1 390                              | 10 610                 | 1 010             | 352           |
| Private household workers .....                                 | 429            | 255  | 178             | 77                | -                   | 94                                    | -                     | 252                | -    | -                                  | 94                     | -                 | 84            |
| Farmers and farm managers .....                                 | -              | -  | -               | -                 | -                   | -                                     | -                     | -                  | -    | -                                  | -                      | -                 | -             |
| Farm laborers and foremen .....                                 | 586            | 124  | 60              | -                 | 64                  | 167                                   | -                     | -                  | -    | 60                                 | 133                    | 89                | 167           |
| Not available .....   | -              | -  | -               | -                 | -                   | -                                     | -                     | -                  | -    | -                                  | -                      | -                 | -             |
| <b>Female, total</b> .....                                      | 66 474         | 51 080                                       | 35 239          | 10 532            | 5 309               | 11 700                                | 127                   | 21 390             | -    | 5 074                              | 30 095                 | 9 914             | 1 834         |
| Professional and technical .....                                | 6 519          | 4 992  | 3 876           | 578               | 538                 | 1 129                                 | -                     | 1 238              | -    | 527                                | 4 045                  | 669               | 500           |
| Managerial and administrative .....                             | 1 884          | 1 620  | 1 412           | 67                | 141                 | 61                                    | -                     | 195                | -    | 317                                | 390                    | 138               | 700           |
| Sales .....   | 1 930          | 1 407  | 864             | 266               | 277                 | 259                                   | 64                    | 663                | -    | 64                                 | 930                    | 207               | -             |
| Clerical .....  | 18 233         | 15 614                                       | 11 451          | 3 040             | 1 233               | 2 360                                 | -                     | 5 864              | -    | 1 334                              | 9 267                  | 2 235             | 173           |
| Craftsmen and foremen .....                                     | 1 517          | 1 311  | 792             | 124               | 395                 | 206                                   | -                     | 703                | -    | 67                                 | 747                    | 63                | -             |
| Operatives, except transportation .....                         | 15 847         | 12 225                                       | 8 711           | 2 067             | 1 447               | 3 376                                 | 64                    | 5 783              | -    | 1 138                              | 5 673                  | 3 324             | 64            |
| Transport equipment operatives .....                            | 66             | -  | -               | -                 | -                   | 66                                    | -                     | -                  | -    | -                                  | 66                     | -                 | -             |
| Laborers, except farm .....                                     | 660            | 523  | 393             | 67                | 64                  | 67                                    | -                     | 187                | -    | -                                  | 270                    | 197               | -             |
| Service workers, except private household .....                 | 13 246         | 10 650                                       | 6 741           | 2 977             | 933                 | 2 256                                 | -                     | 3 575              | -    | 1 435                              | 6 107                  | 2 489             | 196           |
| Private household workers .....                                 | 6 571          | 2 737  | 999             | 1 346             | 392                 | 1 922                                 | -                     | 3 182              | -    | 193                                | 2 599                  | 593               | 200           |
| Farmers and farm managers .....                                 | -              | -  | -               | -                 | -                   | -                                     | -                     | -                  | -    | -                                  | -                      | -                 | -             |
| Farm laborers and foremen .....                                 | -              | -  | -               | -                 | -                   | -                                     | -                     | -                  | -    | -                                  | -                      | -                 | -             |
| Not available .....   | -              | -  | -               | -                 | -                   | -                                     | -                     | -                  | -    | -                                  | -                      | -                 | -             |
| <b>MAJOR INDUSTRY GROUP</b>                                     |                |  |                 |                   |                     |                                       |                       |                    |      |                                    |                        |                   |               |
| <b>Male, total</b> .....  | 84 637         | 55 821                                       | 35 009          | 14 657            | 6 156               | 24 621                                | 452                   | 13 612             | -    | 6 547                              | 57 455                 | 7 080             | 1 351         |
| <b>Private Wage and Salary Worker</b>                           |                |  |                 |                   |                     |                                       |                       |                    |      |                                    |                        |                   |               |
| Agriculture, forestry, and fisheries .....                      | 951            | 254  | 127             | -                 | 127                 | 322                                   | -                     | -                  | -    | 141                                | 418                    | 89                | 167           |
| Mining .....  | 67             | 67   | -               | 67                | -                   | -                                     | -                     | -                  | -    | -                                  | 67                     | -                 | -             |
| Construction .....  | 3 104          | 1 313  | 818             | 338               | 157                 | 988                                   | -                     | 155                | -    | 237                                | 2 299                  | 413               | 64            |
| Durable goods manufacturing .....                               | 18 287         | 8 529  | 4 699           | 2 467             | 1 362               | 9 441                                 | 153                   | 1 974              | -    | 749                                | 13 848                 | 1 954             | 64            |
| Nondurable goods manufacturing .....                            | 9 426          | 6 336  | 4 484           | 1 106             | 746                 | 2 745                                 | 64                    | 1 725              | -    | 512                                | 6 406                  | 972               | 67            |
| Transportation, communication, and other public utilities ..... | 5 455          | 3 669  | 2 241           | 1 145             | 284                 | 1 639                                 | -                     | 681                | -    | 552                                | 4 021                  | 424               | -             |
| Wholesale and retail trade .....                                | 15 650         | 12 601                                       | 7 962           | 3 063             | 1 575               | 2 684                                 | 174                   | 3 128              | -    | 1 283                              | 10 227                 | 1 127             | 67            |
| Finance, insurance, and real estate .....                       | 2 014          | 1 754  | 1 308           | 310               | 137                 | 127                                   | -                     | 665                | -    | 134                                | 1 278                  | -                 | -             |
| Business and repair services .....                              | 6 108          | 4 269  | 2 442           | 1 264             | 563                 | 1 198                                 | -                     | 1 377              | -    | 587                                | 3 653                  | 571               | 71            |
| Personal services .....   | 4 549          | 3 585  | 2 580           | 807               | 199                 | 762                                   | -                     | 1 112              | -    | 794                                | 1 854                  | 222               | 512           |
| Professional services and entertainment .....                   | 5 269          | 3 745  | 2 815           | 699               | 231                 | 1 325                                 | -                     | 1 242              | -    | 946                                | 2 410                  | 326               | 277           |
| <b>Government<sup>2</sup></b>                                   |                |  |                 |                   |                     |                                       |                       |                    |      |                                    |                        |                   |               |
| Educational services .....                                      | 2 082          | 1 520  | 813             | 638               | 69                  | 436                                   | 60                    | 284                | -    | 61                                 | 1 643                  | 94                | -             |
| All other government services .....                             | 11 673         | 8 178  | 4 720           | 2 753             | 705                 | 2 954                                 | -                     | 1 267              | -    | 550                                | 9 331                  | 890               | 63            |
| Not available .....   | -              | -  | -               | -                 | -                   | -                                     | -                     | -                  | -    | -                                  | -                      | -                 | -             |
| <b>Female, total</b> .....                                      | 64 588         | 49 261                                       | 33 560          | 10 532            | 5 168               | 11 633                                | 127                   | 21 324             | -    | 4 744                              | 29 003                 | 9 849             | 1 369         |
| <b>Private Wage and Salary Worker</b>                           |                |  |                 |                   |                     |                                       |                       |                    |      |                                    |                        |                   |               |
| Agriculture, forestry, and fisheries .....                      | -              | -  | -               | -                 | -                   | -                                     | -                     | -                  | -    | -                                  | -                      | -                 | -             |
| Mining .....  | 69             | 69   | -               | 69                | -                   | -                                     | -                     | -                  | -    | -                                  | 69                     | -                 | -             |
| Construction .....  | 193            | 193  | 193             | -                 | -                   | -                                     | -                     | 127                | -    | -                                  | 66                     | -                 | -             |
| Durable goods manufacturing .....                               | 5 290          | 2 583  | 1 053           | 1 132             | 397                 | 2 573                                 | 64                    | 974                | -    | 133                                | 2 462                  | 1 384             | 64            |
| Nondurable goods manufacturing .....                            | 11 216         | 10 088                                       | 7 805           | 922               | 1 362               | 1 128                                 | -                     | 5 431              | -    | 993                                | 3 123                  | 1 864             | 64            |
| Transportation, communication, and other public utilities ..... | 1 614          | 1 039  | 778             | 130               | 131                 | 447                                   | -                     | 445                | -    | 67                                 | 975                    | 67                | -             |
| Wholesale and retail trade .....                                | 7 733          | 6 801  | 4 667           | 1 384             | 750                 | 665                                   | -                     | 3 528              | -    | 587                                | 2 704                  | 1 029             | 64            |
| Finance, insurance, and real estate .....                       | 3 619          | 3 219  | 2 561           | 384               | 273                 | 198                                   | 64                    | 981                | -    | 260                                | 1 563                  | 515               | 272           |
| Business and repair services .....                              | 2 047          | 1 785  | 1 055           | 330               | 400                 | 129                                   | -                     | 381                | -    | 206                                | 941                    | 527               | -             |
| Personal services .....   | 10 188         | 5 435  | 2 781           | 2 142             | 512                 | 2 583                                 | -                     | 4 478              | -    | 508                                | 4 140                  | 1 166             | 133           |
| Professional services and entertainment .....                   | 10 975         | 8 669  | 6 027           | 1 979             | 663                 | 2 113                                 | -                     | 2 949              | -    | 1 084                              | 4 859                  | 1 770             | 770           |
| <b>Government<sup>2</sup></b>                                   |                |  |                 |                   |                     |                                       |                       |                    |      |                                    |                        |                   |               |
| Educational services .....                                      | 3 778          | 3 255  | 2 256           | 932               | 67                  | 322                                   | -                     | 666                | -    | 519                                | 2 525                  | 393               | -             |
| All other government services .....                             | 7 866          | 6 124  | 4 384           | 1 126             | 614                 | 1 474                                 | -                     | 1 363              | -    | 387                                | 5 377                  | 1 134             | 67            |
| Not available .....   | -              | -  | -               | -                 | -                   | -                                     | -                     | -                  | -    | -                                  | -                      | -                 | -             |

<sup>1</sup>More than one method may be used.

<sup>2</sup>Government class of workers.

**Table 11. Usual Place of Work and Method of Transportation, by Major Occupation and Industry Groups and Family Status: All Races—Continued**

[Limited to persons 16 to 64 years, not in school]

| Major Occupation Group<br>Major Industry Group<br>Family Status | Usual place of work is same address each day |                    |                 |                   |                     |               |                       | Method of transportation <sup>1</sup> |      |                                    |                        |                   |       |
|---|--|--------------------|-----------------|-------------------|---------------------|---------------|-----------------------|---------------------------------------|------|------------------------------------|------------------------|-------------------|-------|
|   | Total employed                               | Within city limits |                 |                   | Outside city limits |               | Bus, trolley, or taxi | Subway or railroad                    | Walk | Drive alone, carpool, drive others | Ride with someone else | All other methods |       |
|   |  | Total              | Low-income area | Remainder of city | Not available       | Not available |                       |                                       |      |                                    |                        |                   |       |
| <b>FAMILY STATUS</b>  |  |                    |                 |                   |                     |               |                       |                                       |      |                                    |                        |                   |       |
| Male, total .....   | 91 661                                       | 59 692             | 37 845          | 15 305            | 6 542               | 25 959        | 452                   | 14 050                                | -    | 7 182                              | 62 391                 | 7 497             | 1 859 |
| Family head .....   | 52 545                                       | 31 929             | 19 389          | 8 614             | 3 926               | 17 368        | 238                   | 5 228                                 | -    | 2 292                              | 41 720                 | 3 393             | 658   |
| Family member .....   | 9 313  | 5 743              | 3 413           | 2 004             | 326                 | 2 695         | 121                   | 2 222                                 | -    | 882                                | 4 553                  | 1 783             | 93    |
| Unrelated individual .....                                      | 29 803                                       | 22 020             | 15 043          | 4 686             | 2 291               | 5 895         | 93                    | 6 601                                 | -    | 4 008                              | 16 118                 | 2 320             | 1 107 |
| Female, total .....   | 66 474                                       | 51 080             | 35 239          | 10 532            | 5 309               | 11 700        | 127                   | 21 390                                | -    | 5 074                              | 30 095                 | 9 914             | 1 834 |
| Family head .....   | 15 951                                       | 11 510             | 7 863           | 2 829             | 818                 | 3 714         | -                     | 4 996                                 | -    | 970                                | 8 514                  | 2 047             | 197   |
| No children under 18 years .....                                | 3 833  | 2 420              | 1 604           | 602               | 214                 | 1 212         | -                     | 1 465                                 | -    | 131                                | 2 169                  | 407               | 63    |
| Children 6 to 17 years only .....                               | 6 388  | 4 859              | 3 520           | 1 003             | 336                 | 1 267         | -                     | 1 922                                 | -    | 323                                | 3 671                  | 598               | -     |
| Children under 6 years .....                                    | 5 730  | 4 231              | 2 740           | 1 224             | 267                 | 1 235         | -                     | 1 610                                 | -    | 516                                | 2 674                  | 1 042             | 134   |
| Wife of head .....  | 25 685                                       | 19 845             | 14 194          | 3 397             | 2 253               | 4 461         | 64                    | 6 631                                 | -    | 2 021                              | 12 015                 | 4 748             | 671   |
| No children under 18 years .....                                | 11 883                                       | 9 590              | 6 484           | 1 819             | 1 287               | 1 695         | -                     | 3 226                                 | -    | 1 115                              | 4 905                  | 2 433             | 409   |
| Children 6 to 17 years only .....                               | 5 606  | 3 630              | 2 970           | 332               | 328                 | 1 514         | -                     | 1 309                                 | -    | 333                                | 3 380                  | 517               | 67    |
| Children under 6 years .....                                    | 8 196  | 6 624              | 4 740           | 1 246             | 638                 | 1 251         | 64                    | 2 096                                 | -    | 573                                | 3 730                  | 1 798             | 195   |
| Other family member .....                                       | 7 176  | 5 966              | 4 108           | 1 030             | 828                 | 1 010         | 64                    | 3 128                                 | -    | 496                                | 2 634                  | 1 167             | 63    |
| Unrelated individual .....                                      | 17 663                                       | 13 760             | 9 073           | 3 276             | 1 411               | 2 515         | -                     | 6 635                                 | -    | 1 588                              | 6 931                  | 1 953             | 902   |

<sup>1</sup> More than one method may be used.

Table 11a. Usual Place of Work and Method of Transportation, by Major Occupation and Industry Groups and Family Status: Negro

(Limited to person 16 to 64 years, not in school)

| Major Occupation Group<br>Major Industry Group<br>Family Status | Total employed | Usual place of work is same address each day |                 |                   |                     |               | Method of transportation <sup>1</sup> |                    |      |                                    |                        |                   |               |
|---|----------------|--|-----------------|-------------------|---------------------|---------------|---------------------------------------|--------------------|------|------------------------------------|------------------------|-------------------|---------------|
|   |                | Within city limits                           |                 |                   | Outside city limits | Not available | Bus, trolley, or taxi                 | Subway or railroad | Walk | Drive alone, carpool, drive others | Ride with someone else | All other methods |               |
|   |                | Total  | Low-income area | Remainder of city |                     |               |                                       |                    |      |                                    |                        |                   | Not available |
| <b>MAJOR OCCUPATION GROUP</b>                                   |                |  |                 |                   |                     |               |                                       |                    |      |                                    |                        |                   |               |
| Total employed .....  | 82 052         | 53 341                                       | 35 191          | 14 312            | 3 839               | 22 256        | 151                                   | 14 737             | -    | 3 348                              | 55 322                 | 9 176             | 931           |
| Professional and technical .....                                | 5 053          | 3 611  | 2 315           | 1 033             | 264                 | 1 042         | -                                     | 458                | -    | 265                                | 4 117                  | 480               | -             |
| Managerial and administrative .....                             | 2 514          | 1 731  | 1 141           | 370               | 220                 | 389           | -                                     | 286                | -    | 282                                | 1 747                  | 205               | 127           |
| Sales .....   | 2 340          | 1 754  | 1 163           | 521               | 70                  | 386           | -                                     | 338                | -    | 143                                | 1 602                  | 127               | 63            |
| Clerical .....  | 14 575         | 11 843                                       | 8 506           | 2 810             | 528                 | 2 533         | -                                     | 3 406              | -    | 581                                | 9 470                  | 1 599             | -             |
| Craftsmen and foremen .....                                     | 7 924          | 4 357  | 3 013           | 976               | 367                 | 2 977         | -                                     | 1 160              | -    | 218                                | 6 325                  | 648               | -             |
| Operatives, except transportation .....                         | 13 325         | 7 217  | 4 916           | 1 846             | 455                 | 5 470         | 151                                   | 1 871              | -    | 138                                | 9 451                  | 1 775             | -             |
| Transport equipment operatives .....                            | 5 600          | 3 531  | 2 384           | 797               | 351                 | 1 936         | -                                     | 370                | -    | 375                                | 4 584                  | 146               | 199           |
| Laborers, except farm .....                                     | 5 109          | 2 902  | 1 532           | 1 168             | 202                 | 1 194         | -                                     | 659                | -    | 240                                | 3 288                  | 932               | -             |
| Service workers, except private household .....                 | 19 951         | 14 019                                       | 9 178           | 3 719             | 1 122               | 5 107         | -                                     | 3 764              | -    | 980                                | 12 313                 | 2 871             | 259           |
| Private household workers .....                                 | 5 525          | 2 377  | 1 043           | 1 073             | 261                 | 1 222         | -                                     | 2 425              | -    | 126                                | 2 425                  | 394               | 283           |
| Farmers and farm managers .....                                 | -              | -  | -               | -                 | -                   | -             | -                                     | -                  | -    | -                                  | -                      | -                 | -             |
| Farm laborers and foremen .....                                 | 136            | -  | -               | -                 | -                   | -             | -                                     | -                  | -    | -                                  | -                      | -                 | -             |
| Not available .....   | -              | -  | -               | -                 | -                   | -             | -                                     | -                  | -    | -                                  | -                      | -                 | -             |
| <b>Male, total</b> .....  | 45 522         | 27 764                                       | 17 913          | 7 475             | 2 376               | 14 224        | 151                                   | 5 498              | -    | 1 697                              | 34 426                 | 3 912             | 472           |
| Professional and technical .....                                | 2 370          | 1 932  | 1 031           | 774               | 127                 | 372           | -                                     | 130                | -    | 130                                | 2 171                  | 69                | -             |
| Managerial and administrative .....                             | 1 985          | 1 334  | 744             | 370               | 220                 | 328           | -                                     | 154                | -    | 149                                | 1 551                  | 67                | 63            |
| Sales .....   | 1 207          | 1 015  | 758             | 255               | -                   | 127           | -                                     | -                  | -    | 143                                | 941                    | 61                | 63            |
| Clerical .....  | 6 650          | 3 570  | 2 564           | 813               | 193                 | 1 017         | -                                     | 793                | -    | 188                                | 3 437                  | 386               | -             |
| Craftsmen and foremen .....                                     | 7 328          | 3 966  | 2 623           | 976               | 367                 | 2 771         | -                                     | 900                | -    | 218                                | 5 989                  | 585               | -             |
| Operatives, except transportation .....                         | 7 325          | 3 478  | 2 108           | 978               | 389                 | 3 339         | 151                                   | 735                | -    | -                                  | 5 706                  | 854               | -             |
| Transport equipment operatives .....                            | 5 600          | 3 531  | 2 384           | 797               | 351                 | 1 936         | -                                     | 370                | -    | 375                                | 4 584                  | 146               | 199           |
| Laborers, except farm .....                                     | 4 776          | 2 635  | 1 332           | 1 101             | 202                 | 1 128         | -                                     | 659                | -    | 240                                | 3 088                  | 799               | -             |
| Service workers, except private household .....                 | 9 716          | 6 052  | 4 191           | 1 334             | 527                 | 3 112         | -                                     | 1 504              | -    | 255                                | 6 865                  | 946               | 63            |
| Private household workers .....                                 | 429            | 255  | 178             | 77                | -                   | 94            | -                                     | 252                | -    | -                                  | 94                     | -                 | 84            |
| Farmers and farm managers .....                                 | -              | -  | -               | -                 | -                   | -             | -                                     | -                  | -    | -                                  | -                      | -                 | -             |
| Farm laborers and foremen .....                                 | 136            | -  | -               | -                 | -                   | -             | -                                     | -                  | -    | -                                  | -                      | -                 | -             |
| Not available .....   | -              | -  | -               | -                 | -                   | -             | -                                     | -                  | -    | -                                  | -                      | -                 | -             |
| <b>Female, total</b> .....                                      | 36 530         | 25 577                                       | 17 277          | 6 837             | 1 463               | 8 032         | -                                     | 9 239              | -    | 1 651                              | 20 896                 | 5 264             | 459           |
| Professional and technical .....                                | 2 683          | 1 679  | 1 284           | 259               | 136                 | 670           | -                                     | 328                | -    | 136                                | 1 946                  | 411               | -             |
| Managerial and administrative .....                             | 530            | 397  | 397             | -                 | -                   | 61            | -                                     | 131                | -    | 133                                | 196                    | 138               | 63            |
| Sales .....   | 1 132          | 740  | 404             | 266               | 70                  | 259           | -                                     | 338                | -    | -                                  | 661                    | 67                | -             |
| Clerical .....  | 9 925          | 8 273  | 5 942           | 1 997             | 335                 | 1 516         | -                                     | 2 612              | -    | 393                                | 6 033                  | 1 212             | -             |
| Craftsmen and foremen .....                                     | 596            | 390  | 390             | -                 | -                   | 206           | -                                     | 260                | -    | -                                  | 336                    | 63                | -             |
| Operatives, except transportation .....                         | 6 000          | 3 743  | 2 809           | 868               | 66                  | 2 131         | -                                     | 1 136              | -    | 138                                | 3 745                  | 921               | -             |
| Transport equipment operatives .....                            | -              | -  | -               | -                 | -                   | -             | -                                     | -                  | -    | -                                  | -                      | -                 | -             |
| Laborers, except farm .....                                     | 333            | 266  | 200             | 67                | -                   | 67            | -                                     | -                  | -    | -                                  | 200                    | 133               | -             |
| Service workers, except private household .....                 | 10 235         | 7 967  | 4 987           | 2 385             | 595                 | 1 995         | -                                     | 2 259              | -    | 725                                | 5 448                  | 1 924             | 196           |
| Private household workers .....                                 | 5 096          | 2 122  | 865             | 996               | 261                 | 1 128         | -                                     | 2 173              | -    | 126                                | 2 331                  | 394               | 200           |
| Farmers and farm managers .....                                 | -              | -  | -               | -                 | -                   | -             | -                                     | -                  | -    | -                                  | -                      | -                 | -             |
| Farm laborers and foremen .....                                 | -              | -  | -               | -                 | -                   | -             | -                                     | -                  | -    | -                                  | -                      | -                 | -             |
| Not available .....   | -              | -  | -               | -                 | -                   | -             | -                                     | -                  | -    | -                                  | -                      | -                 | -             |
| <b>MAJOR INDUSTRY GROUP</b>                                     |                |  |                 |                   |                     |               |                                       |                    |      |                                    |                        |                   |               |
| <b>Male, total</b> .....  | 42 195         | 26 026                                       | 16 569          | 7 380             | 2 077               | 13 847        | 151                                   | 5 275              | -    | 1 440                              | 31 985                 | 3 700             | 277           |
| <b>Private Wage and Salary Worker</b>                           |                |  |                 |                   |                     |               |                                       |                    |      |                                    |                        |                   |               |
| Agriculture, forestry, and fisheries .....                      | 283            | 67   | 67              | -                 | -                   | -             | -                                     | -                  | -    | 80                                 | 67                     | -                 | -             |
| Mining .....  | 67             | 67   | -               | 67                | -                   | -             | -                                     | -                  | -    | -                                  | 67                     | -                 | -             |
| Construction .....  | 1 624          | 720  | 480             | 174               | 66                  | 541           | -                                     | -                  | -    | 94                                 | 1 313                  | 217               | -             |
| Durable goods manufacturing .....                               | 7 886          | 2 946  | 1 598           | 961               | 387                 | 4 786         | 61                                    | 641                | -    | 67                                 | 6 477                  | 845               | -             |
| Nondurable goods manufacturing .....                            | 3 337          | 2 129  | 1 381           | 556               | 192                 | 1 148         | -                                     | 400                | -    | -                                  | 2 664                  | 334               | -             |
| Transportation, communication, and other public utilities ..... | 3 831          | 2 584  | 1 628           | 876               | 80                  | 1 100         | -                                     | 425                | -    | 248                                | 3 113                  | 143               | -             |
| Wholesale and retail trade .....                                | 7 252          | 5 263  | 3 892           | 1 010             | 362                 | 1 835         | 90                                    | 1 067              | -    | 501                                | 4 947                  | 560               | 67            |
| Finance, insurance, and real estate .....                       | 769            | 576  | 411             | 95                | 70                  | 127           | -                                     | 251                | -    | -                                  | 519                    | -                 | -             |
| Business and repair services .....                              | 3 062          | 1 911  | 1 217           | 548               | 146                 | 793           | -                                     | 807                | -    | 90                                 | 2 021                  | 294               | -             |
| Personal services .....   | 1 494          | 1 075  | 763             | 248               | 63                  | 359           | -                                     | 470                | -    | 70                                 | 747                    | 61                | 147           |
| Professional services and entertainment .....                   | 2 210          | 1 487  | 909             | 420               | 158                 | 524           | -                                     | 439                | -    | 230                                | 1 279                  | 263               | -             |
| <b>Government<sup>2</sup></b>                                   |                |  |                 |                   |                     |               |                                       |                    |      |                                    |                        |                   |               |
| Educational services .....                                      | 1 376          | 1 035  | 742             | 223               | 69                  | 276           | -                                     | 140                | -    | 61                                 | 1 082                  | 94                | -             |
| All other government services .....                             | 9 003          | 6 167  | 3 481           | 2 202             | 483                 | 2 360         | -                                     | 634                | -    | -                                  | 7 693                  | 890               | 63            |
| Not available .....   | -              | -  | -               | -                 | -                   | -             | -                                     | -                  | -    | -                                  | -                      | -                 | -             |
| <b>Female, total</b> .....                                      | 35 328         | 24 376                                       | 16 076          | 6 837             | 1 463               | 8 032         | -                                     | 9 173              | -    | 1 384                              | 20 157                 | 5 198             | 263           |
| <b>Private Wage and Salary Worker</b>                           |                |  |                 |                   |                     |               |                                       |                    |      |                                    |                        |                   |               |
| Agriculture, forestry, and fisheries .....                      | -              | -  | -               | -                 | -                   | -             | -                                     | -                  | -    | -                                  | -                      | -                 | -             |
| Mining .....  | 69             | 69   | -               | 69                | -                   | -             | -                                     | -                  | -    | -                                  | 69                     | -                 | -             |
| Construction .....  | 126            | 126  | 126             | -                 | -                   | -             | -                                     | -                  | -    | -                                  | 66                     | -                 | -             |
| Durable goods manufacturing .....                               | 2 526          | 870  | 271             | 469               | 129                 | 1 657         | -                                     | 202                | -    | -                                  | 1 738                  | 519               | -             |
| Nondurable goods manufacturing .....                            | 3 193          | 2 588  | 2 320           | 201               | 66                  | 605           | -                                     | 1 270              | -    | 63                                 | 1 534                  | 519               | -             |
| Transportation, communication, and other public utilities ..... | 647            | 387  | 320             | 67                | -                   | 193           | -                                     | 184                | -    | -                                  | 396                    | 67                | -             |
| Wholesale and retail trade .....                                | 3 822          | 3 022  | 2 033           | 853               | 136                 | 534           | -                                     | 1 135              | -    | 196                                | 1 905                  | 453               | -             |
| Finance, insurance, and real estate .....                       | 1 297          | 1 165  | 1 038           | 127               | -                   | 132           | -                                     | 526                | -    | -                                  | 576                    | 133               | 63            |
| Business and repair services .....                              | 1 203          | 981  | 476             | 263               | 202                 | 129           | -                                     | 67                 | -    | 139                                | 804                    | 127               | -             |
| Personal services .....   | 7 377          | 3 673  | 1 751           | 1 661             | 261                 | 1 722         | -                                     | 2 710              | -    | 265                                | 3 611                  | 789               | 133           |
| Professional services and entertainment .....                   | 5 651          | 3 984  | 2 589           | 1 205             | 190                 | 1 598         | -                                     | 1 720              | -    | 69                                 | 2 795                  | 1 399             | -             |
| <b>Government<sup>2</sup></b>                                   |                |  |                 |                   |                     |               |                                       |                    |      |                                    |                        |                   |               |
| Educational services .....                                      | 3 185          | 2 662  | 1 800           | 795               | 67                  | 322           | -                                     | 455                | -    | 392                                | 2 271                  | 323               | -             |
| All other government services .....                             | 6 232          | 4 888  | 3 351           | 1 126             | 411                 | 1 139         | -                                     | 844                | -    | 260                                | 4 392                  | 869               | 67            |
| Not available .....   | -              | -  | -               | -                 | -                   | -             | -                                     | -                  | -    | -                                  | -                      | -                 | -             |

<sup>1</sup> More than one method may be used. <sup>2</sup> Government class of workers.

Table 11a. Usual Place of Work and Method of Transportation, by Major Occupation and Industry Groups and Family Status: Negro-Continued

[Limited to persons 16 to 64 years, not in school]

| Major Occupation Group<br>Major Industry Group<br>Family Status | Usual place of work is same address each day |                    |                 |                   |               |                     |               | Method of transportation <sup>1</sup> |                    |       |                                    |                        |                   |
|---|--|--------------------|-----------------|-------------------|---------------|---------------------|---------------|---------------------------------------|--------------------|-------|------------------------------------|------------------------|-------------------|
|   | Total employed                               | Within city limits |                 |                   |               | Outside city limits | Not available | Bus, trolley, or taxi                 | Subway or railroad | Walk  | Drive alone, carpool, drive others | Ride with someone else | All other methods |
|   |  | Total              | Low-income area | Remainder of city | Not available |                     |               |                                       |                    |       |                                    |                        |                   |
| <b>FAMILY STATUS</b>  |  |                    |                 |                   |               |                     |               |                                       |                    |       |                                    |                        |                   |
| Male, total .....   | 45 522                                       | 27 764             | 17 913          | 7 475             | 2 376         | 14 224              | 151           | 5 498                                 | -                  | 1 697 | 34 426                             | 3 912                  | 472               |
| Family head .....   | 28 756                                       | 16 799             | 10 377          | 4 878             | 1 544         | 9 893               | 90            | 1 819                                 | -                  | 456   | 24 535                             | 1 783                  | 262               |
| Family member .....   | 5 359  | 2 954              | 1 876           | 957               | 121           | 1 651               | 61            | 967                                   | -                  | 399   | 2 734                              | 1 539                  | -                 |
| Unrelated individual .....                                      | 11 407                                       | 8 011              | 5 661           | 1 640             | 711           | 2 680               | -             | 2 713                                 | -                  | 842   | 7 158                              | 589                    | 210               |
| Female, total .....   | 36 530                                       | 25 577             | 17 277          | 6 837             | 1 463         | 8 032               | -             | 9 239                                 | -                  | 1 651 | 20 896                             | 5 264                  | 459               |
| Family head .....   | 11 771                                       | 8 058              | 5 610           | 1 973             | 475           | 2 986               | -             | 3 304                                 | -                  | 529   | 6 609                              | 1 799                  | 130               |
| No children under 18 years .....                                | 2 284  | 1 210              | 805             | 333               | 73            | 872                 | -             | 665                                   | -                  | -     | 1 423                              | 407                    | 63                |
| Children 6 to 17 years only .....                               | 5 079  | 3 757              | 2 686           | 801               | 269           | 1 060               | -             | 1 469                                 | -                  | 127   | 3 145                              | 532                    | -                 |
| Children under 6 years .....                                    | 4 408  | 3 091              | 2 119           | 839               | 133           | 1 054               | -             | 1 170                                 | -                  | 402   | 2 041                              | 861                    | 67                |
| Wife of head .....  | 13 771                                       | 9 921              | 6 969           | 2 480             | 472           | 2 863               | -             | 2 369                                 | -                  | 535   | 8 819                              | 1 921                  | 133               |
| No children under 18 years .....                                | 5 418  | 4 274              | 2 917           | 1 220             | 136           | 812                 | -             | 1 008                                 | -                  | 272   | 3 128                              | 874                    | 133               |
| Children 6 to 17 years only .....                               | 3 523  | 1 935              | 1 470           | 332               | 133           | 1 126               | -             | 524                                   | -                  | 136   | 2 537                              | 326                    | -                 |
| Children under 6 years .....                                    | 4 830  | 3 712              | 2 582           | 928               | 202           | 925                 | -             | 837                                   | -                  | 127   | 3 154                              | 721                    | -                 |
| Other family member .....                                       | 3 047  | 2 277              | 1 512           | 577               | 187           | 704                 | -             | 758                                   | -                  | 124   | 1 672                              | 556                    | 63                |
| Unrelated individual .....                                      | 7 940  | 5 321              | 3 186           | 1 807             | 329           | 1 478               | -             | 2 808                                 | -                  | 464   | 3 796                              | 987                    | 133               |

<sup>1</sup> More than one method may be used.

**Table 11b. Usual Place of Work and Method of Transportation, by Major Occupation and Industry Groups and Family Status: White**

(Limited to person 16 to 64 years, not in school)

| Major Occupation Group<br>Major Industry Group<br>Family Status | Total employed | Usual place of work is same address each day |                 |                   |               |                     |               | Method of transportation <sup>1</sup> |                    |       |                                    |                        |                   |
|---|----------------|--|-----------------|-------------------|---------------|---------------------|---------------|---------------------------------------|--------------------|-------|------------------------------------|------------------------|-------------------|
|   |                | Within city limits                           |                 |                   |               | Outside city limits |               | Bus, trolley, or taxi                 | Subway or railroad | Walk  | Drive alone, carpool, drive others | Ride with someone else | All other methods |
|   |                | Total  | Low-income area | Remainder of city | Not available | Outside city limits | Not available |                                       |                    |       |                                    |                        |                   |
| <b>MAJOR OCCUPATION GROUP</b>                                   |                |  |                 |                   |               |                     |               |                                       |                    |       |                                    |                        |                   |
| Total employed .....  | 63 956         | 48 147                                       | 32 123          | 9 296             | 6 729         | 13 256              | 271           | 18 221                                | -                  | 7 601 | 29 919                             | 7 181                  | 2 459             |
| Professional and technical .....                                | 6 004          | 4 593  | 3 546           | 645               | 402           | 1 252               | -             | 819                                   | -                  | 759   | 3 963                              | 254                    | 592               |
| Managerial and administrative .....                             | 3 474          | 2 904  | 2 243           | 433               | 228           | 350                 | -             | 310                                   | -                  | 508   | 1 653                              | -                      | 718               |
| Sales .....   | 2 056          | 1 503  | 1 048           | 152               | 303           | 423                 | 64            | 758                                   | -                  | 64    | 994                                | 214                    | 93                |
| Clerical .....  | 9 789          | 8 198  | 6 029           | 1 115             | 1 054         | 1 393               | -             | 3 193                                 | -                  | 1 127 | 4 426                              | 1 090                  | 247               |
| Craftsmen and foremen .....                                     | 7 266          | 4 940  | 2 970           | 1 031             | 939           | 1 821               | -             | 1 197                                 | -                  | 926   | 4 549                              | 486                    | 159               |
| Operatives, except transportation .....                         | 19 070         | 14 248                                       | 9 770           | 2 428             | 2 049         | 4 535               | 147           | 6 509                                 | -                  | 1 592 | 7 767                              | 3 521                  | 194               |
| Transport equipment operatives .....                            | 1 507          | 1 173  | 836             | 267               | 71            | 333                 | -             | 148                                   | -                  | 241   | 1 044                              | 148                    | -                 |
| Laborers, except farm .....                                     | 3 968          | 2 673  | 1 130           | 855               | 687           | 722                 | -             | 1 038                                 | -                  | 689   | 1 722                              | 673                    | -                 |
| Service workers, except private household .....                 | 9 031          | 7 177  | 4 358           | 2 019             | 800           | 1 530               | 60            | 3 239                                 | -                  | 1 569 | 3 533                              | 507                    | 289               |
| Private household workers .....                                 | 1 412          | 615  | 134             | 350               | 131           | 730                 | -             | 1 009                                 | -                  | 67    | 204                                | 199                    | -                 |
| Farmers and farm managers .....                                 | -              | -  | -               | -                 | -             | -                   | -             | -                                     | -                  | -     | -                                  | -                      | -                 |
| Farm laborers and foremen .....                                 | 380            | 124  | 60              | -                 | 64            | 167                 | -             | -                                     | -                  | 60    | 64                                 | 89                     | 167               |
| Not available .....   | -              | -  | -               | -                 | -             | -                   | -             | -                                     | -                  | -     | -                                  | -                      | -                 |
| <b>Male, total</b> .....  | 38 767         | 26 751                                       | 16 941          | 6 246             | 3 564         | 10 105              | 144           | 7 720                                 | -                  | 4 753 | 22 433                             | 3 312                  | 1 256             |
| Professional and technical .....                                | 3 314          | 2 231  | 1 509           | 456               | 267           | 923                 | -             | 300                                   | -                  | 431   | 2 387                              | 63                     | 195               |
| Managerial and administrative .....                             | 2 253          | 1 814  | 1 294           | 433               | 88            | 350                 | -             | 247                                   | -                  | 324   | 1 526                              | -                      | 148               |
| Sales .....   | 1 392          | 903  | 589             | 152               | 162           | 423                 | -             | 433                                   | -                  | -     | 793                                | 141                    | 93                |
| Clerical .....  | 3 182          | 2 492  | 1 763           | 393               | 336           | 616                 | -             | 660                                   | -                  | 447   | 1 722                              | 258                    | 74                |
| Craftsmen and foremen .....                                     | 6 485          | 4 159  | 2 634           | 907               | 617           | 1 821               | -             | 821                                   | -                  | 860   | 4 211                              | 486                    | 159               |
| Operatives, except transportation .....                         | 10 281         | 6 696  | 4 526           | 1 296             | 874           | 3 417               | 84            | 2 275                                 | -                  | 778   | 6 034                              | 1 454                  | 131               |
| Transport equipment operatives .....                            | 1 441          | 1 173  | 836             | 267               | 71            | 333                 | -             | 148                                   | -                  | 241   | 1 044                              | 148                    | -                 |
| Laborers, except farm .....                                     | 3 680          | 2 416  | 937             | 855               | 624           | 722                 | -             | 851                                   | -                  | 689   | 1 652                              | 609                    | -                 |
| Service workers, except private household .....                 | 6 398          | 4 742  | 2 792           | 1 487             | 462           | 1 399               | 60            | 1 984                                 | -                  | 923   | 3 068                              | 64                     | 289               |
| Private household workers .....                                 | -              | -  | -               | -                 | -             | -                   | -             | -                                     | -                  | -     | -                                  | -                      | -                 |
| Farmers and farm managers .....                                 | -              | -  | -               | -                 | -             | -                   | -             | -                                     | -                  | -     | -                                  | -                      | -                 |
| Farm laborers and foremen .....                                 | 380            | 124  | 60              | -                 | 64            | 167                 | -             | -                                     | -                  | 60    | 64                                 | 89                     | 167               |
| Not available .....   | -              | -  | -               | -                 | -             | -                   | -             | -                                     | -                  | -     | -                                  | -                      | -                 |
| <b>Female, total</b> .....                                      | 25 189         | 21 396                                       | 15 182          | 3 049             | 3 165         | 3 151               | 127           | 10 501                                | -                  | 2 848 | 7 486                              | 3 869                  | 1 203             |
| Professional and technical .....                                | 2 690          | 2 361  | 2 037           | 190               | 135           | 329                 | -             | 519                                   | -                  | 328   | 1 575                              | 191                    | 396               |
| Managerial and administrative .....                             | 1 220          | 1 089  | 948             | -                 | 141           | -                   | -             | 64                                    | -                  | 184   | 127                                | -                      | 570               |
| Sales .....   | 664            | 600  | 460             | -                 | 140           | -                   | 64            | 325                                   | -                  | 64    | 201                                | 74                     | -                 |
| Clerical .....  | 6 607          | 5 706  | 4 265           | 722               | 719           | 777                 | -             | 2 533                                 | -                  | 679   | 2 705                              | 832                    | 173               |
| Craftsmen and foremen .....                                     | 781            | 781  | 335             | 124               | 322           | -                   | -             | 376                                   | -                  | 67    | 339                                | -                      | -                 |
| Operatives, except transportation .....                         | 8 789          | 7 551  | 5 244           | 1 132             | 1 176         | 1 118               | 64            | 4 234                                 | -                  | 814   | 1 733                              | 2 067                  | 64                |
| Transport equipment operatives .....                            | 66             | -  | -               | -                 | -             | 66                  | -             | -                                     | -                  | -     | 66                                 | -                      | -                 |
| Laborers, except farm .....                                     | 328            | 257  | 193             | -                 | 64            | -                   | -             | 187                                   | -                  | -     | 70                                 | 64                     | -                 |
| Service workers, except private household .....                 | 2 632          | 2 435  | 1 565           | 531               | 338           | 131                 | -             | 1 255                                 | -                  | 646   | 466                                | 444                    | -                 |
| Private household workers .....                                 | 1 412          | 615  | 134             | 350               | 131           | 730                 | -             | 1 009                                 | -                  | 67    | 204                                | 199                    | -                 |
| Farmers and farm managers .....                                 | -              | -  | -               | -                 | -             | -                   | -             | -                                     | -                  | -     | -                                  | -                      | -                 |
| Farm laborers and foremen .....                                 | -              | -  | -               | -                 | -             | -                   | -             | -                                     | -                  | -     | -                                  | -                      | -                 |
| Not available .....   | -              | -  | -               | -                 | -             | -                   | -             | -                                     | -                  | -     | -                                  | -                      | -                 |
| <b>MAJOR INDUSTRY GROUP</b>                                     |                |  |                 |                   |               |                     |               |                                       |                    |       |                                    |                        |                   |
| <b>Male, total</b> .....  | 36 434         | 25 346                                       | 15 842          | 6 027             | 3 476         | 9 577               | 144           | 7 572                                 | -                  | 4 509 | 20 970                             | 3 171                  | 1 011             |
| <b>Private Wage and Salary Worker</b>                           |                |  |                 |                   |               |                     |               |                                       |                    |       |                                    |                        |                   |
| Agriculture, forestry, and fisheries .....                      | 599            | 188  | 60              | -                 | 127           | 322                 | -             | -                                     | -                  | 60    | 282                                | 89                     | 167               |
| Mining .....  | -              | -  | -               | -                 | -             | -                   | -             | -                                     | -                  | -     | -                                  | -                      | -                 |
| Construction .....  | 1 349          | 530  | 274             | 164               | 91            | 447                 | -             | 155                                   | -                  | 144   | 919                                | 196                    | -                 |
| Durable goods manufacturing .....                               | 9 317          | 5 196  | 2 950           | 1 271             | 975           | 4 051               | -             | 1 333                                 | -                  | 683   | 6 287                              | 1 109                  | 64                |
| Nondurable goods manufacturing .....                            | 5 599          | 3 781  | 2 809           | 486               | 486           | 1 597               | -             | 1 106                                 | -                  | 512   | 3 471                              | 638                    | 67                |
| Transportation, communication, and other public utilities ..... | 1 263          | 925  | 519             | 269               | 137           | 339                 | -             | 185                                   | -                  | 211   | 711                                | 281                    | -                 |
| Wholesale and retail trade .....                                | 6 710          | 5 713  | 3 269           | 1 611             | 833           | 786                 | 84            | 1 853                                 | -                  | 658   | 3 998                              | 492                    | -                 |
| Finance, insurance, and real estate .....                       | 1 034          | 968  | 686             | 215               | 67            | -                   | -             | 351                                   | -                  | 134   | 548                                | -                      | -                 |
| Business and repair services .....                              | 2 825          | 2 137  | 1 071           | 650               | 416           | 406                 | -             | 570                                   | -                  | 497   | 1 478                              | 210                    | 71                |
| Personal services .....   | 2 711          | 2 291  | 1 660           | 496               | 136           | 346                 | -             | 642                                   | -                  | 636   | 920                                | 93                     | 365               |
| Professional services and entertainment .....                   | 2 622          | 2 029  | 1 677           | 279               | 74            | 593                 | -             | 666                                   | -                  | 575   | 973                                | 64                     | 277               |
| <b>Government<sup>2</sup></b>                                   |                |  |                 |                   |               |                     |               |                                       |                    |       |                                    |                        |                   |
| Educational services .....                                      | 392            | 171  | -               | 171               | -             | 160                 | 60            | 144                                   | -                  | -     | 248                                | -                      | -                 |
| All other government services .....                             | 2 012          | 1 417  | 869             | 415               | 134           | 531                 | -             | 567                                   | -                  | 398   | 1 135                              | -                      | -                 |
| Not available .....   | -              | -  | -               | -                 | -             | -                   | -             | -                                     | -                  | -     | -                                  | -                      | -                 |
| <b>Female, total</b> .....                                      | 24 709         | 20 982                                       | 14 836          | 3 049             | 3 097         | 3 084               | 127           | 10 501                                | -                  | 2 848 | 7 207                              | 3 869                  | 1 002             |
| <b>Private Wage and Salary Worker</b>                           |                |  |                 |                   |               |                     |               |                                       |                    |       |                                    |                        |                   |
| Agriculture, forestry, and fisheries .....                      | -              | -  | -               | -                 | -             | -                   | -             | -                                     | -                  | -     | -                                  | -                      | -                 |
| Mining .....  | -              | -  | -               | -                 | -             | -                   | -             | -                                     | -                  | -     | -                                  | -                      | -                 |
| Construction .....  | 67             | 67   | 67              | -                 | 268           | 787                 | 64            | 67                                    | -                  | 67    | 794                                | 865                    | -                 |
| Durable goods manufacturing .....                               | 2 437          | 1 516  | 645             | 603               | 268           | 459                 | -             | 641                                   | -                  | 67    | 1 325                              | 1 077                  | 64                |
| Nondurable goods manufacturing .....                            | 6 972          | 6 513  | 4 838           | 587               | 1 089         | 459                 | -             | 3 755                                 | -                  | 747   | 1 325                              | 1 077                  | 64                |
| Transportation, communication, and other public utilities ..... | 903            | 589  | 458             | -                 | 131           | 254                 | -             | 261                                   | -                  | 67    | 515                                | -                      | -                 |
| Wholesale and retail trade .....                                | 3 030          | 2 963  | 2 022           | 461               | 479           | 67                  | -             | 1 912                                 | -                  | 390   | 534                                | 442                    | 64                |
| Finance, insurance, and real estate .....                       | 1 868          | 1 668  | 1 264           | 130               | 273           | 66                  | 64            | 328                                   | -                  | 260   | 722                                | 322                    | 209               |
| Business and repair services .....                              | 791            | 791  | 526             | 67                | 198           | -                   | -             | 262                                   | -                  | 67    | 136                                | 400                    | -                 |
| Personal services .....   | 2 685          | 1 698  | 966             | 481               | 251           | 797                 | -             | 1 768                                 | -                  | 243   | 402                                | 377                    | -                 |
| Professional services and entertainment .....                   | 4 250          | 3 805  | 2 882           | 583               | 340           | 385                 | -             | 908                                   | -                  | 753   | 1 800                              | 249                    | 666               |
| <b>Government<sup>2</sup></b>                                   |                |  |                 |                   |               |                     |               |                                       |                    |       |                                    |                        |                   |
| Educational services .....                                      | 532            | 532  | 395             | 137               | -             | -                   | -             | 211                                   | -                  | 127   | 194                                | 70                     | -                 |
| All other government services .....                             | 1 172          | 841  | 772             | -                 | 69            | 268                 | -             | 388                                   | -                  | 127   | 784                                | 67                     | -                 |
| Not available .....   | -              | -  | -               | -                 | -             | -                   | -             | -                                     | -                  | -     | -                                  | -                      | -                 |

<sup>1</sup>More than one method may be used.

<sup>2</sup>Government class of workers.

Table 11b. Usual Place of Work and Method of Transportation, by Major Occupation and Industry Groups and Family Status: White—Continued

[Limited to persons 16 to 64 years, not in school]

| Major Occupation Group<br>Major Industry Group<br>Family Status | Usual place of work is same address each day |                    |                 |                   |                     |               | Method of transportation <sup>1</sup> |                    |      |                                    |                        |                   |               |
|---|--|--------------------|-----------------|-------------------|---------------------|---------------|---------------------------------------|--------------------|------|------------------------------------|------------------------|-------------------|---------------|
|   | Total employed                               | Within city limits |                 |                   | Outside city limits | Not available | Bus, trolley, or taxi                 | Subway or railroad | Walk | Drive alone, carpool, drive others | Ride with someone else | All other methods |               |
|   |  | Total              | Low-income area | Remainder of city |                     |               |                                       |                    |      |                                    |                        |                   | Not available |
| <b>FAMILY STATUS</b>  |  |                    |                 |                   |                     |               |                                       |                    |      |                                    |                        |                   |               |
| Male, total .....   | 38 767                                       | 26 751             | 16 941          | 6 246             | 3 564               | 10 105        | 144                                   | 7 720              | -    | 4 753                              | 22 433                 | 3 312             | 1 256         |
| Family head .....   | 19 714                                       | 12 418             | 7 534           | 2 777             | 2 107               | 6 377         | 84                                    | 2 802              | -    | 1 615                              | 14 072                 | 1 480             | 265           |
| Family member .....   | 3 448  | 2 430              | 1 302           | 924               | 205                 | 897           | 60                                    | 1 191              | -    | 394                                | 1 464                  | 244               | 93            |
| Unrelated individual .....                                      | 15 605                                       | 11 903             | 8 105           | 2 545             | 1 252               | 2 831         | -                                     | 3 727              | -    | 2 744                              | 6 896                  | 1 588             | 898           |
| Female, total .....   | 25 189                                       | 21 396             | 15 182          | 3 049             | 3 165               | 3 151         | 127                                   | 10 501             | -    | 2 848                              | 7 486                  | 3 869             | 1 203         |
| Family head .....   | 3 791  | 3 063              | 2 055           | 665               | 342                 | 728           | -                                     | 1 568              | -    | 374                                | 1 775                  | 180               | 67            |
| No children under 18 years .....                                | 1 355  | 1 014              | 664             | 209               | 142                 | 340           | -                                     | 739                | -    | 64                                 | 679                    | -                 | -             |
| Children 6 to 17 years only .....                               | 1 309  | 1 102              | 833             | 202               | 67                  | 206           | -                                     | 453                | -    | 197                                | 526                    | 66                | -             |
| Children under 6 years .....                                    | 1 128  | 946                | 558             | 254               | 134                 | 182           | -                                     | 376                | -    | 114                                | 570                    | 114               | 67            |
| Wife of head .....  | 9 357  | 7 881              | 5 579           | 790               | 1 513               | 1 213         | 64                                    | 3 587              | -    | 1 105                              | 2 214                  | 2 368             | 471           |
| No children under 18 years .....                                | 5 324  | 4 307              | 2 825           | 535               | 946                 | 819           | -                                     | 1 801              | -    | 723                                | 1 310                  | 1 288             | 276           |
| Children 6 to 17 years only .....                               | 1 433  | 1 236              | 1 041           | -                 | 195                 | 197           | -                                     | 717                | -    | 64                                 | 521                    | 127               | 67            |
| Children under 6 years .....                                    | 2 600  | 2 339              | 1 712           | 254               | 372                 | 197           | 64                                    | 1 069              | -    | 319                                | 383                    | 954               | 127           |
| Other family member .....                                       | 3 693  | 3 253              | 2 284           | 329               | 640                 | 306           | 64                                    | 2 118              | -    | 308                                | 902                    | 489               | -             |
| Unrelated individual .....                                      | 8 349  | 7 199              | 5 264           | 1 266             | 669                 | 904           | -                                     | 3 228              | -    | 1 061                              | 2 596                  | 831               | 665           |

<sup>1</sup> More than one method may be used.

**Table 12. Usual Place of Work and Method of Transportation, by Weekly and Hourly Earnings and by Full- or Part-Time Employment Status: All Races**

[Limited to persons 16 to 64 years, not in school]

**Weekly Earnings  
Hourly Earnings  
Full- or Part-Time Employment  
Status**

**WEEKLY EARNINGS OF FULL-TIME  
WAGE AND SALARY WORKERS**

|                                  | Total employed | Usual place of work is same address each day |                 |                   |                     |               | Method of transportation <sup>1</sup> |                    |      |                                    |                        |                   |               |
|----------------------------------|----------------|--|-----------------|-------------------|---------------------|---------------|---------------------------------------|--------------------|------|------------------------------------|------------------------|-------------------|---------------|
|                                  |                | Within city limits                           |                 |                   | Outside city limits | Not available | Bus, trolley, or taxi                 | Subway or railroad | Walk | Drive alone, carpool, drive others | Ride with someone else | All other methods |               |
|                                  |                | Total  | Low-income area | Remainder of city |                     |               |                                       |                    |      |                                    |                        |                   | Not available |
| <b>Total</b> .....               | 113 647        | 81 081                                       | 52 080          | 19 880            | 9 121               | 28 470        | 515                                   | 25 395             | -    | 8 233                              | 67 307                 | 12 507            | 2 218         |
| Less than \$50 .....             | 3 312          | 2 742  | 2 165           | 352               | 224                 | 435           | -                                     | 751                | -    | 362                                | 649                    | 325               | 1 083         |
| \$50 to \$64 .....               | 4 437          | 3 587  | 2 187           | 902               | 498                 | 644           | -                                     | 1 617              | -    | 947                                | 1 160                  | 645               | 67            |
| \$65 to \$79 .....               | 13 574         | 11 019                                       | 7 894           | 1 741             | 1 384               | 2 277         | 60                                    | 5 415              | -    | 1 896                              | 3 737                  | 2 373             | 207           |
| \$80 to \$99 .....               | 10 257         | 7 577  | 4 886           | 1 816             | 875                 | 2 164         | -                                     | 3 675              | -    | 1 168                              | 4 286                  | 1 492             | 64            |
| \$100 to \$99 .....              | 7 290          | 5 232  | 3 174           | 1 394             | 664                 | 1 992         | -                                     | 2 305              | -    | 580                                | 3 251                  | 1 154             | -             |
| \$100 to \$124 .....             | 20 436         | 13 820                                       | 8 824           | 3 633             | 1 364               | 5 715         | 278                                   | 4 708              | -    | 975                                | 12 254                 | 2 675             | 134           |
| \$125 to \$149 .....             | 15 785         | 11 332                                       | 7 546           | 2 991             | 795                 | 4 211         | 84                                    | 2 768              | -    | 601                                | 11 445                 | 1 380             | 130           |
| \$150 to \$174 .....             | 13 239         | 8 239  | 4 995           | 2 270             | 974                 | 4 551         | 93                                    | 1 099              | -    | 401                                | 10 889                 | 1 068             | 63            |
| \$175 to \$199 .....             | 9 681          | 6 558  | 3 440           | 2 218             | 424                 | 1 491         | -                                     | 425                | -    | 281                                | 3 660                  | 660               | 63            |
| \$200 to \$299 .....             | 1 777          | 1 299  | 923             | 375               | 901                 | 2 858         | -                                     | 759                | -    | 507                                | 8 418                  | 191               | -             |
| \$300 or more .....              | 9 144          | 6 760  | 4 036           | 1 705             | 1 019               | 1 720         | -                                     | 1 600              | -    | 71                                 | 1 413                  | 84                | 74            |
| Not available <sup>2</sup> ..... | 9 144          | 6 760  | 4 036           | 1 705             | 1 019               | 1 720         | -                                     | 1 600              | -    | 462                                | 6 145                  | 460               | 331           |
| <b>Median</b> .....              | 117            | 113  | 112             | 120               | 107                 | 126           | 118                                   | 92                 | 0    | 86                                 | 136                    | 101               | 73            |

**HOURLY EARNINGS OF FULL-TIME  
WAGE AND SALARY WORKERS**

|                                  |         |        |        |        |       |        |      |        |     |       |        |        |       |
|----------------------------------|---------|--------|--------|--------|-------|--------|------|--------|-----|-------|--------|--------|-------|
| <b>Total</b> .....               | 113 647 | 81 081 | 52 080 | 19 880 | 9 121 | 28 470 | 515  | 25 395 | -   | 8 304 | 67 307 | 12 767 | 2 218 |
| Less than \$1.25 .....           | 4 021   | 3 327  | 2 616  | 419    | 292   | 559    | -    | 1 013  | -   | 625   | 906    | 580    | 1 151 |
| \$1.25 to \$1.59 .....           | 5 430   | 4 086  | 2 976  | 815    | 294   | 1 071  | -    | 2 122  | -   | 866   | 1 570  | 895    | 67    |
| \$1.60 to \$1.79 .....           | 8 522   | 7 035  | 4 552  | 1 354  | 1 129 | 1 286  | 60   | 3 425  | -   | 1 314 | 2 094  | 1 682  | 133   |
| \$1.80 to \$1.99 .....           | 5 590   | 4 521  | 3 100  | 962    | 459   | 931    | -    | 1 645  | -   | 676   | 2 223  | 973    | 74    |
| \$2.00 to \$2.49 .....           | 18 161  | 13 268 | 8 792  | 3 015  | 1 462 | 4 373  | -    | 5 905  | -   | 1 870 | 8 042  | 2 047  | 127   |
| \$2.50 to \$2.99 .....           | 17 777  | 12 051 | 7 287  | 3 591  | 1 174 | 4 952  | 278  | 3 646  | -   | 842   | 11 555 | 2 492  | 71    |
| \$3.00 to \$3.99 .....           | 27 328  | 18 179 | 11 500 | 4 497  | 2 183 | 8 556  | 84   | 4 465  | -   | 723   | 20 305 | 2 253  | 64    |
| \$4.00 to \$4.99 .....           | 9 378   | 6 180  | 4 162  | 1 327  | 691   | 2 599  | 93   | 945    | -   | 484   | 7 327  | 1 042  | 127   |
| \$5.00 to \$5.99 .....           | 4 581   | 2 962  | 1 480  | 1 203  | 279   | 1 487  | -    | 341    | -   | 235   | 4 005  | 260    | -     |
| \$6.00 to \$7.49 .....           | 2 606   | 1 883  | 1 127  | 617    | 140   | 653    | -    | 287    | -   | 207   | 2 246  | 84     | -     |
| \$7.50 or more .....             | 1 110   | 827    | 452    | 375    | -     | 283    | -    | -      | -   | -     | 952    | 84     | 74    |
| Not available <sup>2</sup> ..... | 9 144   | 6 760  | 4 036  | 1 705  | 1 019 | 1 720  | -    | 1 600  | -   | 462   | 6 082  | 460    | 331   |
| <b>Median</b> .....              | 2.81    | 2.72   | 2.66   | 2.85   | 2.68  | 3.03   | 2.85 | 2.32   | .00 | 2.13  | 3.21   | 2.53   | 1.67  |

**FULL- OR PART-TIME EMPLOYMENT  
STATUS**

|  |        |        |        |        |       |        |     |        |   |       |        |       |       |
|--|--------|--------|--------|--------|-------|--------|-----|--------|---|-------|--------|-------|-------|
| <b>Male, full- or part-time employed</b> .....   | 91 661 | 59 692 | 37 845 | 15 305 | 6 542 | 25 959 | 452 | 14 050 | - | 7 252 | 62 391 | 7 757 | 1 859 |
| On full-time schedules .....                     | 83 714 | 54 649 | 34 431 | 14 395 | 5 823 | 24 240 | 452 | 12 393 | - | 6 095 | 58 427 | 6 871 | 1 562 |
| On part-time for economic reasons .....          | 4 637  | 2 615  | 1 542  | 497    | 577   | 1 231  | -   | 1 029  | - | 528   | 2 297  | 691   | 231   |
| On part-time for voluntary reasons .....         | 3 310  | 2 428  | 1 872  | 413    | 142   | 488    | -   | 629    | - | 630   | 1 667  | 195   | 66    |
| <b>Female, full- or part-time employed</b> ..... | 66 474 | 51 080 | 35 239 | 10 532 | 5 309 | 11 700 | 127 | 21 390 | - | 5 074 | 30 095 | 9 914 | 1 834 |
| On full-time schedules .....                     | 55 855 | 43 420 | 29 483 | 9 545  | 4 392 | 10 250 | 64  | 17 065 | - | 3 844 | 26 018 | 8 877 | 1 569 |
| On part-time for economic reasons .....          | 3 835  | 2 695  | 1 898  | 329    | 468   | 675    | 64  | 2 126  | - | 444   | 1 142  | 320   | -     |
| On part-time for voluntary reasons .....         | 6 784  | 4 965  | 3 857  | 658    | 449   | 775    | -   | 2 198  | - | 786   | 2 934  | 718   | 265   |

<sup>1</sup> More than one method may be used.

<sup>2</sup> Not used in computing median.

Table 12a. Usual Place of Work and Method of Transportation, by Weekly and Hourly Earnings and by Full- or Part-Time Employment Status: Negro

[Limited to persons 16 to 64 years, not in school]

| Weekly Earnings<br>Hourly Earnings<br>Full- or Part-Time Employment<br>Status | Usual place of work is same address each day |                    |                        |                      |                           |                  | Method of transportation <sup>1</sup> |                          |      |  |                                 |                      |                  |
|---|--|--------------------|------------------------|----------------------|---------------------------|------------------|---------------------------------------|--------------------------|------|--|---------------------------------|----------------------|------------------|
|   | Total<br>employed                            | Within city limits |                        |                      | Outside<br>city<br>limits | Not<br>available | Bus,<br>rolley,<br>or taxi            | Subway<br>or<br>railroad | Walk | Drive<br>alone,<br>carpool,<br>drive<br>others | Ride<br>with<br>someone<br>else | All other<br>methods |                  |
|   |  | Total              | Low-<br>income<br>area | Remainder<br>of city |                           |                  |                                       |                          |      |  |                                 |                      | Not<br>available |
| <b>WEEKLY EARNINGS OF FULL-TIME WAGE AND SALARY WORKERS</b>                   |  |                    |                        |                      |                           |                  |                                       |                          |      |  |                                 |                      |                  |
| Total .....   | 55 636                                       | 37 311             | 23 975                 | 10 609               | 2 727                     | 16 088           | 151                                   | 9 107                    | -    | 1 679  | 39 019                          | 6 084                | 540              |
| Less than \$50 .....  | 732  | 530                | 467                    | 63                   | -                         | 135              | -                                     | 124                      | -    | 63   | 268                             | 127                  | 150              |
| \$50 to \$64 .....  | 2 002  | 1 530              | 746                    | 490                  | 294                       | 333              | -                                     | 556                      | -    | 234  | 826                             | 323                  | -                |
| \$65 to \$79 .....  | 4 560  | 3 143              | 2 380                  | 589                  | 174                       | 1 269            | -                                     | 1 762                    | -    | 130  | 1 894                           | 641                  | 133              |
| \$80 to \$89 .....  | 3 729  | 2 442              | 1 692                  | 684                  | 67                        | 943              | -                                     | 1 108                    | -    | 254  | 2 102                           | 552                  | -                |
| \$90 to \$99 .....  | 3 459  | 2 424              | 1 754                  | 610                  | 61                        | 969              | -                                     | 860                      | -    | 226  | 1 791                           | 582                  | -                |
| \$100 to \$124 .....  | 11 112                                       | 7 437              | 4 895                  | 1 866                | 675                       | 3 160            | 151                                   | 2 128                    | -    | 133  | 7 284                           | 1 460                | 63               |
| \$125 to \$149 .....  | 9 040  | 6 391              | 4 053                  | 1 948                | 390                       | 2 581            | -                                     | 1 305                    | -    | 140  | 6 903                           | 906                  | 67               |
| \$150 to \$174 .....  | 7 133  | 4 219              | 2 765                  | 1 392                | 63                        | 2 690            | -                                     | 327                      | -    | 123  | 6 096                           | 797                  | -                |
| \$175 to \$199 .....  | 2 429  | 1 374              | 1 043                  | 202                  | 130                       | 991              | -                                     | 160                      | -    | -  | 2 048                           | 353                  | 63               |
| \$200 to \$299 .....  | 5 032  | 3 308              | 1 998                  | 1 244                | 466                       | 1 522            | -                                     | 127                      | -    | 149  | 4 695                           | 61                   | -                |
| \$300 or more .....   | 817  | 532                | 332                    | 200                  | -                         | 286              | -                                     | -                        | -    | -  | 734                             | 84                   | -                |
| Not available <sup>2</sup> .....  | 5 590  | 3 981              | 2 252                  | 1 322                | 408                       | 1 210            | -                                     | 650                      | -    | 226  | 4 378                           | 199                  | 63               |
| Median .....  | 124  | 122                | 120                    | 129                  | 121                       | 131              | 112                                   | 98                       | 0    | 92   | 136                             | 112                  | 75               |
| <b>HOURLY EARNINGS OF FULL-TIME WAGE AND SALARY WORKERS</b>                   |  |                    |                        |                      |                           |                  |                                       |                          |      |  |                                 |                      |                  |
| Total .....   | 55 636                                       | 37 311             | 23 975                 | 10 609               | 2 727                     | 16 088           | 151                                   | 9 107                    | -    | 1 679  | 39 019                          | 6 217                | 540              |
| Less than \$1.25 .....  | 1 182  | 920                | 857                    | 63                   | -                         | 196              | -                                     | 184                      | -    | 199  | 461                             | 320                  | 150              |
| \$1.25 to \$1.59 .....  | 2 056  | 1 324              | 740                    | 357                  | 227                       | 526              | -                                     | 622                      | -    | 97   | 890                             | 316                  | 67               |
| \$1.60 to \$1.79 .....  | 2 852  | 1 956              | 1 408                  | 321                  | 227                       | 756              | -                                     | 1 063                    | -    | 61   | 1 136                           | 460                  | 133              |
| \$1.80 to \$1.99 .....  | 2 264  | 1 715              | 1 165                  | 468                  | 80                        | 482              | -                                     | 694                      | -    | 69   | 1 114                           | 387                  | -                |
| \$2.00 to \$2.49 .....  | 7 699  | 5 052              | 3 700                  | 1 158                | 393                       | 2 364            | -                                     | 1 918                    | -    | 414  | 4 394                           | 739                  | 63               |
| \$2.50 to \$2.99 .....  | 9 567  | 6 444              | 3 875                  | 2 095                | 474                       | 2 607            | 151                                   | 1 784                    | -    | 274  | 6 599                           | 1 548                | -                |
| \$3.00 to \$3.99 .....  | 15 716                                       | 10 601             | 6 945                  | 2 940                | 715                       | 4 823            | -                                     | 1 965                    | -    | 126  | 12 203                          | 1 501                | -                |
| \$4.00 to \$4.99 .....  | 4 644  | 2 775              | 1 918                  | 664                  | 193                       | 1 806            | -                                     | 160                      | -    | 132  | 4 008                           | 534                  | 63               |
| \$5.00 to \$5.99 .....  | 2 239  | 1 345              | 491                    | 644                  | 209                       | 762              | -                                     | -                        | -    | 80   | 2 160                           | 129                  | -                |
| \$6.00 to \$7.49 .....  | 1 204  | 798                | 421                    | 377                  | -                         | 337              | -                                     | 67                       | -    | -  | 1 138                           | -                    | -                |
| \$7.50 or more .....  | 622  | 403                | 203                    | 200                  | -                         | 219              | -                                     | -                        | -    | -  | 538                             | 84                   | -                |
| Not available <sup>2</sup> .....  | 5 590  | 3 981              | 2 252                  | 1 322                | 408                       | 1 210            | -                                     | 650                      | -    | 226  | 4 378                           | 199                  | 63               |
| Median .....  | 2.97   | 2.94               | 2.89                   | 3.06                 | 2.96                      | 3.11             | 2.75                                  | 2.44                     | .00  | 2.36   | 3.22                            | 2.78                 | 1.63             |
| <b>FULL- OR PART-TIME EMPLOYMENT STATUS</b>                                   |  |                    |                        |                      |                           |                  |                                       |                          |      |  |                                 |                      |                  |
| Male, full- or part-time employed .....                                       | 45 522                                       | 27 764             | 17 915                 | 7 475                | 2 376                     | 14 224           | 151                                   | 5 498                    | -    | 1 697  | 34 426                          | 4 044                | 472              |
| On full-time schedules .....  | 41 258                                       | 25 374             | 16 236                 | 7 061                | 2 077                     | 13 174           | 151                                   | 4 498                    | -    | 1 240  | 32 176                          | 3 597                | 406              |
| On part time for economic reasons .....                                       | 2 606  | 1 156              | 863                    | 137                  | 156                       | 896              | -                                     | 529                      | -    | 316  | 1 392                           | 326                  | -                |
| On part time for voluntary reasons .....                                      | 1 658  | 1 233              | 815                    | 276                  | 142                       | 154              | -                                     | 471                      | -    | 141  | 859                             | 121                  | 66               |
| Female, full- or part-time employed .....                                     | 36 530                                       | 25 577             | 17 277                 | 6 837                | 1 463                     | 8 032            | -                                     | 9 239                    | -    | 1 651  | 20 896                          | 5 264                | 459              |
| On full-time schedules .....  | 29 834                                       | 21 260             | 14 078                 | 6 053                | 1 129                     | 6 975            | -                                     | 6 796                    | -    | 1 132  | 17 629                          | 4 604                | 396              |
| On part time for economic reasons .....                                       | 2 117  | 1 243              | 786                    | 259                  | 199                       | 473              | -                                     | 1 132                    | -    | 123  | 798                             | 192                  | -                |
| On part time for voluntary reasons .....                                      | 4 579  | 3 074              | 2 414                  | 525                  | 135                       | 584              | -                                     | 1 311                    | -    | 396  | 2 469                           | 468                  | 63               |

<sup>1</sup>More than one method may be used.

<sup>2</sup>Not used in computing median.



Table 12b. Usual Place of Work and Method of Transportation, by Weekly and Hourly Earnings and by Full- or Part-Time Employment Status: White

[Limited to persons 16 to 64 years, not in school]

| Weekly Earnings<br>Hourly Earnings<br>Full- or Part-Time Employment<br>Status | Usual place of work is same address each day |                    |                        |                      |                           |                  | Method of transportation <sup>1</sup> |                           |      |  |                                 |                      |                  |
|---|--|--------------------|------------------------|----------------------|---------------------------|------------------|---------------------------------------|---------------------------|------|--|---------------------------------|----------------------|------------------|
|   | Total<br>employed                            | Within city limits |                        |                      | Outside<br>city<br>limits | Not<br>available | Bus,<br>trolley,<br>or taxi           | Subway,<br>or<br>railroad | Walk | Drive<br>alone,<br>carpool,<br>drive<br>others | Ride<br>with<br>someone<br>else | All other<br>methods |                  |
|   |  | Total              | Low-<br>income<br>area | Remainder<br>of city |                           |                  |                                       |                           |      |  |                                 |                      | Not<br>available |
| <b>WEEKLY EARNINGS OF FULL-TIME<br/>WAGE AND SALARY WORKERS</b>               |  |                    |                        |                      |                           |                  |                                       |                           |      |  |                                 |                      |                  |
| Total .....   | 49 502                                       | 37 144             | 24 249                 | 7 577                | 5 317                     | 10 924           | 208                                   | 14 192                    | -    | 5 869  | 23 192                          | 5 633                | 1 511            |
| Less than \$50 .....  | 2 342  | 2 108              | 1 595                  | 289                  | 224                       | 234              | -                                     | 627                       | -    | 299  | 315                             | 130                  | 830              |
| \$50 to \$64 .....  | 2 142  | 1 764              | 1 279                  | 348                  | 137                       | 311              | -                                     | 1 061                     | -    | 552  | 271                             | 255                  | 67               |
| \$65 to \$79 .....  | 8 066  | 7 125              | 5 047                  | 935                  | 1 183                     | 881              | 60                                    | 3 260                     | -    | 1 639  | 1 553                           | 1 469                | 74               |
| \$80 to \$99 .....  | 6 176  | 4 847              | 2 907                  | 1 131                | 808                       | 1 157            | -                                     | 2 343                     | -    | 850  | 2 184                           | 877                  | 64               |
| \$100 to \$124 .....  | 3 184  | 2 285              | 1 029                  | 724                  | 533                       | 899              | -                                     | 1 047                     | -    | 354  | 1 212                           | 572                  | -                |
| \$125 to \$149 .....  | 8 495  | 5 618              | 3 486                  | 1 444                | 688                       | 2 556            | 64                                    | 2 323                     | -    | 792  | 4 641                           | 953                  | 71               |
| \$150 to \$174 .....  | 5 160  | 3 734              | 2 980                  | 622                  | 131                       | 1 253            | 84                                    | 1 119                     | -    | 461  | 3 301                           | 474                  | 64               |
| \$175 to \$199 .....  | 5 008  | 3 237              | 1 881                  | 754                  | 601                       | 1 638            | -                                     | 706                       | -    | 278  | 3 761                           | 270                  | 63               |
| \$200 to \$299 .....  | 1 782  | 1 109              | 752                    | 215                  | 143                       | 430              | -                                     | 201                       | -    | 134  | 1 299                           | 240                  | -                |
| \$300 or more .....   | 3 291  | 2 172              | 1 270                  | 604                  | 298                       | 1 055            | -                                     | 354                       | -    | 291  | 2 645                           | 131                  | -                |
| Not available <sup>2</sup> .....  | 766  | 700                | 525                    | 175                  | 175                       | -                | -                                     | 271                       | -    | 71   | 421                             | -                    | 74               |
| Median .....  | 105  | 98                 | 98                     | 103                  | 91                        | 117              | 117                                   | 87                        | 0    | 84   | 130                             | 90                   | 71               |
| <b>HOURLY EARNINGS OF FULL-TIME<br/>WAGE AND SALARY WORKERS</b>               |  |                    |                        |                      |                           |                  |                                       |                           |      |  |                                 |                      |                  |
| Total .....   | 49 502                                       | 37 144             | 24 249                 | 7 577                | 5 317                     | 10 924           | 208                                   | 14 192                    | -    | 5 939  | 23 192                          | 5 761                | 1 511            |
| Less than \$1.25 .....  | 2 467  | 2 233              | 1 585                  | 356                  | 292                       | 234              | -                                     | 758                       | -    | 426  | 315                             | 191                  | 897              |
| \$1.25 to \$1.59 .....  | 3 018  | 2 470              | 2 075                  | 395                  | -                         | 481              | -                                     | 1 436                     | -    | 606  | 616                             | 511                  | -                |
| \$1.60 to \$1.79 .....  | 5 479  | 4 888              | 3 080                  | 973                  | 835                       | 530              | 60                                    | 2 239                     | -    | 1 190  | 959                             | 1 095                | -                |
| \$1.80 to \$1.99 .....  | 2 700  | 2 315              | 1 666                  | 271                  | 378                       | 385              | -                                     | 817                       | -    | 543  | 815                             | 451                  | 74               |
| \$2.00 to \$2.49 .....  | 9 467  | 7 410              | 4 345                  | 1 796                | 1 269                     | 1 822            | -                                     | 3 371                     | -    | 1 392  | 3 396                           | 1 245                | 64               |
| \$2.50 to \$2.99 .....  | 7 246  | 4 706              | 2 972                  | 1 173                | 561                       | 2 345            | 64                                    | 1 597                     | -    | 517  | 4 498                           | 735                  | 71               |
| \$3.00 to \$3.99 .....  | 8 928  | 5 636              | 3 760                  | 1 080                | 796                       | 2 993            | 84                                    | 2 018                     | -    | 533  | 5 985                           | 681                  | 64               |
| \$4.00 to \$4.99 .....  | 4 094  | 2 858              | 1 828                  | 596                  | 434                       | 794              | -                                     | 721                       | -    | 222  | 2 810                           | 441                  | 63               |
| \$5.00 to \$5.99 .....  | 1 653  | 1 138              | 773                    | 364                  | -                         | 515              | -                                     | 134                       | -    | 155  | 1 363                           | 131                  | -                |
| \$6.00 to \$7.49 .....  | 937  | 620                | 417                    | 64                   | 140                       | 316              | -                                     | 221                       | -    | 207  | 580                             | -                    | -                |
| \$7.50 or more .....  | 424  | 424                | 249                    | 175                  | -                         | -                | -                                     | -                         | -    | -  | 351                             | -                    | 74               |
| Not available <sup>2</sup> .....  | 3 089  | 2 445              | 1 498                  | 335                  | 612                       | 510              | -                                     | 860                       | -    | 148  | 1 525                           | 261                  | 205              |
| Median .....  | 2.53   | 2.39               | 2.38                   | 2.45                 | 2.33                      | 2.88             | 2.84                                  | 2.21                      | .00  | 2.06   | 3.04                            | 2.24                 | 1.87             |
| <b>FULL- OR PART-TIME EMPLOYMENT<br/>STATUS</b>                               |  |                    |                        |                      |                           |                  |                                       |                           |      |  |                                 |                      |                  |
| Male, full- or part-time employed .....                                       | 38 767                                       | 26 751             | 16 941                 | 6 246                | 3 564                     | 10 105           | 144                                   | 7 720                     | -    | 4 824  | 22 433                          | 3 440                | 1 256            |
| On full-time schedules .....  | 35 470                                       | 24 485             | 15 591                 | 5 750                | 3 143                     | 9 439            | 144                                   | 7 062                     | -    | 4 358  | 20 871                          | 3 001                | 1 025            |
| On part time for economic reasons .....                                       | 2 031  | 1 459              | 679                    | 359                  | 420                       | 335              | -                                     | 500                       | -    | 212  | 905                             | 365                  | 231              |
| On part time for voluntary reasons .....                                      | 1 266  | 808                | 671                    | 137                  | -                         | 336              | -                                     | 157                       | -    | 255  | 656                             | 74                   | -                |
| Female, full- or part-time employed .....                                     | 25 189                                       | 21 396             | 15 182                 | 3 049                | 3 165                     | 3 151            | 127                                   | 10 501                    | -    | 2 848  | 7 486                           | 3 869                | 1 203            |
| On full-time schedules .....  | 21 782                                       | 18 375             | 12 880                 | 2 846                | 2 649                     | 2 885            | 64                                    | 8 751                     | -    | 2 261  | 6 808                           | 3 559                | 1 002            |
| On part time for economic reasons .....                                       | 1 651  | 1 385              | 1 045                  | 71                   | 268                       | 202              | 64                                    | 927                       | -    | 321  | 344                             | 127                  | -                |
| On part time for voluntary reasons .....                                      | 1 756  | 1 637              | 1 256                  | 133                  | 248                       | 64               | -                                     | 823                       | -    | 266  | 334                             | 183                  | 202              |

<sup>1</sup> More than one method may be used.

<sup>2</sup> Not used in computing median.

Table 13. Cost of Public Transportation to Work: All Races

[ Limited to persons 16 to 64 years, not in school ]

| Weekly Earnings<br>Hourly Earnings<br>Family Status         | Total employed persons using public transportation | Cost of one-way transportation <sup>1</sup> |                  |                  |                  |                  |                  |                | Not available |
|---|--|---|------------------|------------------|------------------|------------------|------------------|----------------|---------------|
|   |  | Less than \$0.25                            | \$0.25 to \$0.49 | \$0.50 to \$0.74 | \$0.75 to \$0.99 | \$1.00 to \$1.24 | \$1.25 to \$1.49 | \$1.50 or more |               |
| <b>WEEKLY EARNINGS OF FULL-TIME WAGE AND SALARY WORKERS</b> |  |   |                  |                  |                  |                  |                  |                |               |
| Total .....   | 25 133   | 338   | 20 003           | 2 796            | 485              | 127              | -                | 71             | 1 313         |
| Less than \$50 .....  | 751  | -   | 620              | 67               | -                | -                | -                | -              | 64            |
| \$50 to \$64 .....  | 1 617  | -   | 1 417            | 67               | 67               | -                | -                | -              | 67            |
| \$65 to \$79 .....  | 5 415  | -   | 4 594            | 431              | 66               | 66               | -                | -              | 258           |
| \$80 to \$89 .....  | 3 675  | -   | 2 866            | 399              | 135              | -                | -                | -              | 275           |
| \$90 to \$99 .....  | 1 734  | -   | 1 337            | 337              | -                | 60               | -                | -              | -             |
| \$100 to \$124 .....  | 4 847  | 140   | 3 683            | 704              | 84               | -                | -                | -              | 237           |
| \$125 to \$149 .....  | 2 984  | 66  | 2 359            | 352              | 67               | -                | -                | -              | 141           |
| \$150 to \$174 .....  | 1 156  | -   | 1 013            | 74               | -                | -                | -                | -              | 69            |
| \$175 to \$199 .....  | 518  | -   | 518              | -                | -                | -                | -                | -              | -             |
| \$200 to \$299 .....  | 692  | 67  | 481              | 74               | -                | -                | -                | 71             | -             |
| \$300 or more .....   | 342  | -   | 208              | -                | -                | -                | -                | -              | 133           |
| Not available <sup>2</sup> .....                            | 1 402  | 66  | 908              | 292              | 67               | -                | -                | -              | 70            |
| Median .....  | dollars. 93  | 124   | 91               | 99               | 86               | 79               | 0                | 250            | 88            |
| <b>HOURLY EARNINGS OF FULL-TIME WAGE AND SALARY WORKERS</b> |  |   |                  |                  |                  |                  |                  |                |               |
| Total .....   | 25 395   | 338   | 20 127           | 2 796            | 556              | 127              | -                | 71             | 1 381         |
| Less than \$1.25 .....                                      | 1 275  | -   | 945              | 67               | 71               | -                | -                | -              | 191           |
| \$1.25 to \$1.59 .....                                      | 2 122  | -   | 1 637            | 218              | 67               | 66               | -                | -              | 134           |
| \$1.60 to \$1.79 .....                                      | 3 425  | -   | 2 897            | 270              | -                | -                | -                | -              | 258           |
| \$1.80 to \$1.99 .....                                      | 1 645  | -   | 1 508            | 71               | 66               | -                | -                | -              | -             |
| \$2.00 to \$2.49 .....                                      | 5 140  | -   | 4 125            | 649              | 219              | -                | -                | -              | 147           |
| \$2.50 to \$2.99 .....                                      | 3 909  | 67  | 2 827            | 791              | -                | 60               | -                | -              | 163           |
| \$3.00 to \$3.99 .....                                      | 4 681  | 139   | 3 829            | 291              | 67               | -                | -                | 71             | 284           |
| \$4.00 to \$4.99 .....                                      | 1 164  | -   | 1 025            | 74               | -                | -                | -                | -              | 65            |
| \$5.00 to \$5.99 .....                                      | 274  | -   | 200              | 74               | -                | -                | -                | -              | -             |
| \$6.00 to \$7.49 .....                                      | 422  | 67  | 288              | -                | -                | -                | -                | -              | 67            |
| \$7.50 or more .....  | -  | -   | -                | -                | -                | -                | -                | -              | -             |
| Not available <sup>2</sup> .....                            | 1 338  | 66  | 844              | 292              | 67               | -                | -                | -              | 70            |
| Median .....  | dollars. 2.37                                      | 3.50  | 2.34             | 2.48             | 2.17             | 1.58             | .00              | 3.50           | 2.36          |
| <b>FAMILY STATUS</b>  |  |   |                  |                  |                  |                  |                  |                |               |
| <b>Male, total</b>  |  |   |                  |                  |                  |                  |                  |                |               |
| Male, total .....   | 14 312   | 140   | 10 406           | 2 563            | 346              | -                | -                | 71             | 785           |
| Family head .....   | 5 490  | 140   | 3 588            | 1 030            | 263              | -                | -                | 71             | 398           |
| Family member .....   | 2 222  | -   | 1 560            | 517              | 84               | -                | -                | -              | 61            |
| Unrelated individual .....                                  | 6 601  | -   | 5 258            | 1 016            | -                | -                | -                | -              | 327           |
| <b>Female, total</b>  |  |   |                  |                  |                  |                  |                  |                |               |
| Female, total .....   | 21 390   | 198   | 16 762           | 1 930            | 852              | 503              | -                | 66             | 1 079         |
| Family head .....   | 4 996  | 67  | 3 604            | 747              | 328              | 184              | -                | -              | 67            |
| No children under 18 years .....                            | 1 465  | -   | 984              | 414              | -                | 66               | -                | -              | -             |
| Children 6 to 17 years only .....                           | 1 922  | -   | 1 324            | 269              | 262              | -                | -                | -              | 67            |
| Children under 6 years .....                                | 1 610  | 67  | 1 297            | 63               | 66               | 117              | -                | -              | -             |
| Wife of head .....  | 6 631  | -   | 5 163            | 465              | 133              | 196              | -                | -              | 674           |
| No children under 18 years .....                            | 3 226  | -   | 2 209            | 338              | 133              | 66               | -                | -              | 480           |
| Children 6 to 17 years only .....                           | 1 309  | -   | 1 052            | 63               | -                | 130              | -                | -              | 64            |
| Children under 6 years .....                                | 2 096  | -   | 1 903            | 64               | -                | -                | -                | -              | 130           |
| Other family member .....                                   | 3 128  | -   | 2 752            | 187              | -                | 60               | -                | -              | 128           |
| Unrelated individual .....                                  | 6 635  | 131   | 5 243            | 531              | 391              | 63               | -                | 66             | 210           |

<sup>1</sup> More than one method may be used. <sup>2</sup> Not used in computing median.

Table 13a. Cost of Public Transportation to Work: Negro

[ Limited to persons 16 to 64 years, not in school ]

| Weekly Earnings<br>Hourly Earnings<br>Family Status         | Total employed persons using public transportation | Cost of one-way transportation <sup>1</sup> |                  |                  |                  |                  |                  |                | Not available |
|---|--|---|------------------|------------------|------------------|------------------|------------------|----------------|---------------|
|   |  | Less than \$0.25                            | \$0.25 to \$0.49 | \$0.50 to \$0.74 | \$0.75 to \$0.99 | \$1.00 to \$1.24 | \$1.25 to \$1.49 | \$1.50 or more |               |
| <b>WEEKLY EARNINGS OF FULL-TIME WAGE AND SALARY WORKERS</b> |  |   |                  |                  |                  |                  |                  |                |               |
| Total .....   | 9 043  | 265   | 6 321            | 1 638            | 267              | 66               | -                | -              | 486           |
| Less than \$50 .....  | 124  | -   | 124              | -                | -                | -                | -                | -              | -             |
| \$50 to \$64 .....  | 556  | -   | 489              | -                | -                | -                | -                | -              | 67            |
| \$65 to \$79 .....  | 1 762  | -   | 1 294            | 209              | 66               | 66               | -                | -              | 127           |
| \$80 to \$89 .....  | 1 108  | -   | 665              | 248              | 135              | -                | -                | -              | 61            |
| \$90 to \$99 .....  | 644  | -   | 307              | 337              | -                | -                | -                | -              | -             |
| \$100 to \$124 .....  | 2 123  | 67  | 1 559            | 334              | -                | -                | -                | -              | 163           |
| \$125 to \$149 .....  | 1 308  | 66  | 958              | 218              | 67               | -                | -                | -              | 69            |
| \$150 to \$174 .....  | 343  | -   | 474              | -                | -                | -                | -                | -              | -             |
| \$175 to \$199 .....  | 160  | -   | 160              | -                | -                | -                | -                | -              | -             |
| \$200 to \$299 .....  | 127  | 67  | 61               | -                | -                | -                | -                | -              | -             |
| \$300 or more .....   | -  | -   | -                | -                | -                | -                | -                | -              | -             |
| Not available <sup>2</sup> .....                            | 586  | 66  | 229              | 292              | -                | -                | -                | -              | -             |
| Median .....  | 101  | 138   | 103              | 96               | 85               | 72               | 0                | 0              | 88            |
| <b>HOURLY EARNINGS OF FULL-TIME WAGE AND SALARY WORKERS</b> |  |   |                  |                  |                  |                  |                  |                |               |
| Total .....   | 9 107  | 265   | 6 384            | 1 638            | 267              | 66               | -                | -              | 486           |
| Less than \$1.25 .....                                      | 248  | -   | 187              | -                | -                | -                | -                | -              | 61            |
| \$1.25 to \$1.59 .....                                      | 622  | -   | 489              | -                | -                | 66               | -                | -              | 67            |
| \$1.60 to \$1.79 .....                                      | 1 063  | -   | 666              | 270              | -                | -                | -                | -              | 127           |
| \$1.80 to \$1.99 .....                                      | 694  | -   | 428              | -                | 66               | -                | -                | -              | -             |
| \$2.00 to \$2.49 .....                                      | 1 344  | -   | 778              | 431              | 135              | -                | -                | -              | -             |
| \$2.50 to \$2.99 .....                                      | 2 212  | 67  | 1 494            | 489              | -                | -                | -                | -              | 163           |
| \$3.00 to \$3.99 .....                                      | 1 984  | 66  | 1 626            | 157              | 67               | -                | -                | -              | 69            |
| \$4.00 to \$4.99 .....                                      | 287  | -   | 287              | -                | -                | -                | -                | -              | -             |
| \$5.00 to \$6.99 .....                                      | -  | -   | -                | -                | -                | -                | -                | -              | -             |
| \$8.00 to \$7.49 .....                                      | 67   | 67  | -                | -                | -                | -                | -                | -              | -             |
| \$7.50 or more .....  | -  | -   | -                | -                | -                | -                | -                | -              | -             |
| Not available <sup>2</sup> .....                            | 586  | 66  | 229              | 292              | -                | -                | -                | -              | -             |
| Median .....  | 2.58   | 3.50  | 2.63             | 2.47             | 2.25             | 1.42             | .00              | .00            | 1.78          |
| <b>FAMILY STATUS</b>  |  |   |                  |                  |                  |                  |                  |                |               |
| <b>Male, total</b> .....                                    |  |   |                  |                  |                  |                  |                  |                |               |
| 5 561   | 67   | 3 662                                       | 1 348            | 121              | -                | -                | -                | -              | 364           |
| Family head .....   | 1 882  | 67  | 1 108            | 456              | 121              | -                | -                | -              | 130           |
| Family member .....   | 967  | -   | 453              | 454              | -                | -                | -                | -              | 61            |
| Unrelated individual .....                                  | 2 713  | -   | 2 102            | 438              | -                | -                | -                | -              | 173           |
| <b>Female, total</b> .....                                  |  |   |                  |                  |                  |                  |                  |                |               |
| 9 239   | 198  | 6 271                                       | 1 252            | 662              | 392              | -                | 66               | 398            |               |
| Family head .....   | 3 304  | 67  | 2 175            | 534              | 328              | 133              | -                | 67             |               |
| No children under 18 years .....                            | 665  | -   | 396              | 202              | -                | 66               | -                | -              |               |
| Children 6 to 17 years only .....                           | 1 469  | -   | 871              | 269              | 262              | -                | -                | 67             |               |
| Children under 6 years .....                                | 1 170  | 67  | 908              | 63               | 66               | 67               | -                | -              |               |
| Wife of head .....  | 2 369  | -   | 1 708            | 196              | 66               | 196              | -                | 202            |               |
| No children under 18 years .....                            | 1 008  | -   | 607              | 133              | 66               | 66               | -                | 136            |               |
| Children 6 to 17 years only .....                           | 524  | -   | 331              | 63               | -                | 130              | -                | -              |               |
| Children under 6 years .....                                | 837  | -   | 770              | -                | -                | -                | -                | 67             |               |
| Other family member .....                                   | 758  | -   | 571              | 127              | -                | -                | -                | 61             |               |
| Unrelated individual .....                                  | 2 808  | 131   | 1 817            | 394              | 268              | 63               | 66               | 69             |               |

<sup>1</sup> More than one method may be used. <sup>2</sup> Not used in computing median.

Table 13b. Cost of Public Transportation to Work: White

[Limited to persons 16 to 64 years, not in school]

| Weekly Earnings<br>Hourly Earnings<br>Family Status         | Total em-<br>ployed per-<br>sons using<br>public<br>transportation | Cost of one-way transportation <sup>1</sup> |                     |                     |                     |                     |                     |                   | Not<br>available |
|---|--|---|---------------------|---------------------|---------------------|---------------------|---------------------|-------------------|------------------|
|   |  | Less than<br>\$0.25                         | \$0.25 to<br>\$0.49 | \$0.50 to<br>\$0.74 | \$0.75 to<br>\$0.99 | \$1.00 to<br>\$1.24 | \$1.25 to<br>\$1.49 | \$1.50 or<br>more |                  |
| <b>WEEKLY EARNINGS OF FULL-TIME WAGE AND SALARY WORKERS</b> |  |   |                     |                     |                     |                     |                     |                   |                  |
| Total   | 13 993   | 74  | 11 938              | 947                 | 218                 | 60                  | -                   | -                 | 756              |
| Less than \$50 <sup>2</sup>                                 | 627  | -   | 496                 | 67                  | -                   | -                   | -                   | -                 | 64               |
| \$50 to \$64  | 1 061  | -   | 927                 | 67                  | 67                  | -                   | -                   | -                 | -                |
| \$65 to \$79  | 3 240  | -   | 2 971               | 158                 | -                   | -                   | -                   | -                 | 131              |
| \$80 to \$89  | 2 343  | -   | 1 977               | 151                 | -                   | -                   | -                   | -                 | 215              |
| \$90 to \$99  | 762  | -   | 701                 | -                   | -                   | 60                  | -                   | -                 | -                |
| \$100 to \$124  | 2 395  | 74  | 1 795               | 370                 | 84                  | -                   | -                   | -                 | 74               |
| \$125 to \$149  | 1 332  | -   | 1 201               | 60                  | -                   | -                   | -                   | -                 | 70               |
| \$150 to \$174  | 613  | -   | 539                 | 74                  | -                   | -                   | -                   | -                 | -                |
| \$175 to \$199  | 227  | -   | 227                 | -                   | -                   | -                   | -                   | -                 | -                |
| \$200 to \$299  | 351  | -   | 351                 | -                   | -                   | -                   | -                   | -                 | -                |
| \$300 or more   | 278  | -   | 145                 | -                   | -                   | -                   | -                   | -                 | 133              |
| Not available <sup>2</sup>                                  | 745  | -   | 608                 | -                   | 67                  | -                   | -                   | -                 | 70               |
| Median  | 87 <sup>2</sup>  | 113   | 87                  | 102                 | 103                 | 95                  | 0                   | 0                 | 87               |
| <b>HOURLY EARNINGS OF FULL-TIME WAGE AND SALARY WORKERS</b> |  |   |                     |                     |                     |                     |                     |                   |                  |
| Total   | 14 192   | 74  | 11 998              | 947                 | 288                 | 60                  | -                   | -                 | 824              |
| Less than \$1.25  | 956  | -   | 688                 | 67                  | 71                  | -                   | -                   | -                 | 131              |
| \$1.25 to \$1.59  | 1 436  | -   | 1 147               | 155                 | 67                  | -                   | -                   | -                 | 67               |
| \$1.60 to \$1.79  | 2 239  | -   | 2 108               | -                   | -                   | -                   | -                   | -                 | 131              |
| \$1.80 to \$1.99  | 817  | -   | 746                 | 71                  | -                   | -                   | -                   | -                 | -                |
| \$2.00 to \$2.49  | 3 180  | -   | 2 731               | 218                 | 84                  | -                   | -                   | -                 | 147              |
| \$2.50 to \$2.99  | 1 502  | -   | 1 139               | 303                 | -                   | 60                  | -                   | -                 | -                |
| \$3.00 to \$3.99  | 2 211  | 74  | 1 933               | 60                  | -                   | -                   | -                   | -                 | 144              |
| \$4.00 to \$4.99  | 747  | -   | 607                 | 74                  | -                   | -                   | -                   | -                 | 66               |
| \$5.00 to \$5.99  | 131  | -   | 131                 | -                   | -                   | -                   | -                   | -                 | -                |
| \$6.00 to \$7.49  | 292  | -   | 224                 | -                   | -                   | -                   | -                   | -                 | 67               |
| \$7.50 or more  | -  | -   | -                   | -                   | -                   | -                   | -                   | -                 | -                |
| Not available <sup>2</sup>                                  | 681  | -   | 545                 | -                   | 67                  | -                   | -                   | -                 | 70               |
| Median  | 2.23   | 3.50  | 2.20                | 2.42                | 2.05                | 2.75                | .00                 | .00               | 2.28             |
| <b>FAMILY STATUS</b>  |  |   |                     |                     |                     |                     |                     |                   |                  |
| <b>Male, total</b>  |  |   |                     |                     |                     |                     |                     |                   |                  |
| Male, total   | 7 918  | 74  | 6 193               | 1 004               | 225                 | -                   | -                   | -                 | 421              |
| Family head   | 3 000  | 74  | 2 017               | 500                 | 142                 | -                   | -                   | -                 | 268              |
| Family member   | 1 191  | -   | 1 107               | -                   | 84                  | -                   | -                   | -                 | -                |
| Unrelated individual  | 3 727  | -   | 3 069               | 504                 | -                   | -                   | -                   | -                 | 153              |
| <b>Female, total</b>  |  |   |                     |                     |                     |                     |                     |                   |                  |
| Female, total   | 10 501   | -   | 8 912               | 679                 | 190                 | 111                 | -                   | -                 | 609              |
| Family head   | 1 568  | -   | 1 305               | 212                 | -                   | 51                  | -                   | -                 | -                |
| No children under 18 years                                  | 739  | -   | 527                 | 212                 | -                   | -                   | -                   | -                 | -                |
| Children 8 to 17 years only                                 | 453  | -   | 453                 | -                   | -                   | -                   | -                   | -                 | -                |
| Children under 6 years                                      | 376  | -   | 325                 | -                   | -                   | 51                  | -                   | -                 | -                |
| Wife of head  | 3 587  | -   | 2 851               | 268                 | 67                  | -                   | -                   | -                 | 401              |
| No children under 18 years                                  | 1 801  | -   | 1 256               | 205                 | 67                  | -                   | -                   | -                 | 274              |
| Children 8 to 17 years only                                 | 717  | -   | 653                 | -                   | -                   | -                   | -                   | -                 | 64               |
| Children under 6 years                                      | 1 069  | -   | 942                 | 64                  | -                   | -                   | -                   | -                 | 64               |
| Other family member   | 2 118  | -   | 1 930               | 60                  | -                   | 60                  | -                   | -                 | 67               |
| Unrelated individual  | 3 228  | -   | 2 827               | 137                 | 123                 | -                   | -                   | -                 | 141              |

<sup>1</sup> More than one method may be used. <sup>2</sup> Not used in computing median.

Table 14. Persons Not in the Labor Force and Their Desire for Work: All Races

| Age and Sex<br>Family Status<br>Educational Attainment | Total<br>not in<br>labor<br>force | Desire for work      |                               |                            |                             |                                  |   |   |                          |                                   |                                |
|--|-----------------------------------|----------------------|-------------------------------|----------------------------|-----------------------------|----------------------------------|---|---|--------------------------|-----------------------------------|--------------------------------|
|  |                                   | Want regular job now |                               |                            |                             | Do not want job                  |   |   | Worked in last 12 months |                                   |                                |
|  |                                   | Total                | Intend<br>to look<br>for work | May<br>look--it<br>depends | Do not<br>intend<br>to look | May want<br>a job--it<br>depends | Would<br>want a<br>job if no<br>problem | Do not<br>want job<br>even if no<br>problem | Total                    | Want regular job now <sup>1</sup> |                                |
|  |                                   |                      |                               |                            |                             |                                  |   |   |                          | Total                             | Intend<br>to look <sup>2</sup> |
| <b>AGE AND SEX</b>                                     |                                   |                      |                               |                            |                             |                                  |   |   |                          |                                   |                                |
| Total, 16 to 64 years                                  | 103 115                           | 29 854               | 17 351                        | 2 236                      | 10 267                      | 7 191                            | 31 783                                  | 34 286                                      | 23 828                   | 9 814                             | 7 464                          |
| Male, total  | 32 204                            | 8 890                | 4 815                         | 457                        | 3 618                       | 1 842                            | 8 033                                   | 13 439                                      | 9 824                    | 3 746                             | 2 604                          |
| 16 to 21 years, total                                  | 9 590                             | 2 684                | 1 578                         | -                          | 1 107                       | 605                              | 432                                     | 5 868                                       | 3 154                    | 1 103                             | 847                            |
| 16 to 21 years, not in school                          | 859                               | 303                  | 121                           | -                          | 182                         | -                                | 311                                     | 245   | 185                      | -                                 | -                              |
| 22 to 34 years, total                                  | 7 157                             | 2 459                | 1 463                         | 70                         | 926                         | 271                              | 1 531                                   | 2 895                                       | 2 745                    | 1 279                             | 824                            |
| 22 to 34 years, veteran of Vietnam                     | 921                               | 329                  | 161                           | -                          | 167                         | 63                               | 67                                      | 462   | 709                      | 329                               | 161                            |
| 25 to 34 years   | 4 916                             | 1 910                | 1 098                         | 70                         | 742                         | 84                               | 1 221                                   | 1 702                                       | 1 998                    | 1 027                             | 635                            |
| 35 to 44 years   | 3 700                             | 1 202                | 827                           | 67                         | 309                         | 452                              | 1 539                                   | 507   | 1 466                    | 550                               | 482                            |
| 45 to 54 years   | 4 103                             | 1 134                | 411                           | 93                         | 629                         | 297                              | 1 993                                   | 679   | 1 037                    | 296                               | 134                            |
| 55 to 64 years   | 7 654                             | 1 410                | 536                           | 227                        | 647                         | 217                              | 2 538                                   | 3 489                                       | 1 421                    | 518                               | 318                            |
| 40 to 64 years   | 13 525                            | 3 152                | 1 332                         | 387                        | 1 433                       | 805                              | 5 239                                   | 4 328                                       | 3 041                    | 1 041                             | 679                            |
| Female, total  | 70 911                            | 20 964               | 12 536                        | 1 779                      | 6 649                       | 5 349                            | 23 751                                  | 20 847                                      | 14 005                   | 6 068                             | 4 860                          |
| 16 to 21 years, total                                  | 13 941                            | 5 822                | 4 054                         | 124                        | 1 644                       | 472                              | 1 535                                   | 6 112                                       | 3 911                    | 2 028                             | 1 604                          |
| 16 to 21 years, not in school                          | 5 335                             | 2 578                | 1 849                         | -                          | 729                         | 230                              | 1 354                                   | 1 174                                       | 1 662                    | 918                               | 918                            |
| 22 to 34 years   | 19 169                            | 6 671                | 4 339                         | 654                        | 1 678                       | 1 508                            | 7 487                                   | 3 504                                       | 4 970                    | 2 266                             | 1 815                          |
| 25 to 34 years   | 13 973                            | 4 954                | 3 363                         | 466                        | 1 125                       | 1 266                            | 5 412                                   | 2 342                                       | 3 497                    | 1 710                             | 1 447                          |
| 35 to 44 years   | 12 413                            | 4 011                | 2 428                         | 330                        | 1 233                       | 997                              | 4 982                                   | 2 423                                       | 2 307                    | 910                               | 777                            |
| 45 to 54 years   | 11 989                            | 2 634                | 1 046                         | 333                        | 1 255                       | 1 447                            | 5 312                                   | 2 596                                       | 1 731                    | 521                               | 388                            |
| 55 to 64 years   | 13 399                            | 1 826                | 668                           | 338                        | 819                         | 925                              | 4 435                                   | 6 213                                       | 1 087                    | 344                               | 276                            |
| 40 to 64 years   | 30 924                            | 5 960                | 2 689                         | 805                        | 2 465                       | 2 773                            | 12 082                                  | 10 110                                      | 3 754                    | 1 328                             | 1 061                          |
| <b>FAMILY STATUS<sup>3</sup></b>                       |                                   |                      |                               |                            |                             |                                  |   |   |                          |                                   |                                |
| Male, total  | 19 358                            | 5 397                | 2 710                         | 457                        | 2 230                       | 966                              | 7 275                                   | 5 720                                       | 5 217                    | 2 041                             | 1 373                          |
| Family head  | 7 003                             | 2 374                | 1 220                         | 297                        | 856                         | 418                              | 2 630                                   | 1 582                                       | 2 147                    | 961                               | 690                            |
| Family member  | 3 175                             | 1 444                | 211                           | -                          | 433                         | 153                              | 1 367                                   | 1 010                                       | 1 605                    | 163                               | -                              |
| Unrelated individual                                   | 9 181                             | 2 380                | 1 278                         | 160                        | 942                         | 395                              | 3 278                                   | 3 128                                       | 2 465                    | 916                               | 683                            |
| Female, total  | 59 432                            | 16 549               | 9 681                         | 1 655                      | 5 213                       | 5 037                            | 23 085                                  | 14 760                                      | 10 975                   | 4 640                             | 3 986                          |
| Family head  | 12 434                            | 4 222                | 2 593                         | 517                        | 1 111                       | 801                              | 5 260                                   | 2 152                                       | 2 746                    | 965                               | 767                            |
| No children under 18 years                             | 1 678                             | 339                  | 268                           | -                          | 71                          | 70                               | 740                                     | 530   | 675                      | 201                               | 201                            |
| Children 6 to 17 years only                            | 4 198                             | 1 369                | 853                           | 196                        | 320                         | 393                              | 1 648                                   | 789   | 777                      | 184                               | 117                            |
| Children under 6 years                                 | 6 557                             | 2 515                | 1 473                         | 322                        | 720                         | 338                              | 2 872                                   | 833   | 1 294                    | 580                               | 449                            |
| Wife of head   | 31 821                            | 8 325                | 4 922                         | 665                        | 2 738                       | 2 889                            | 11 532                                  | 9 074                                       | 5 239                    | 2 127                             | 1 872                          |
| No children under 18 years                             | 10 694                            | 1 606                | 858                           | 137                        | 610                         | 794                              | 3 959                                   | 4 935                                       | 1 326                    | 460                               | 460                            |
| Children 6 to 17 years only                            | 7 554                             | 2 244                | 1 260                         | 134                        | 851                         | 785                              | 3 019                                   | 1 506                                       | 1 380                    | 394                               | 394                            |
| Children under 6 years                                 | 13 573                            | 4 475                | 2 804                         | 394                        | 1 277                       | 1 310                            | 5 155                                   | 2 633                                       | 2 533                    | 1 273                             | 1 018                          |
| Other family member                                    | 6 635                             | 2 391                | 1 378                         | 203                        | 809                         | 394                              | 2 383                                   | 1 488                                       | 1 725                    | 1 085                             | 884                            |
| Unrelated individual                                   | 8 542                             | 1 611                | 787                           | 269                        | 554                         | 953                              | 3 911                                   | 2 067                                       | 1 265                    | 463                               | 463                            |
| <b>EDUCATIONAL ATTAINMENT<sup>3</sup></b>              |                                   |                      |                               |                            |                             |                                  |   |   |                          |                                   |                                |
| Male, total  | 19 358                            | 5 397                | 2 710                         | 457                        | 2 230                       | 966                              | 7 275                                   | 5 720                                       | 5 217                    | 2 041                             | 1 373                          |
| Elementary: 7 years or less                            | 6 523                             | 1 453                | 529                           | 224                        | 700                         | 283                              | 2 419                                   | 2 368                                       | 1 293                    | 460                               | 167                            |
| 8 years  | 1 494                             | 341                  | 67                            | -                          | 274                         | 144                              | 690                                     | 319   | 399                      | 136                               | 67                             |
| High school: 1 to 3 years                              | 4 529                             | 1 432                | 941                           | 67                         | 424                         | 204                              | 1 563                                   | 1 330                                       | 1 355                    | 552                               | 410                            |
| 4 years  | 4 801                             | 1 435                | 825                           | -                          | 610                         | 174                              | 2 096                                   | 1 096                                       | 1 540                    | 569                               | 476                            |
| College: 1 year or more                                | 2 011                             | 736                  | 348                           | 166                        | 221                         | 161                              | 507                                     | 608   | 630                      | 324                               | 254                            |
| Female, total  | 59 432                            | 16 549               | 9 681                         | 1 655                      | 5 213                       | 5 037                            | 23 085                                  | 14 760                                      | 10 975                   | 4 640                             | 3 986                          |
| Elementary: 7 years or less                            | 12 623                            | 2 766                | 1 496                         | 134                        | 1 136                       | 778                              | 5 233                                   | 3 847                                       | 1 843                    | 785                               | 785                            |
| 8 years  | 5 037                             | 1 102                | 517                           | 200                        | 385                         | 579                              | 2 269                                   | 1 086                                       | 596                      | 136                               | 69                             |
| High school: 1 to 3 years                              | 17 004                            | 5 133                | 2 407                         | 666                        | 2 060                       | 1 563                            | 6 629                                   | 3 679                                       | 2 386                    | 810                               | 553                            |
| 4 years  | 18 134                            | 5 716                | 4 146                         | 465                        | 1 105                       | 1 638                            | 6 851                                   | 3 929                                       | 4 512                    | 2 319                             | 2 186                          |
| College: 1 year or more                                | 6 634                             | 1 832                | 1 114                         | 191                        | 527                         | 479                              | 2 103                                   | 2 220                                       | 1 638                    | 590                               | 393                            |

<sup>1</sup> Excludes "May want job--it depends" and "Would want job."

<sup>2</sup> Excludes "May look for work."

<sup>3</sup> Persons 16 to 64 years, not in school.

Table 14a. Persons Not in the Labor Force and Their Desire for Work: Negro

| Age and Sex<br>Family Status<br>Educational Attainment | Total not in labor force | Desire for work      |                         |                     |                       |                           |                                |                                    |                          |                                   |       |
|--|--------------------------|----------------------|-------------------------|---------------------|-----------------------|---------------------------|--------------------------------|------------------------------------|--------------------------|-----------------------------------|-------|
|  |                          | Want regular job now |                         |                     |                       | May want a job—it depends | Would want a job if no problem | Do not want job even if no problem | Worked in last 12 months |                                   |       |
|  |                          | Total                | Intend to look for work | May look—it depends | Do not intend to look |                           |                                |                                    | Total                    | Want regular job now <sup>1</sup> |       |
|  |                          |                      |                         |                     |                       |                           |                                | Total                              | Total                    | Intend to look <sup>2</sup>       |       |
| <b>AGE AND SEX</b>                                     |                          |                      |                         |                     |                       |                           |                                |                                    |                          |                                   |       |
| Total, 16 to 64 years                                  | 61 030                   | 19 202               | 11 993                  | 1 385               | 5 824                 | 4 600                     | 19 430                         | 17 798                             | 13 328                   | 5 907                             | 4 547 |
| Male, total  | 17 503                   | 4 971                | 3 033                   | 200                 | 1 738                 | 1 106                     | 4 743                          | 6 683                              | 5 307                    | 2 288                             | 1 558 |
| 16 to 21 years, total                                  | 5 672                    | 1 967                | 1 162                   | -                   | 804                   | 368                       | 308                            | 3 029                              | 1 727                    | 688                               | 492   |
| 16 to 21 years, not in school                          | 550                      | 182                  | 61                      | -                   | 121                   | -                         | 247                            | 121                                | 185                      | -                                 | -     |
| 22 to 34 years, total                                  | 3 397                    | 1 319                | 743                     | 70                  | 506                   | 61                        | 863                            | 1 155                              | 1 614                    | 833                               | 501   |
| 22 to 34 years, veteran of Vietnam                     | 490                      | 329                  | 161                     | -                   | 167                   | -                         | 67                             | 95                                 | 490                      | 329                               | 161   |
| 25 to 34 years   | 2 530                    | 1 070                | 554                     | 70                  | 446                   | -                         | 741                            | 719                                | 1 244                    | 644                               | 313   |
| 35 to 44 years   | 2 399                    | 920                  | 696                     | 67                  | 157                   | 237                       | 1 017                          | 226                                | 713                      | 415                               | 415   |
| 45 to 54 years   | 2 362                    | 337                  | 199                     | -                   | 138                   | 297                       | 1 328                          | 399                                | 511                      | 136                               | 67    |
| 55 to 64 years   | 3 673                    | 429                  | 232                     | 63                  | 133                   | 143                       | 1 227                          | 1 874                              | 641                      | 217                               | 84    |
| 40 to 64 years   | 7 339                    | 1 244                | 686                     | 130                 | 428                   | 604                       | 3 058                          | 2 433                              | 1 572                    | 513                               | 311   |
| Female, total  | 43 527                   | 14 231               | 8 961                   | 1 185               | 4 086                 | 3 494                     | 14 687                         | 11 115                             | 8 021                    | 3 620                             | 2 989 |
| 16 to 21 years, total                                  | 8 695                    | 4 534                | 3 071                   | 124                 | 1 339                 | 121                       | 798                            | 3 242                              | 2 136                    | 1 341                             | 1 038 |
| 16 to 21 years, not in school                          | 3 377                    | 2 086                | 1 542                   | -                   | 545                   | 61                        | 677                            | 553                                | 1 044                    | 733                               | 733   |
| 22 to 34 years   | 10 434                   | 4 555                | 3 188                   | 463                 | 904                   | 878                       | 3 817                          | 1 183                              | 3 183                    | 1 496                             | 1 300 |
| 25 to 34 years   | 7 870                    | 3 214                | 2 336                   | 339                 | 539                   | 878                       | 2 902                          | 875                                | 2 266                    | 1 129                             | 993   |
| 35 to 44 years   | 8 012                    | 2 683                | 1 613                   | 266                 | 804                   | 545                       | 3 242                          | 1 541                              | 1 275                    | 403                               | 336   |
| 45 to 54 years   | 7 970                    | 1 408                | 632                     | 131                 | 645                   | 1 235                     | 3 959                          | 1 368                              | 963                      | 245                               | 179   |
| 55 to 64 years   | 8 416                    | 1 050                | 456                     | 200                 | 393                   | 714                       | 2 872                          | 3 780                              | 464                      | 135                               | 135   |
| 40 to 64 years   | 19 695                   | 3 325                | 1 689                   | 465                 | 1 172                 | 2 156                     | 8 327                          | 5 887                              | 1 899                    | 516                               | 450   |
| <b>FAMILY STATUS<sup>3</sup></b>                       |                          |                      |                         |                     |                       |                           |                                |                                    |                          |                                   |       |
| Male, total  | 10 985                   | 2 631                | 1 715                   | 200                 | 717                   | 677                       | 4 536                          | 3 141                              | 3 171                    | 1 290                             | 850   |
| Family head  | 4 193                    | 1 180                | 684                     | 136                 | 359                   | 202                       | 1 782                          | 1 028                              | 1 371                    | 625                               | 422   |
| Family member  | 2 455                    | 435                  | 151                     | -                   | 284                   | 153                       | 1 128                          | 739                                | 605                      | 163                               | -     |
| Unrelated individual                                   | 4 338                    | 1 016                | 879                     | 63                  | 74                    | 321                       | 1 626                          | 1 375                              | 1 196                    | 502                               | 428   |
| Female, total  | 36 770                   | 10 998               | 6 968                   | 1 061               | 2 969                 | 3 433                     | 14 431                         | 7 909                              | 6 675                    | 2 885                             | 2 556 |
| Family head  | 9 190                    | 3 254                | 2 144                   | 323                 | 786                   | 737                       | 3 883                          | 1 316                              | 1 887                    | 633                               | 566   |
| No children under 18 years                             | 868                      | 66                   | 66                      | -                   | -                     | 70                        | 464                            | 268                                | 269                      | -                                 | -     |
| Children 6 to 17 years only                            | 3 368                    | 1 181                | 853                     | 132                 | 196                   | 330                       | 1 256                          | 601                                | 586                      | 184                               | 117   |
| Children under 6 years                                 | 4 953                    | 2 006                | 1 225                   | 191                 | 590                   | 338                       | 2 163                          | 446                                | 1 032                    | 449                               | 449   |
| Wife of head   | 17 645                   | 5 139                | 3 382                   | 333                 | 1 424                 | 1 832                     | 6 151                          | 4 523                              | 2 910                    | 1 226                             | 1 165 |
| No children under 18 years                             | 5 914                    | 932                  | 603                     | 66                  | 262                   | 727                       | 1 874                          | 2 380                              | 470                      | 205                               | 205   |
| Children 6 to 17 years only                            | 4 784                    | 1 258                | 737                     | 67                  | 454                   | 718                       | 2 031                          | 776                                | 919                      | 133                               | 133   |
| Children under 6 years                                 | 6 947                    | 2 949                | 2 041                   | 200                 | 707                   | 387                       | 2 245                          | 1 366                              | 1 522                    | 887                               | 827   |
| Other family member                                    | 4 173                    | 1 619                | 925                     | 136                 | 559                   | 262                       | 1 401                          | 890                                | 1 080                    | 763                               | 562   |
| Unrelated individual                                   | 5 763                    | 986                  | 517                     | 269                 | 200                   | 601                       | 2 995                          | 1 181                              | 797                      | 263                               | 263   |
| <b>EDUCATIONAL ATTAINMENT<sup>3</sup></b>              |                          |                      |                         |                     |                       |                           |                                |                                    |                          |                                   |       |
| Male, total  | 10 985                   | 2 631                | 1 715                   | 200                 | 717                   | 677                       | 4 536                          | 3 141                              | 3 171                    | 1 290                             | 850   |
| Elementary: 7 years or less                            | 3 661                    | 290                  | 94                      | 63                  | 133                   | 220                       | 1 619                          | 1 533                              | 742                      | 133                               | -     |
| 8 years  | 994                      | 130                  | -                       | -                   | 130                   | 144                       | 469                            | 252                                | 259                      | 69                                | -     |
| High school: 1 to 3 years                              | 2 484                    | 945                  | 677                     | 67                  | 201                   | 67                        | 821                            | 652                                | 687                      | 349                               | 276   |
| 4 years  | 2 882                    | 758                  | 596                     | -                   | 163                   | 174                       | 1 418                          | 532                                | 992                      | 414                               | 320   |
| College: 1 year or more                                | 964                      | 508                  | 348                     | 70                  | 90                    | 73                        | 209                            | 173                                | 491                      | 324                               | 254   |
| Female, total  | 36 770                   | 10 998               | 6 968                   | 1 061               | 2 969                 | 3 433                     | 14 431                         | 7 909                              | 6 675                    | 2 885                             | 2 556 |
| Elementary: 7 years or less                            | 5 614                    | 792                  | 391                     | 134                 | 267                   | 325                       | 2 816                          | 1 680                              | 330                      | 196                               | 196   |
| 8 years  | 2 758                    | 519                  | 263                     | 132                 | 124                   | 388                       | 1 321                          | 530                                | 262                      | -                                 | -     |
| High school: 1 to 3 years                              | 12 067                   | 3 965                | 2 153                   | 404                 | 1 407                 | 1 330                     | 4 598                          | 2 174                              | 1 619                    | 555                               | 426   |
| 4 years  | 12 452                   | 4 476                | 3 371                   | 263                 | 842                   | 1 192                     | 4 571                          | 2 213                              | 3 413                    | 1 739                             | 1 673 |
| College: 1 year or more                                | 3 879                    | 1 246                | 790                     | 127                 | 329                   | 198                       | 1 124                          | 1 311                              | 1 051                    | 395                               | 262   |

<sup>1</sup> Excludes "May want job—it depends" and "Would want job."

<sup>2</sup> Excludes "May look for work."

<sup>3</sup> Persons 16 to 64 years, not in school.

Table 14b. Persons Not in the Labor Force and Their Desire for Work: White

| Age and Sex<br>Family Status<br>Educational Attainment | Total<br>not in<br>labor<br>force | Desire for work      |                               |                            |                             |                                  |   |   |                          |                                   |                                |
|--|-----------------------------------|----------------------|-------------------------------|----------------------------|-----------------------------|----------------------------------|---|---|--------------------------|-----------------------------------|--------------------------------|
|  |                                   | Want regular job now |                               |                            |                             |                                  |   |   | Worked in last 12 months |                                   |                                |
|  |                                   | Total                | Intend<br>to look<br>for work | May<br>look--it<br>depends | Do not<br>intend<br>to look | May want<br>a job--it<br>depends | Would<br>want a<br>job if no<br>problem | Do not<br>want job<br>even if no<br>problem | Total                    | Want regular job now <sup>1</sup> |                                |
|  |                                   |                      |                               |                            |                             |                                  |   |   |                          | Total                             | Intend<br>to look <sup>2</sup> |
| <b>AGE AND SEX</b>                                     |                                   |                      |                               |                            |                             |                                  |   |   |                          |                                   |                                |
| Total, 16 to 64 years                                  | 35 620                            | 9 186                | 4 714                         | 788                        | 3 684                       | 2 335                            | 10 425                                  | 13 673                                      | 9 566                    | 3 652                             | 2 793                          |
| Male, total  | 12 407                            | 3 290                | 1 451                         | 257                        | 1 582                       | 653                              | 2 724                                   | 5 740                                       | 4 232                    | 1 398                             | 985                            |
| 16 to 21 years, total                                  | 3 389                             | 536                  | 355                           | -                          | 181                         | 237                              | 124                                     | 2 491                                       | 1 366                    | 355                               | 294                            |
| 18 to 21 years, not in school                          | 188                               | 60                   | 60                            | -                          | -                           | -                                | 64                                      | 64  | -                        | -                                 | -                              |
| 22 to 34 years, total                                  | 2 655                             | 856                  | 519                           | -                          | 336                         | 127                              | 601                                     | 1 072                                       | 979                      | 447                               | 323                            |
| 22 to 34 years, veteran of Vietnam                     | 431                               | -                    | -                             | -                          | -                           | 63                               | -                                       | 367   | 218                      | -                                 | -                              |
| 25 to 34 years   | 1 650                             | 668                  | 456                           | -                          | 212                         | -                                | 411                                     | 571   | 602                      | 383                               | 323                            |
| 35 to 44 years   | 1 301                             | 283                  | 131                           | -                          | 152                         | 215                              | 522                                     | 281   | 753                      | 135                               | 67                             |
| 45 to 54 years   | 1 597                             | 797                  | 212                           | 93                         | 491                         | -                                | 519                                     | 281   | 354                      | 160                               | 67                             |
| 55 to 64 years   | 3 466                             | 819                  | 234                           | 164                        | 421                         | 74                               | 958                                     | 1 615                                       | 780                      | 302                               | 234                            |
| 40 to 64 years   | 5 526                             | 1 746                | 576                           | 257                        | 912                         | 201                              | 1 684                                   | 1 896                                       | 1 397                    | 528                               | 368                            |
| Female, total  | 23 213                            | 5 896                | 3 264                         | 531                        | 2 102                       | 1 682                            | 7 701                                   | 7 933                                       | 5 334                    | 2 254                             | 1 808                          |
| 16 to 21 years, total                                  | 4 404                             | 1 104                | 862                           | -                          | 242                         | 242                              | 677                                     | 2 381                                       | 1 714                    | 687                               | 566                            |
| 18 to 21 years, not in school                          | 1 787                             | 429                  | 308                           | -                          | 121                         | 121                              | 677                                     | 560   | 557                      | 185                               | 185                            |
| 22 to 34 years   | 7 068                             | 1 858                | 1 024                         | 191                        | 643                         | 629                              | 2 904                                   | 1 677                                       | 1 402                    | 642                               | 451                            |
| 25 to 34 years   | 4 743                             | 1 482                | 899                           | 127                        | 455                         | 387                              | 1 868                                   | 1 006                                       | 906                      | 454                               | 391                            |
| 35 to 44 years   | 3 508                             | 1 006                | 752                           | -                          | 254                         | 388                              | 1 483                                   | 631   | 899                      | 441                               | 441                            |
| 45 to 54 years   | 3 669                             | 1 152                | 414                           | 202                        | 536                         | 212                              | 1 212                                   | 1 093                                       | 697                      | 276                               | 209                            |
| 55 to 64 years   | 4 564                             | 776                  | 212                           | 138                        | 426                         | 211                              | 1 425                                   | 2 152                                       | 623                      | 209                               | 142                            |
| 40 to 64 years   | 10 021                            | 2 430                | 937                           | 340                        | 1 153                       | 617                              | 3 284                                   | 3 690                                       | 1 716                    | 745                               | 610                            |
| <b>FAMILY STATUS<sup>3</sup></b>                       |                                   |                      |                               |                            |                             |                                  |   |   |                          |                                   |                                |
| Male, total  | 7 581                             | 2 459                | 925                           | 257                        | 1 276                       | 289                              | 2 314                                   | 2 518                                       | 1 973                    | 752                               | 523                            |
| Family head  | 2 670                             | 1 124                | 466                           | 161                        | 497                         | 215                              | 777                                     | 554   | 777                      | 335                               | 268                            |
| Family member  | 599                               | 149                  | 60                            | -                          | 88                          | -                                | 239                                     | 211   | -                        | -                                 | -                              |
| Unrelated individual                                   | 4 312                             | 1 186                | 399                           | 96                         | 691                         | 74                               | 1 298                                   | 1 754                                       | 1 196                    | 416                               | 255                            |
| Female, total  | 19 553                            | 4 970                | 2 521                         | 531                        | 1 917                       | 1 492                            | 7 424                                   | 5 667                                       | 3 849                    | 1 628                             | 1 366                          |
| Family head  | 2 807                             | 905                  | 449                           | 193                        | 261                         | 64                               | 1 249                                   | 590   | 859                      | 332                               | 201                            |
| No children under 18 years                             | 690                               | 272                  | 201                           | -                          | 71                          | -                                | 276                                     | 142   | 407                      | 201                               | 201                            |
| Children 6 to 17 years only                            | 706                               | 187                  | -                             | 64                         | 124                         | 64                               | 328                                     | 127   | 191                      | -                                 | -                              |
| Children under 6 years                                 | 1 411                             | 445                  | 247                           | 131                        | 67                          | -                                | 645                                     | 321   | 262                      | 131                               | -                              |
| Wife of head   | 11 956                            | 2 795                | 1 412                         | 269                        | 1 113                       | 945                              | 4 341                                   | 3 875                                       | 2 068                    | 837                               | 706                            |
| No children under 18 years                             | 4 154                             | 600                  | 255                           | 71                         | 275                         | 67                               | 1 208                                   | 2 278                                       | 789                      | 255                               | 255                            |
| Children 6 to 17 years only                            | 2 506                             | 923                  | 459                           | 67                         | 396                         | 67                               | 922                                     | 595   | 395                      | 261                               | 261                            |
| Children under 6 years                                 | 5 297                             | 1 272                | 699                           | 131                        | 442                         | 811                              | 2 211                                   | 1 002                                       | 884                      | 322                               | 191                            |
| Other family member                                    | 2 148                             | 645                  | 390                           | 67                         | 188                         | 131                              | 918                                     | 454   | 521                      | 259                               | 259                            |
| Unrelated individual                                   | 2 642                             | 625                  | 270                           | -                          | 355                         | 352                              | 916                                     | 749   | 401                      | 200                               | 200                            |
| <b>EDUCATIONAL ATTAINMENT<sup>3</sup></b>              |                                   |                      |                               |                            |                             |                                  |   |   |                          |                                   |                                |
| Male, total  | 7 581                             | 2 459                | 925                           | 257                        | 1 276                       | 289                              | 2 314                                   | 2 518                                       | 1 973                    | 752                               | 523                            |
| Elementary: 7 years or less                            | 2 629                             | 1 000                | 365                           | 161                        | 474                         | 64                               | 730                                     | 835   | 551                      | 327                               | 167                            |
| 8 years  | 500                               | 212                  | 67                            | -                          | 145                         | -                                | 221                                     | 67  | 139                      | 67                                | 67                             |
| High school: 1 to 3 years                              | 1 879                             | 487                  | 264                           | -                          | 223                         | 138                              | 577                                     | 678   | 596                      | 202                               | 134                            |
| 4 years  | 1 586                             | 533                  | 229                           | -                          | 304                         | -                                | 489                                     | 564   | 548                      | 155                               | 155                            |
| College: 1 year or more                                | 987                               | 227                  | -                             | 96                         | 131                         | 88                               | 298                                     | 374   | 139                      | -                                 | -                              |
| Female, total  | 19 553                            | 4 970                | 2 521                         | 531                        | 1 917                       | 1 492                            | 7 424                                   | 5 667                                       | 3 849                    | 1 628                             | 1 366                          |
| Elementary: 7 years or less                            | 6 749                             | 1 974                | 1 105                         | -                          | 869                         | 453                              | 2 289                                   | 2 032                                       | 1 513                    | 590                               | 590                            |
| 8 years  | 2 144                             | 583                  | 254                           | 67                         | 261                         | 191                              | 949                                     | 421   | 334                      | 136                               | 69                             |
| High school: 1 to 3 years                              | 4 306                             | 1 031                | 254                           | 262                        | 515                         | 185                              | 1 780                                   | 1 311                                       | 767                      | 254                               | 127                            |
| 4 years  | 4 646                             | 1 050                | 711                           | 202                        | 137                         | 382                              | 1 688                                   | 1 526                                       | 966                      | 580                               | 513                            |
| College: 1 year or more                                | 1 708                             | 332                  | 198                           | -                          | 134                         | 282                              | 717                                     | 378   | 268                      | 67                                | 67                             |

<sup>1</sup> Excludes "May want job--it depends" and "Would want job."

<sup>2</sup> Excludes "May look for work."

<sup>3</sup> Persons 16 to 64 years, not in school.

**Table 15. Persons Not in the Labor Force Who Want, Might Want, or Would Want a Regular Job Now, and Reason Not Seeking Work: All Races**

| Age and Sex<br>Family Status<br>Educational Attainment | Total not in labor force who indicate desire for work | Reasons not looking for work |                                     |                        |                         |                                      |   |                   |                        |   |
|--|---|------------------------------|-------------------------------------|------------------------|-------------------------|--------------------------------------|---|-------------------|------------------------|---|
|  |   | Main reason                  |                                     |                        |                         |                                      |   |                   | Secondary reason       |   |
|  |   | Family responsibilities      | Poor health, illness, or disability | Inability to find work | Transportation problems | Employers think too young or too old | Lack of skill, experience, or education | All other reasons | Inability to find work | Lack of skill, experience, or education |
| <b>AGE AND SEX</b>                                     |   |                              |                                     |                        |                         |                                      |   |                   |                        |   |
| Total, 16 to 64 years .....                            | 73 852  | 18 886                       | 29 255                              | 2 407                  | 580                     | 485                                  | 2 956                                   | 19 284            | 7 482                  | 11 637                                  |
| Male, total .....                                      | 19 820  | 177                          | 10 772                              | 788                    | 64                      | 204                                  | 725                                     | 7 090             | 2 215                  | 2 067                                   |
| 16 to 21 years, total .....                            | 3 722   | -                            | 372                                 | 242                    | -                       | -                                    | -                                       | 3 108             | 610                    | 121                                     |
| 16 to 21 years, not in school .....                    | 614   | -                            | 372                                 | 242                    | -                       | -                                    | -                                       | -                 | 60                     | 121                                     |
| 22 to 34 years, total .....                            | 4 570   | -                            | 1 597                               | 295                    | 64                      | -                                    | 322                                     | 2 292             | 585                    | 747                                     |
| 22 to 34 years, veteran of Vietnam .....               | 547   | -                            | 94                                  | 172                    | -                       | -                                    | -                                       | 281               | -                      | -                                       |
| 25 to 34 years .....                                   | 3 459   | -                            | 1 537                               | 233                    | 64                      | -                                    | 322                                     | 1 304             | 275                    | 687                                     |
| 35 to 44 years .....                                   | 3 193   | 88                           | 2 188                               | 251                    | -                       | -                                    | 320                                     | 346               | 317                    | 404                                     |
| 45 to 54 years .....                                   | 3 763   | 89                           | 3 116                               | -                      | -                       | -                                    | -                                       | 558               | 292                    | 263                                     |
| 55 to 64 years .....                                   | 4 572   | -                            | 3 498                               | -                      | -                       | 204                                  | 84                                      | 786               | 412                    | 532                                     |
| 40 to 64 years .....                                   | 9 944   | 89                           | 7 740                               | 90                     | -                       | 204                                  | 313                                     | 1 508             | 929                    | 1 022                                   |
| Female, total .....                                    | 54 032  | 18 709                       | 18 483                              | 1 618                  | 517                     | 281                                  | 2 231                                   | 12 193            | 5 266                  | 9 570                                   |
| 16 to 21 years, total .....                            | 8 202   | 2 434                        | 559                                 | 371                    | 61                      | -                                    | 245                                     | 4 533             | 1 276                  | 1 424                                   |
| 16 to 21 years, not in school .....                    | 4 534   | 2 434                        | 559                                 | 371                    | 61                      | -                                    | 245                                     | 865               | 363                    | 1 424                                   |
| 22 to 34 years, total .....                            | 16 567  | 8 915                        | 3 190                               | 576                    | 257                     | -                                    | 466                                     | 3 163             | 1 607                  | 3 123                                   |
| 22 to 34 years .....                                   | 12 412  | 6 603                        | 2 758                               | 334                    | 197                     | -                                    | 402                                     | 2 118             | 1 120                  | 2 512                                   |
| 25 to 34 years .....                                   | 10 784  | 4 064                        | 3 807                               | 338                    | 133                     | -                                    | 986                                     | 1 455             | 1 105                  | 1 941                                   |
| 35 to 44 years .....                                   | 10 319  | 2 291                        | 5 903                               | 200                    | 66                      | 71                                   | 401                                     | 1 388             | 670                    | 1 688                                   |
| 45 to 54 years .....                                   | 8 160   | 1 005                        | 5 024                               | 134                    | -                       | 210                                  | 134                                     | 1 654             | 608                    | 1 394                                   |
| 40 to 64 years .....                                   | 23 104  | 4 804                        | 12 604                              | 536                    | 66                      | 281                                  | 1 114                                   | 3 700             | 1 781                  | 3 890                                   |
| <b>FAMILY STATUS<sup>1</sup></b>                       |   |                              |                                     |                        |                         |                                      |   |                   |                        |   |
| Male, total .....                                      | 14 605  | 177                          | 10 703                              | 698                    | 64                      | 204                                  | 558                                     | 2 202             | 1 393                  | 2 067                                   |
| Family head .....                                      | 5 690   | 89                           | 4 204                               | 226                    | 64                      | 69                                   | 131                                     | 908               | 603                    | 781                                     |
| Family member .....                                    | 2 255   | -                            | 1 681                               | 242                    | -                       | -                                    | 90                                      | 241               | 190                    | 380                                     |
| Unrelated individual .....                             | 6 661   | 88                           | 4 818                               | 230                    | -                       | 135                                  | 337                                     | 1 052             | 600                    | 907                                     |
| Female, total .....                                    | 48 574  | 18 709                       | 18 417                              | 1 485                  | 453                     | 281                                  | 1 962                                   | 7 268             | 4 092                  | 9 366                                   |
| Family head .....                                      | 10 863  | 4 322                        | 4 532                               | 124                    | 194                     | 71                                   | 450                                     | 1 171             | 782                    | 2 479                                   |
| No children under 18 years .....                       | 1 282   | 199                          | 812                                 | -                      | -                       | 71                                   | -                                       | 200               | 137                    | 63                                      |
| Children 8 to 17 years only .....                      | 3 600   | 932                          | 1 885                               | 63                     | 67                      | -                                    | 203                                     | 451               | 136                    | 862                                     |
| Children under 6 years .....                           | 5 981   | 3 191                        | 1 836                               | 61                     | 127                     | -                                    | 247                                     | 520               | 508                    | 1 553                                   |
| Wife of head .....                                     | 25 303  | 12 448                       | 6 422                               | 727                    | 193                     | 74                                   | 1 055                                   | 4 384             | 2 423                  | 4 482                                   |
| No children under 18 years .....                       | 6 953   | 1 459                        | 3 016                               | 200                    | 66                      | 74                                   | 273                                     | 1 866             | 740                    | 941                                     |
| Children 8 to 17 years only .....                      | 6 769   | 2 545                        | 2 317                               | 334                    | 67                      | -                                    | 457                                     | 1 050             | 662                    | 923                                     |
| Children under 6 years .....                           | 11 582  | 8 444                        | 1 090                               | 194                    | 61                      | -                                    | 324                                     | 1 469             | 1 020                  | 2 618                                   |
| Other family member .....                              | 5 546   | 1 737                        | 1 988                               | 434                    | 67                      | 71                                   | 321                                     | 929               | 558                    | 1 006                                   |
| Unrelated individual .....                             | 6 861   | 200                          | 5 475                               | 200                    | -                       | 66                                   | 136                                     | 785               | 330                    | 1 399                                   |
| <b>EDUCATIONAL ATTAINMENT<sup>1</sup></b>              |   |                              |                                     |                        |                         |                                      |   |                   |                        |   |
| Male, total .....                                      | 14 605  | 177                          | 10 703                              | 698                    | 64                      | 204                                  | 558                                     | 2 202             | 1 393                  | 2 067                                   |
| Elementary: 7 years or less .....                      | 4 625   | 89                           | 3 767                               | -                      | -                       | 63                                   | 94                                      | 612               | 320                    | 550                                     |
| 8 years .....  | 1 175   | -                            | 1 042                               | 61                     | -                       | 72                                   | -                                       | -                 | 69                     | 61                                      |
| High school: 1 to 3 years .....                        | 3 419   | -                            | 2 076                               | 387                    | -                       | -                                    | 305                                     | 651               | 503                    | 612                                     |
| 4 years .....  | 3 909   | 88                           | 2 754                               | 250                    | 64                      | 69                                   | 159                                     | 526               | 344                    | 591                                     |
| College: 1 year or more .....                          | 1 477   | -                            | 1 064                               | -                      | -                       | -                                    | -                                       | 413               | 157                    | 254                                     |
| Female, total .....                                    | 48 574  | 18 709                       | 18 417                              | 1 485                  | 453                     | 281                                  | 1 962                                   | 7 268             | 4 092                  | 9 366                                   |
| Elementary: 7 years or less .....                      | 9 847   | 2 891                        | 4 499                               | 198                    | -                       | 137                                  | 398                                     | 1 724             | 466                    | 1 806                                   |
| 8 years .....  | 4 285   | 1 218                        | 1 894                               | 67                     | 67                      | 71                                   | 442                                     | 527               | 254                    | 1 114                                   |
| High school: 1 to 3 years .....                        | 14 441  | 5 751                        | 5 777                               | 250                    | 188                     | -                                    | 465                                     | 2 011             | 1 490                  | 3 842                                   |
| 4 years .....  | 15 191  | 6 826                        | 4 907                               | 586                    | 132                     | 74                                   | 525                                     | 2 141             | 1 553                  | 2 013                                   |
| College: 1 year or more .....                          | 4 810   | 2 023                        | 1 340                               | 384                    | 67                      | -                                    | 132                                     | 865               | 329                    | 591                                     |

<sup>1</sup>Persons 16 to 64 years, not in school.



Table 15a. Persons Not in the Labor Force Who Want, Might Want, or Would Want a Regular Job Now, and Reason Not Seeking Work: Negro

| Age and Sex<br>Family Status<br>Educational Attainment | Total not in labor force who indicate desire for work | Reasons not looking for work |                                     |                        |                         |                                      |   |                   |                        |   |
|--|---|------------------------------|-------------------------------------|------------------------|-------------------------|--------------------------------------|---|-------------------|------------------------|---|
|  |   | Main reason                  |                                     |                        |                         |                                      |   |                   | Secondary reason       |   |
|  |   | Family responsibilities      | Poor health, illness, or disability | Inability to find work | Transportation problems | Employers think too young or too old | Lack of skill, experience, or education | All other reasons | Inability to find work | Lack of skill, experience, or education |
| <b>AGE AND SEX</b>                                     |   |                              |                                     |                        |                         |                                      |   |                   |                        |   |
| Total, 16 to 64 years .....                            | 46 091  | 10 487                       | 19 888                              | 1 944                  | 517                     | 197                                  | 1 524                                   | 11 533            | 4 982                  | 8 564                                   |
| Male, total .....                                      | 11 413  | -                            | 6 002                               | 728                    | 64                      | 131                                  | 331                                     | 4 156             | 1 201                  | 1 265                                   |
| 16 to 21 years, total .....                            | 2 643   | -                            | 247                                 | 182                    | -                       | -                                    | -                                       | 2 214             | 489                    | 121                                     |
| 16 to 21 years, not in school .....                    | 429   | -                            | 247                                 | 182                    | -                       | -                                    | -                                       | -                 | -                      | 121                                     |
| 22 to 34 years, total .....                            | 2 399   | -                            | 926                                 | 295                    | 64                      | -                                    | 154                                     | 960               | 248                    | 442                                     |
| 22 to 34 years, veteran of Vietnam .....               | 395   | -                            | 94                                  | 172                    | -                       | -                                    | -                                       | 129               | -                      | -                                       |
| 25 to 34 years .....                                   | 1 968   | -                            | 926                                 | 233                    | 64                      | -                                    | 154                                     | 592               | 127                    | 442                                     |
| 35 to 44 years .....                                   | 2 173   | -                            | 1 371                               | 251                    | -                       | -                                    | 94                                      | 258               | 94                     | 321                                     |
| 45 to 54 years .....                                   | 2 160   | -                            | 1 817                               | -                      | -                       | -                                    | -                                       | 342               | 218                    | 77                                      |
| 55 to 64 years .....                                   | 2 039   | -                            | 1 441                               | -                      | -                       | 131                                  | 84                                      | 383               | 152                    | 305                                     |
| 40 to 64 years .....                                   | 5 342   | -                            | 4 054                               | 90                     | -                       | 131                                  | 177                                     | 889               | 464                    | 609                                     |
| Female, total .....                                    | 34 678  | 10 487                       | 13 886                              | 1 216                  | 453                     | 66                                   | 1 193                                   | 7 377             | 3 781                  | 7 299                                   |
| 16 to 21 years, total .....                            | 5 635   | 1 776                        | 368                                 | 310                    | 61                      | -                                    | 121                                     | 2 998             | 1 155                  | 1 179                                   |
| 16 to 21 years, not in school .....                    | 3 005   | 1 776                        | 368                                 | 310                    | 61                      | -                                    | 121                                     | 369               | 303                    | 1 179                                   |
| 22 to 34 years .....                                   | 9 511   | 4 496                        | 2 606                               | 442                    | 194                     | -                                    | 205                                     | 1 569             | 1 168                  | 1 975                                   |
| 25 to 34 years .....                                   | 7 194   | 3 275                        | 2 301                               | 200                    | 133                     | -                                    | 205                                     | 1 080             | 802                    | 1 607                                   |
| 35 to 44 years .....                                   | 6 944   | 2 018                        | 3 170                               | 271                    | 133                     | -                                    | 609                                     | 742               | 733                    | 1 559                                   |
| 45 to 54 years .....                                   | 7 188   | 1 612                        | 4 279                               | 129                    | 66                      | -                                    | 192                                     | 909               | 327                    | 1 549                                   |
| 55 to 64 years .....                                   | 5 401   | 585                          | 3 462                               | 63                     | -                       | 66                                   | 66                                      | 1 158             | 397                    | 1 036                                   |
| 40 to 64 years .....                                   | 15 295  | 2 939                        | 9 095                               | 328                    | 66                      | 66                                   | 462                                     | 2 340             | 986                    | 3 330                                   |
| <b>FAMILY STATUS<sup>1</sup></b>                       |   |                              |                                     |                        |                         |                                      |   |                   |                        |   |
| Male, total .....                                      | 8 437   | -                            | 6 002                               | 638                    | 64                      | 131                                  | 331                                     | 1 271             | 633                    | 1 265                                   |
| Family head .....                                      | 3 364   | -                            | 2 403                               | 226                    | 64                      | 69                                   | 64                                      | 539               | 325                    | 584                                     |
| Family member .....                                    | 1 807   | -                            | 1 294                               | 182                    | -                       | -                                    | 90                                      | 241               | 130                    | 288                                     |
| Unrelated individual .....                             | 3 266   | -                            | 2 305                               | 230                    | -                       | 63                                   | 177                                     | 491               | 177                    | 423                                     |
| Female, total .....                                    | 31 061  | 10 487                       | 13 820                              | 1 149                  | 453                     | 66                                   | 1 060                                   | 4 025             | 2 734                  | 7 232                                   |
| Family head .....                                      | 8 134   | 3 216                        | 3 545                               | 124                    | 194                     | -                                    | 399                                     | 655               | 530                    | 2 281                                   |
| No children under 18 years .....                       | 667   | 135                          | 465                                 | -                      | -                       | -                                    | -                                       | 66                | 66                     | 63                                      |
| Children 6 to 17 years only .....                      | 2 830   | 667                          | 1 570                               | 63                     | 67                      | -                                    | 203                                     | 260               | 136                    | 731                                     |
| Children under 6 years .....                           | 4 637   | 2 413                        | 1 511                               | 61                     | 127                     | -                                    | 196                                     | 329               | 327                    | 1 486                                   |
| Wife of head .....                                     | 14 431  | 6 329                        | 4 553                               | 593                    | 193                     | -                                    | 465                                     | 2 298             | 1 518                  | 3 065                                   |
| No children under 18 years .....                       | 4 131   | 855                          | 2 004                               | 66                     | 66                      | -                                    | 139                                     | 1 001             | 600                    | 666                                     |
| Children 6 to 17 years only .....                      | 4 399   | 1 563                        | 1 649                               | 334                    | 67                      | -                                    | 196                                     | 590               | 468                    | 853                                     |
| Children under 6 years .....                           | 5 901   | 3 911                        | 900                                 | 194                    | 61                      | -                                    | 130                                     | 707               | 450                    | 1 546                                   |
| Other family member .....                              | 3 598   | 876                          | 1 663                               | 303                    | 67                      | -                                    | 130                                     | 560               | 430                    | 693                                     |
| Unrelated individual .....                             | 4 898   | 66                           | 4 058                               | 129                    | -                       | 66                                   | 66                                      | 513               | 257                    | 1 192                                   |
| <b>EDUCATIONAL ATTAINMENT<sup>1</sup></b>              |   |                              |                                     |                        |                         |                                      |   |                   |                        |   |
| Male, total .....                                      | 8 437   | -                            | 6 002                               | 638                    | 64                      | 131                                  | 331                                     | 1 271             | 633                    | 1 265                                   |
| Elementary: 7 years or less .....                      | 2 529   | -                            | 1 829                               | -                      | -                       | 63                                   | 94                                      | 543               | 94                     | 233                                     |
| 8 years .....  | 742   | -                            | 682                                 | 61                     | -                       | -                                    | -                                       | -                 | 69                     | 61                                      |
| High school: 1 to 3 years .....                        | 1 896   | -                            | 951                                 | 387                    | -                       | -                                    | 147                                     | 411               | 268                    | 367                                     |
| 4 years .....  | 2 480   | -                            | 1 844                               | 190                    | 64                      | 69                                   | 90                                      | 224               | 201                    | 350                                     |
| College: 1 year or more .....                          | 790   | -                            | 696                                 | -                      | -                       | -                                    | -                                       | 94                | -                      | 254                                     |
| Female, total .....                                    | 31 061  | 10 487                       | 13 820                              | 1 149                  | 453                     | 66                                   | 1 060                                   | 4 025             | 2 734                  | 7 232                                   |
| Elementary: 7 years or less .....                      | 4 299   | 521                          | 2 950                               | 67                     | -                       | 66                                   | 66                                      | 629               | 67                     | 1 296                                   |
| 8 years .....  | 2 424   | 330                          | 1 379                               | -                      | 67                      | -                                    | 260                                     | 369               | 136                    | 592                                     |
| High school: 1 to 3 years .....                        | 10 621  | 3 999                        | 4 727                               | 250                    | 188                     | -                                    | 341                                     | 1 117             | 1 098                  | 3 195                                   |
| 4 years .....  | 10 890  | 4 515                        | 4 169                               | 516                    | 132                     | -                                    | 260                                     | 1 297             | 1 231                  | 1 782                                   |
| College: 1 year or more .....                          | 2 827   | 1 122                        | 595                                 | 317                    | 67                      | -                                    | 132                                     | 594               | 202                    | 397                                     |

<sup>1</sup> Persons 16 to 64 years, not in school.

Table 15b. Persons Not in the Labor Force Who Want, Might Want, or Would Want a Regular Job Now, and Reason Not Seeking Work: White

| Age and Sex<br>Family Status<br>Educational Attainment | Total not in labor force who indicate desire for work | Reasons not looking for work |                                     |                        |                         |                                      |   |                   |                        |   |
|--|---|------------------------------|-------------------------------------|------------------------|-------------------------|--------------------------------------|---|-------------------|------------------------|---|
|  |   | Main reason                  |                                     |                        |                         |                                      |   |                   | Secondary reason       |   |
|  |   | Family responsibilities      | Poor health, illness, or disability | Inability to find work | Transportation problems | Employers think too young or too old | Lack of skill, experience, or education | All other reasons | Inability to find work | Lack of skill, experience, or education |
| <b>AGE AND SEX</b>                                     |   |                              |                                     |                        |                         |                                      |   |                   |                        |   |
| Total, 16 to 64 years .....                            | 23 778  | 7 142                        | 8 283                               | 336                    | 64                      | 288                                  | 1 365                                   | 6 301             | 2 086                  | 2 792                                   |
| Male, total .....                                      | 7 129   | 177                          | 4 098                               | -                      | -                       | 72                                   | 394                                     | 2 387             | 852                    | 648                                     |
| 16 to 21 years, total .....                            | 897   | -                            | 124                                 | -                      | -                       | -                                    | -                                       | 773               | 121                    | -                                       |
| 16 to 21 years, not in school .....                    | 124   | -                            | 124                                 | -                      | -                       | -                                    | -                                       | -                 | 60                     | -                                       |
| 22 to 34 years, total .....                            | 1 734   | -                            | 588                                 | -                      | -                       | -                                    | 168                                     | 979               | 337                    | 222                                     |
| 22 to 34 years, veteran of Vietnam .....               | 151   | -                            | -                                   | -                      | -                       | -                                    | -                                       | 151               | -                      | -                                       |
| 26 to 34 years .....                                   | 1 167   | -                            | 527                                 | -                      | -                       | -                                    | 168                                     | 472               | 147                    | 161                                     |
| 36 to 44 years .....                                   | 1 020   | 88                           | 618                                 | -                      | -                       | -                                    | 226                                     | 88                | 223                    | 84                                      |
| 45 to 54 years .....                                   | 1 459   | 89                           | 1 227                               | -                      | -                       | -                                    | -                                       | 143               | 74                     | 186                                     |
| 55 to 64 years .....                                   | 2 018   | -                            | 1 542                               | -                      | -                       | 72                                   | -                                       | 404               | 96                     | 157                                     |
| 40 to 64 years .....                                   | 3 941   | 89                           | 3 098                               | -                      | -                       | 72                                   | 135                                     | 547               | 302                    | 343                                     |
| Female, total .....                                    | 16 649  | 6 965                        | 4 185                               | 336                    | 64                      | 215                                  | 971                                     | 3 913             | 1 234                  | 2 144                                   |
| 16 to 21 years, total .....                            | 2 214   | 547                          | 190                                 | 60                     | -                       | -                                    | 124                                     | 1 293             | 60                     | 245                                     |
| 16 to 21 years, not in school .....                    | 1 418   | 547                          | 190                                 | 60                     | -                       | -                                    | 124                                     | 496               | 60                     | 245                                     |
| 22 to 34 years .....                                   | 5 833   | 3 655                        | 584                                 | 134                    | 64                      | -                                    | 194                                     | 1 202             | 375                    | 1 020                                   |
| 26 to 34 years .....                                   | 4 119   | 2 625                        | 457                                 | 134                    | 64                      | -                                    | 131                                     | 709               | 254                    | 779                                     |
| 35 to 44 years .....                                   | 3 132   | 1 665                        | 507                                 | -                      | -                       | -                                    | 377                                     | 583               | 245                    | 382                                     |
| 45 to 54 years .....                                   | 2 849   | 679                          | 1 480                               | 71                     | -                       | 71                                   | 209                                     | 340               | 342                    | 138                                     |
| 55 to 64 years .....                                   | 2 621   | 420                          | 1 423                               | 70                     | -                       | 144                                  | 67                                      | 496               | 211                    | 358                                     |
| 40 to 64 years .....                                   | 7 067   | 1 673                        | 3 163                               | 141                    | -                       | 215                                  | 653                                     | 1 221             | 731                    | 560                                     |
| <b>FAMILY STATUS<sup>1</sup></b>                       |   |                              |                                     |                        |                         |                                      |   |                   |                        |   |
| Male, total .....                                      | 5 436   | 177                          | 4 030                               | -                      | -                       | 72                                   | 226                                     | 931               | 598                    | 648                                     |
| Family head .....                                      | 2 186   | 89                           | 1 661                               | -                      | -                       | -                                    | 67                                      | 369               | 208                    | 157                                     |
| Family member .....                                    | 387   | -                            | 387                                 | -                      | -                       | -                                    | -                                       | -                 | 60                     | 91                                      |
| Unrelated individual .....                             | 2 863   | 88                           | 1 981                               | -                      | -                       | 72                                   | 159                                     | 562               | 330                    | 400                                     |
| Female, total .....                                    | 15 255  | 6 965                        | 4 185                               | 336                    | -                       | 215                                  | 902                                     | 2 652             | 1 167                  | 2 006                                   |
| Family head .....                                      | 2 472   | 1 043                        | 923                                 | -                      | -                       | 71                                   | 51                                      | 385               | 189                    | 198                                     |
| No children under 18 years .....                       | 548   | 64                           | 347                                 | -                      | -                       | 71                                   | -                                       | 67                | 71                     | -                                       |
| Children 6 to 17 years only .....                      | 706   | 264                          | 251                                 | -                      | -                       | -                                    | -                                       | 191               | -                      | 131                                     |
| Children under 6 years .....                           | 1 217   | 714                          | 325                                 | -                      | -                       | -                                    | 51                                      | 127               | 118                    | 67                                      |
| Wife of head .....                                     | 9 125   | 5 117                        | 1 521                               | 134                    | -                       | 74                                   | 590                                     | 1 690             | 777                    | 1 290                                   |
| No children under 18 years .....                       | 2 336   | 538                          | 729                                 | 134                    | -                       | 74                                   | 134                                     | 728               | 140                    | 275                                     |
| Children 6 to 17 years only .....                      | 2 173   | 918                          | 602                                 | -                      | -                       | -                                    | 261                                     | 392               | 131                    | 70                                      |
| Children under 6 years .....                           | 4 616   | 3 662                        | 190                                 | -                      | -                       | -                                    | 195                                     | 570               | 506                    | 945                                     |
| Other family member .....                              | 1 694   | 672                          | 324                                 | 131                    | -                       | 71                                   | 191                                     | 306               | 128                    | 313                                     |
| Unrelated individual .....                             | 1 963   | 134                          | 1 417                               | 70                     | -                       | -                                    | 70                                      | 272               | 73                     | 206                                     |
| <b>EDUCATIONAL ATTAINMENT<sup>1</sup></b>              |   |                              |                                     |                        |                         |                                      |   |                   |                        |   |
| Male, total .....                                      | 5 436   | 177                          | 4 030                               | -                      | -                       | 72                                   | 226                                     | 931               | 598                    | 648                                     |
| Elementary: 7 years or less .....                      | 1 863   | 89                           | 1 705                               | -                      | -                       | -                                    | -                                       | 69                | 64                     | 246                                     |
| 8 years .....  | 432   | -                            | 360                                 | -                      | -                       | -                                    | -                                       | -                 | -                      | -                                       |
| High school: 1 to 3 years .....                        | 1 358   | -                            | 960                                 | -                      | -                       | 72                                   | -                                       | 158               | 241                    | 245                                     |
| 4 years .....  | 1 096   | 88                           | 637                                 | -                      | -                       | -                                    | -                                       | 68                | 302                    | 142                                     |
| College: 1 year or more .....                          | 687   | -                            | 368                                 | -                      | -                       | -                                    | -                                       | 319               | 157                    | -                                       |
| Female, total .....                                    | 15 255  | 6 965                        | 4 185                               | 336                    | -                       | 215                                  | 902                                     | 2 652             | 1 167                  | 2 006                                   |
| Elementary: 7 years or less .....                      | 5 357   | 2 306                        | 1 485                               | 131                    | -                       | 71                                   | 331                                     | 1 032             | 399                    | 510                                     |
| 8 years .....  | 1 794   | 888                          | 515                                 | 67                     | -                       | 71                                   | 182                                     | 71                | 118                    | 522                                     |
| High school: 1 to 3 years .....                        | 3 317   | 1 516                        | 977                                 | -                      | -                       | -                                    | 124                                     | 701               | 328                    | 583                                     |
| 4 years .....  | 3 456   | 1 735                        | 534                                 | 70                     | -                       | 74                                   | 265                                     | 779               | 259                    | 261                                     |
| College: 1 year or more .....                          | 1 330   | 519                          | 674                                 | 67                     | -                       | -                                    | -                                       | 70                | 64                     | 131                                     |

<sup>1</sup> Persons 16 to 64 years, not in school.

Table 16. When Persons Not in the Labor Force Last Worked at a Regular Job: All Races

| Age and Sex<br>Family Status<br>Educational Attainment<br>Major Occupation Group of Last<br>Regular Job | Total<br>not in<br>labor<br>force | When last worked               |                                       |                                       |  |                              |        | Want job and intend to look    |                                       |                                       |  |                              |  |
|---|-----------------------------------|--------------------------------|---------------------------------------|---------------------------------------|--|------------------------------|--------|--------------------------------|---------------------------------------|---------------------------------------|--|------------------------------|--|
|   |                                   | Worked<br>in last<br>12 months | Worked<br>from 1 to<br>3 years<br>ago | Worked<br>from 3 to<br>5 years<br>ago | Worked<br>5 or more<br>years<br>ago <sup>1</sup> | Never<br>worked <sup>1</sup> | Total  | Worked<br>in last<br>12 months | Worked<br>from 1 to<br>3 years<br>ago | Worked<br>from 3 to<br>5 years<br>ago | Worked<br>5 or more<br>years<br>ago <sup>1</sup> | Never<br>worked <sup>1</sup> |  |
|   |                                   |                                |                                       |                                       |  |                              |        |                                |                                       |                                       |  |                              |  |
| <b>AGE AND SEX</b>  |                                   |                                |                                       |                                       |  |                              |        |                                |                                       |                                       |  |                              |  |
| Total, 16 to 64 years   | 103 115                           | 23 828                         | 20 557                                | 5 493                                 | 29 502   | 23 734                       | 17 351 | 7 464                          | 4 413                                 | 714                                   | 2 176  | 2 585                        |  |
| Male, total   | 32 204                            | 9 824                          | 6 160                                 | 1 779                                 | 7 307  | 7 135                        | 4 815  | 2 604                          | 1 153                                 | 66                                    | 514  | 478                          |  |
| 16 to 21 years, total   | 9 590                             | 3 154                          | 952                                   | -                                     | 50   | 5 434                        | 1 578  | 847                            | 303                                   | -                                     | -  | 428                          |  |
| 16 to 21 years, not in school   | 859                               | 185                            | 121                                   | -                                     | -  | 553                          | 121    | -                              | 60                                    | -                                     | -  | 61                           |  |
| 22 to 34 years, total   | 7 157                             | 2 745                          | 1 683                                 | 247                                   | 959  | 1 522                        | 1 463  | 824                            | 368                                   | -                                     | 221  | 49                           |  |
| 22 to 34 years, veteran of Vietnam  | 921                               | 709                            | 124                                   | -                                     | -  | 88                           | 161    | 161                            | -                                     | -                                     | -  | -                            |  |
| 25 to 34 years  | 4 916                             | 1 998                          | 1 121                                 | 184                                   | 830  | 783                          | 1 098  | 635                            | 305                                   | -                                     | 158  | -                            |  |
| 35 to 44 years  | 3 700                             | 1 466                          | 913                                   | 248                                   | 894  | 179                          | 827    | 482                            | 188                                   | -                                     | 157  | -                            |  |
| 45 to 54 years  | 4 103                             | 1 037                          | 1 179                                 | 602                                   | 1 285  | -                            | 411    | 134                            | 145                                   | 66                                    | 66   | -                            |  |
| 55 to 64 years  | 7 654                             | 1 421                          | 1 433                                 | 681                                   | 4 119  | -                            | 536    | 318                            | 150                                   | -                                     | 69   | -                            |  |
| 40 to 64 years  | 13 525                            | 3 041                          | 2 906                                 | 1 440                                 | 6 043  | 95                           | 1 332  | 679                            | 388                                   | 66                                    | 199  | -                            |  |
| Female, total   | 70 911                            | 14 005                         | 14 397                                | 3 715                                 | 22 195   | 16 600                       | 12 536 | 4 860                          | 3 260                                 | 647                                   | 1 662  | 2 107                        |  |
| 16 to 21 years, total   | 13 941                            | 3 911                          | 2 606                                 | 184                                   | 121  | 7 119                        | 4 054  | 1 604                          | 728                                   | 61                                    | 61   | 1 601                        |  |
| 16 to 21 years, not in school   | 5 335                             | 1 662                          | 1 585                                 | 63                                    | 121  | 1 904                        | 1 849  | 918                            | 437                                   | -                                     | 61   | 434                          |  |
| 22 to 34 years, total   | 19 169                            | 4 970                          | 4 708                                 | 1 228                                 | 3 693  | 4 571                        | 4 339  | 1 815                          | 1 292                                 | 260                                   | 466  | 506                          |  |
| 22 to 34 years  | 13 973                            | 3 497                          | 3 375                                 | 918                                   | 3 511  | 2 672                        | 3 363  | 1 487                          | 929                                   | 260                                   | 406  | 321                          |  |
| 35 to 44 years  | 12 413                            | 2 307                          | 2 512                                 | 933                                   | 4 856  | 1 806                        | 2 428  | 777                            | 777                                   | 261                                   | 614  | -                            |  |
| 45 to 54 years  | 11 989                            | 1 731                          | 1 706                                 | 710                                   | 6 096  | 1 746                        | 1 046  | 388                            | 200                                   | 66                                    | 392  | -                            |  |
| 55 to 64 years  | 13 399                            | 1 087                          | 2 865                                 | 660                                   | 7 429  | 1 358                        | 668    | 276                            | 263                                   | -                                     | 129  | -                            |  |
| 40 to 64 years  | 30 924                            | 3 754                          | 5 611                                 | 1 707                                 | 15 720   | 4 132                        | 2 689  | 1 061                          | 772                                   | 66                                    | 791  | -                            |  |
| <b>FAMILY STATUS<sup>2</sup></b>  |                                   |                                |                                       |                                       |  |                              |        |                                |                                       |                                       |  |                              |  |
| Male, total   | 19 358                            | 5 217                          | 4 337                                 | 1 595                                 | 6 888  | 1 322                        | 2 710  | 1 373                          | 847                                   | 66                                    | 362  | 61                           |  |
| Family head   | 7 003                             | 2 147                          | 2 231                                 | 712                                   | 1 912  | -                            | 1 220  | 690                            | 265                                   | 66                                    | 199  | -                            |  |
| Family member   | 3 175                             | 605                            | 779                                   | -                                     | 604  | 1 187                        | 211    | -                              | 151                                   | -                                     | -  | 61                           |  |
| Unrelated individual  | 9 181                             | 2 465                          | 1 326                                 | 883                                   | 4 373  | 135                          | 1 278  | 683                            | 432                                   | -                                     | 164  | -                            |  |
| Female, total   | 59 432                            | 10 975                         | 12 575                                | 3 266                                 | 21 985   | 10 630                       | 9 681  | 3 986                          | 2 702                                 | 523                                   | 1 593  | 876                          |  |
| Family head   | 12 434                            | 2 746                          | 3 052                                 | 790                                   | 4 361  | 1 486                        | 2 593  | 767                            | 1 033                                 | 264                                   | 342  | 187                          |  |
| No children under 18 years  | 1 678                             | 675                            | 273                                   | -                                     | 473  | 258                          | 268    | 201                            | 66                                    | -                                     | -  | -                            |  |
| Children 6 to 17 years only   | 4 198                             | 777                            | 650                                   | 269                                   | 2 182  | 321                          | 853    | 117                            | 396                                   | 67                                    | 273  | -                            |  |
| Children under 6 years  | 6 557                             | 1 294                          | 2 130                                 | 521                                   | 1 707  | 907                          | 1 473  | 449                            | 570                                   | 197                                   | 69   | 187                          |  |
| Wife of head  | 31 821                            | 5 239                          | 6 413                                 | 1 564                                 | 11 795   | 6 810                        | 4 922  | 1 872                          | 1 103                                 | 194                                   | 1 185  | 568                          |  |
| No children under 18 years  | 10 694                            | 1 326                          | 2 394                                 | 540                                   | 4 296  | 2 138                        | 858    | 460                            | 66                                    | -                                     | 269  | 64                           |  |
| Children 6 to 17 years only   | 7 554                             | 1 380                          | 1 122                                 | 127                                   | 3 489  | 1 437                        | 1 260  | 394                            | 336                                   | -                                     | 466  | 64                           |  |
| Children under 6 years  | 13 573                            | 2 533                          | 2 897                                 | 897                                   | 4 011  | 3 234                        | 2 804  | 1 018                          | 701                                   | 194                                   | 450  | 441                          |  |
| Other family member   | 6 635                             | 1 725                          | 1 233                                 | 257                                   | 1 492  | 1 929                        | 1 378  | 884                            | 373                                   | -                                     | -  | 121                          |  |
| Unrelated individual  | 8 542                             | 1 265                          | 1 878                                 | 656                                   | 4 337  | 405                          | 787    | 463                            | 193                                   | 66                                    | 66   | -                            |  |
| <b>EDUCATIONAL ATTAINMENT<sup>2</sup></b>   |                                   |                                |                                       |                                       |  |                              |        |                                |                                       |                                       |  |                              |  |
| Male, total   | 19 358                            | 5 217                          | 4 337                                 | 1 595                                 | 6 888  | 1 322                        | 2 710  | 1 373                          | 847                                   | 66                                    | 362  | 61                           |  |
| Elementary: 7 years or less   | 6 523                             | 1 293                          | 1 386                                 | 539                                   | 2 801  | 504                          | 529    | 167                            | 298                                   | -                                     | 64   | -                            |  |
| 8 years   | 1 494                             | 399                            | 208                                   | 213                                   | 519  | 155                          | 67     | 67                             | -                                     | -                                     | -  | -                            |  |
| High school: 1 to 3 years   | 4 529                             | 1 355                          | 1 349                                 | 158                                   | 1 189  | 478                          | 941    | 410                            | 335                                   | -                                     | 136  | 61                           |  |
| 4 years   | 4 801                             | 1 540                          | 1 184                                 | 360                                   | 1 532  | 185                          | 825    | 476                            | 214                                   | 66                                    | 69   | -                            |  |
| College: 1 year or more   | 2 011                             | 630                            | 209                                   | 324                                   | 848  | -                            | 348    | 254                            | -                                     | -                                     | 94   | -                            |  |
| Female, total   | 59 432                            | 10 975                         | 12 575                                | 3 266                                 | 21 985   | 10 630                       | 9 681  | 3 986                          | 2 702                                 | 523                                   | 1 593  | 876                          |  |
| Elementary: 7 years or less   | 12 623                            | 1 843                          | 1 806                                 | 778                                   | 5 335  | 2 861                        | 1 496  | 785                            | 133                                   | 127                                   | 264  | 188                          |  |
| 8 years   | 5 037                             | 596                            | 1 434                                 | 197                                   | 1 974  | 836                          | 517    | 69                             | 251                                   | -                                     | 133  | 64                           |  |
| High school: 1 to 3 years   | 17 004                            | 2 386                          | 3 861                                 | 598                                   | 6 084  | 4 076                        | 2 407  | 553                            | 952                                   | 64                                    | 398  | 440                          |  |
| 4 years   | 18 134                            | 4 512                          | 3 850                                 | 1 173                                 | 6 798  | 1 801                        | 4 146  | 2 186                          | 975                                   | 200                                   | 664  | 121                          |  |
| College: 1 year or more   | 6 634                             | 1 638                          | 1 625                                 | 521                                   | 1 795  | 1 056                        | 1 114  | 393                            | 392                                   | 133                                   | 133  | 64                           |  |
| <b>MAJOR OCCUPATION GROUP<sup>2</sup></b>   |                                   |                                |                                       |                                       |  |                              |        |                                |                                       |                                       |  |                              |  |
| Total, previously employed  | 37 965                            | 16 193                         | 16 912                                | 4 861                                 | -  | -                            | 9 498  | 5 359                          | 3 549                                 | 590                                   | -  | -                            |  |
| Professional and technical  | 1 236                             | 418                            | 618                                   | 200                                   | -  | -                            | 350    | 154                            | 196                                   | -                                     | -  | -                            |  |
| Managerial and administrative   | 965                               | 537                            | 427                                   | -                                     | -  | -                            | 228    | 64                             | 164                                   | -                                     | -  | -                            |  |
| Sales   | 879                               | 488                            | 201                                   | 190                                   | -  | -                            | 207    | 207                            | -                                     | -                                     | -  | -                            |  |
| Clerical  | 6 064                             | 3 212                          | 2 522                                 | 330                                   | -  | -                            | 1 724  | 1 149                          | 508                                   | 67                                    | -  | -                            |  |
| Craftsmen and foremen   | 1 842                             | 781                            | 848                                   | 213                                   | -  | -                            | 295    | 295                            | -                                     | -                                     | -  | -                            |  |
| Operatives, except transportation   | 10 629                            | 4 380                          | 5 120                                 | 1 129                                 | -  | -                            | 3 066  | 1 768                          | 1 037                                 | 260                                   | -  | -                            |  |
| Transport equipment operatives  | 1 380                             | 855                            | 353                                   | 171                                   | -  | -                            | 278    | 278                            | -                                     | -                                     | -  | -                            |  |
| Laborers, except farm   | 1 723                             | 754                            | 616                                   | 353                                   | -  | -                            | 557    | 340                            | 150                                   | 66                                    | -  | -                            |  |
| Service workers, except private household   | 9 438                             | 3 835                          | 4 125                                 | 1 477                                 | -  | -                            | 2 411  | 918                            | 1 361                                 | 132                                   | -  | -                            |  |
| Private household workers   | 3 657                             | 780                            | 2 081                                 | 797                                   | -  | -                            | 383    | 186                            | 133                                   | 64                                    | -  | -                            |  |
| Farmers and farm managers   | -                                 | -                              | -                                     | -                                     | -  | -                            | -      | -                              | -                                     | -                                     | -  | -                            |  |
| Farm laborers and foremen   | 152                               | 152                            | -                                     | -                                     | -  | -                            | -      | -                              | -                                     | -                                     | -  | -                            |  |
| Not available   | -                                 | -                              | -                                     | -                                     | -  | -                            | -      | -                              | -                                     | -                                     | -  | -                            |  |

<sup>1</sup>Occupation groups not available for this category.

<sup>2</sup>Persons 16 to 64 years, not in school.

Table 16. When Persons Not in the Labor Force Last Worked at a Regular Job: All Races—Continued

| Age and Sex<br>Family Status<br>Educational Attainment<br>Major Occupation Group of Last<br>Regular Job | Total<br>not in<br>labor<br>force | When last worked               |                                       |                                       |  |                              |                             |                                |                                       |                                       |  |                              |
|---|-----------------------------------|--------------------------------|---------------------------------------|---------------------------------------|--|------------------------------|-----------------------------|--------------------------------|---------------------------------------|---------------------------------------|--|------------------------------|
|   |                                   |                                |                                       |                                       |  |                              | Want job and intend to look |                                |                                       |                                       |  |                              |
|   |                                   | Worked<br>in last<br>12 months | Worked<br>from 1 to<br>3 years<br>ago | Worked<br>from 3 to<br>5 years<br>ago | Worked<br>5 or more<br>years<br>ago <sup>1</sup> | Never<br>worked <sup>1</sup> | Total                       | Worked<br>in last<br>12 months | Worked<br>from 1 to<br>3 years<br>ago | Worked<br>from 3 to<br>5 years<br>ago | Worked<br>5 or more<br>years<br>ago <sup>1</sup> | Never<br>worked <sup>1</sup> |
| <b>MAJOR OCCUPATION GROUP<sup>2</sup>—Continued</b>   |                                   |                                |                                       |                                       |  |                              |                             |                                |                                       |                                       |  |                              |
| Male, previously employed .....   | 11 148                            | 5 217                          | 4 337                                 | 1 595                                 | -  | -                            | 2 287                       | 1 373                          | 847                                   | 66                                    | -  | -                            |
| Professional and technical .....  | 182                               | 94                             | 88                                    | -                                     | -  | -                            | 94                          | 94                             | -                                     | -                                     | -  | -                            |
| Managerial and administrative .....   | 293                               | 199                            | 94                                    | -                                     | -  | -                            | 157                         | 64                             | 94                                    | -                                     | -  | -                            |
| Sales .....   | 74                                | 74                             | -                                     | -                                     | -  | -                            | -                           | -                              | -                                     | -                                     | -  | -                            |
| Clerical .....  | 1 037                             | 388                            | 649                                   | -                                     | -  | -                            | 61                          | -                              | 61                                    | -                                     | -  | -                            |
| Craftsmen and foremen .....   | 1 366                             | 574                            | 578                                   | 213                                   | -  | -                            | 224                         | 224                            | -                                     | -                                     | -  | -                            |
| Operatives, except transportation .....   | 1 986                             | 887                            | 886                                   | 214                                   | -  | -                            | 444                         | 226                            | 218                                   | -                                     | -  | -                            |
| Transport equipment operatives .....  | 1 317                             | 792                            | 353                                   | 171                                   | -  | -                            | 216                         | 216                            | -                                     | -                                     | -  | -                            |
| Laborers, except farm .....   | 1 533                             | 564                            | 616                                   | 353                                   | -  | -                            | 434                         | 217                            | 150                                   | 66                                    | -  | -                            |
| Service workers, except private household .....   | 3 208                             | 1 492                          | 1 072                                 | 643                                   | -  | -                            | 657                         | 333                            | 325                                   | -                                     | -  | -                            |
| Private household workers .....   | -                                 | -                              | -                                     | -                                     | -  | -                            | -                           | -                              | -                                     | -                                     | -  | -                            |
| Farmers and farm managers .....   | -                                 | -                              | -                                     | -                                     | -  | -                            | -                           | -                              | -                                     | -                                     | -  | -                            |
| Farm laborers and foremen .....   | 152                               | 152                            | -                                     | -                                     | -  | -                            | -                           | -                              | -                                     | -                                     | -  | -                            |
| Not available .....   | -                                 | -                              | -                                     | -                                     | -  | -                            | -                           | -                              | -                                     | -                                     | -  | -                            |
| Female, previously employed .....   | 26 817                            | 10 975                         | 12 575                                | 3 266                                 | -  | -                            | 7 211                       | 3 986                          | 2 702                                 | 523                                   | -  | -                            |
| Professional and technical .....  | 1 055                             | 324                            | 530                                   | 200                                   | -  | -                            | 256                         | 61                             | 196                                   | -                                     | -  | -                            |
| Managerial and administrative .....   | 671                               | 338                            | 334                                   | -                                     | -  | -                            | 70                          | -                              | 70                                    | -                                     | -  | -                            |
| Sales .....   | 805                               | 414                            | 201                                   | 190                                   | -  | -                            | 207                         | 207                            | -                                     | -                                     | -  | -                            |
| Clerical .....  | 5 027                             | 2 824                          | 1 873                                 | 330                                   | -  | -                            | 1 663                       | 1 149                          | 447                                   | 67                                    | -  | -                            |
| Craftsmen and foremen .....   | 476                               | 207                            | 269                                   | -                                     | -  | -                            | 71                          | 71                             | -                                     | -                                     | -  | -                            |
| Operatives, except transportation .....   | 8 643                             | 3 493                          | 4 235                                 | 915                                   | -  | -                            | 2 622                       | 1 542                          | 819                                   | 260                                   | -  | -                            |
| Transport equipment operatives .....  | 63                                | 63                             | -                                     | -                                     | -  | -                            | 63                          | 63                             | -                                     | -                                     | -  | -                            |
| Laborers, except farm .....   | 190                               | 190                            | -                                     | -                                     | -  | -                            | 123                         | 123                            | -                                     | -                                     | -  | -                            |
| Service workers, except private household .....   | 6 230                             | 2 343                          | 3 053                                 | 834                                   | -  | -                            | 1 754                       | 585                            | 1 036                                 | 132                                   | -  | -                            |
| Private household workers .....   | 3 657                             | 780                            | 2 081                                 | 797                                   | -  | -                            | 383                         | 186                            | 133                                   | 64                                    | -  | -                            |
| Farmers and farm managers .....   | -                                 | -                              | -                                     | -                                     | -  | -                            | -                           | -                              | -                                     | -                                     | -  | -                            |
| Farm laborers and foremen .....   | -                                 | -                              | -                                     | -                                     | -  | -                            | -                           | -                              | -                                     | -                                     | -  | -                            |
| Not available .....   | -                                 | -                              | -                                     | -                                     | -  | -                            | -                           | -                              | -                                     | -                                     | -  | -                            |

<sup>1</sup>Occupation groups not available for this category.

<sup>2</sup>Persons 16 to 64 years, not in school.

Table 16a. When Persons Not in the Labor Force Last Worked at a Regular Job: Negro

| Age and Sex<br>Family Status<br>Educational Attainment<br>Major Occupation Group of Last<br>Regular Job | When last worked                  |                                |                                       |                                       |  |                              |                             |                                |                                       |                                       |  |                              |
|---|-----------------------------------|--------------------------------|---------------------------------------|---------------------------------------|--|------------------------------|-----------------------------|--------------------------------|---------------------------------------|---------------------------------------|--|------------------------------|
|   | Total<br>not in<br>labor<br>force | When last worked               |                                       |                                       |  |                              | Want job and intend to look |                                |                                       |                                       |  |                              |
|   |                                   | Worked<br>in last<br>12 months | Worked<br>from 1 to<br>3 years<br>ago | Worked<br>from 3 to<br>5 years<br>ago | Worked<br>5 or more<br>years<br>ago <sup>1</sup> | Never<br>worked <sup>1</sup> | Total                       | Worked<br>in last<br>12 months | Worked<br>from 1 to<br>3 years<br>ago | Worked<br>from 3 to<br>5 years<br>ago | Worked<br>5 or more<br>years<br>ago <sup>1</sup> | Never<br>worked <sup>1</sup> |
| <b>AGE AND SEX</b>  |                                   |                                |                                       |                                       |  |                              |                             |                                |                                       |                                       |  |                              |
| Total, 16 to 64 years   | 61 030                            | 13 328                         | 12 682                                | 3 423                                 | 19 138   | 12 460                       | 11 993                      | 4 547                          | 3 516                                 | 392                                   | 1 629  | 1 909                        |
| Male, total   | 17 503                            | 5 307                          | 3 161                                 | 1 057                                 | 3 948  | 4 030                        | 3 033                       | 1 558                          | 751                                   | 66                                    | 229  | 428                          |
| 16 to 21 years, total   | 5 672                             | 1 727                          | 426                                   | -                                     | -  | 3 518                        | 1 162                       | 492                            | 242                                   | -                                     | -  | 428                          |
| 16 to 21 years, not in school   | 550                               | 185                            | -                                     | -                                     | -  | 366                          | 61                          | -                              | -                                     | -                                     | -  | 61                           |
| 22 to 34 years, total   | 3 397                             | 1 614                          | 833                                   | 184                                   | 349  | 416                          | 743                         | 501                            | 241                                   | -                                     | -  | -                            |
| 22 to 34 years, veteran of Vietnam  | 490                               | 490                            | -                                     | -                                     | -  | -                            | 161                         | 161                            | -                                     | -                                     | -  | -                            |
| 25 to 34 years  | 2 530                             | 1 244                          | 583                                   | 184                                   | 349  | 169                          | 554                         | 313                            | 241                                   | -                                     | -  | -                            |
| 35 to 44 years  | 2 399                             | 713                            | 741                                   | 157                                   | 693  | 95                           | 696                         | 415                            | 188                                   | -                                     | 94   | -                            |
| 45 to 54 years  | 2 362                             | 611                            | 493                                   | 346                                   | 911  | -                            | 199                         | 67                             | -                                     | 66                                    | 66   | -                            |
| 55 to 64 years  | 3 673                             | 641                            | 668                                   | 370                                   | 1 995  | -                            | 232                         | 84                             | 80                                    | -                                     | 69   | -                            |
| 40 to 64 years  | 7 339                             | 1 572                          | 1 454                                 | 873                                   | 3 345  | 95                           | 686                         | 311                            | 173                                   | 66                                    | 135  | -                            |
| Female, total   | 43 527                            | 8 021                          | 9 521                                 | 2 366                                 | 15 189   | 8 430                        | 8 961                       | 2 989                          | 2 765                                 | 326                                   | 1 400  | 1 481                        |
| 16 to 21 years, total   | 8 695                             | 2 136                          | 1 787                                 | 61                                    | 121  | 4 590                        | 3 071                       | 1 038                          | 618                                   | 61                                    | 61   | 1 293                        |
| 16 to 21 years, not in school   | 3 377                             | 1 044                          | 1 295                                 | -                                     | 121  | 916                          | 1 542                       | 733                            | 437                                   | -                                     | 61   | 311                          |
| 22 to 34 years, total   | 10 434                            | 3 183                          | 2 576                                 | 719                                   | 2 283  | 1 672                        | 3 188                       | 1 300                          | 1 165                                 | 133                                   | 403  | 188                          |
| 25 to 34 years  | 7 870                             | 2 266                          | 2 153                                 | 469                                   | 2 162  | 820                          | 2 336                       | 993                            | 802                                   | 133                                   | 342  | 67                           |
| 35 to 44 years  | 8 012                             | 1 275                          | 1 950                                 | 545                                   | 3 441  | 802                          | 1 613                       | 336                            | 660                                   | 67                                    | 550  | -                            |
| 45 to 54 years  | 7 970                             | 963                            | 1 303                                 | 516                                   | 4 474  | 713                          | 632                         | 179                            | 129                                   | 66                                    | 258  | -                            |
| 55 to 64 years  | 8 416                             | 464                            | 1 904                                 | 525                                   | 4 870  | 653                          | 456                         | 135                            | 193                                   | -                                     | 129  | -                            |
| 40 to 64 years  | 19 695                            | 1 899                          | 3 878                                 | 1 251                                 | 10 901   | 1 766                        | 1 689                       | 450                            | 580                                   | 66                                    | 593  | -                            |
| <b>FAMILY STATUS<sup>2</sup></b>  |                                   |                                |                                       |                                       |  |                              |                             |                                |                                       |                                       |  |                              |
| Male, total   | 10 985                            | 3 171                          | 2 305                                 | 873                                   | 3 885  | 751                          | 1 715                       | 850                            | 509                                   | 66                                    | 229  | 61                           |
| Family head   | 4 193                             | 1 371                          | 1 220                                 | 556                                   | 1 046  | -                            | 684                         | 422                            | 61                                    | 66                                    | 135  | -                            |
| Family member   | 2 455                             | 605                            | 570                                   | -                                     | 604  | 676                          | 151                         | -                              | 90                                    | -                                     | -  | 61                           |
| Unrelated individual  | 4 338                             | 1 196                          | 515                                   | 317                                   | 2 235  | 75                           | 879                         | 428                            | 358                                   | -                                     | 94   | -                            |
| Female, total   | 36 770                            | 6 675                          | 8 426                                 | 2 176                                 | 15 054   | 4 439                        | 6 968                       | 2 556                          | 2 317                                 | 265                                   | 1 331  | 499                          |
| Family head   | 9 190                             | 1 887                          | 2 229                                 | 595                                   | 3 568  | 910                          | 2 144                       | 566                            | 916                                   | 133                                   | 342  | 187                          |
| No children under 18 years  | 868                               | 269                            | 202                                   | -                                     | 351  | 67                           | 66                          | -                              | 66                                    | -                                     | -  | -                            |
| Children 6 to 17 years only   | 3 368                             | 586                            | 526                                   | 269                                   | 1 917  | 70                           | 853                         | 117                            | 396                                   | 67                                    | 273  | -                            |
| Children under 6 years  | 4 953                             | 1 032                          | 1 501                                 | 327                                   | 1 320  | 773                          | 1 225                       | 449                            | 454                                   | 67                                    | 69   | 187                          |
| Wife of head  | 17 645                            | 2 910                          | 3 996                                 | 855                                   | 7 544  | 2 340                        | 3 382                       | 1 165                          | 976                                   | 67                                    | 923  | 251                          |
| No children under 18 years  | 5 914                             | 470                            | 1 336                                 | 405                                   | 2 973  | 730                          | 603                         | 205                            | 66                                    | -                                     | 269  | 64                           |
| Children 6 to 17 years only   | 4 784                             | 919                            | 991                                   | 127                                   | 2 229  | 518                          | 737                         | 133                            | 336                                   | -                                     | 268  | -                            |
| Children under 6 years  | 6 947                             | 1 522                          | 1 669                                 | 323                                   | 2 341  | 1 092                        | 2 041                       | 827                            | 574                                   | 67                                    | 387  | 188                          |
| Other family member   | 4 173                             | 1 080                          | 672                                   | 196                                   | 1 233  | 991                          | 925                         | 562                            | 303                                   | -                                     | -  | 61                           |
| Unrelated individual  | 5 763                             | 797                            | 1 530                                 | 530                                   | 2 708  | 198                          | 517                         | 263                            | 122                                   | 66                                    | 66   | -                            |
| <b>EDUCATIONAL ATTAINMENT<sup>2</sup></b>   |                                   |                                |                                       |                                       |  |                              |                             |                                |                                       |                                       |  |                              |
| Male, total   | 10 985                            | 3 171                          | 2 305                                 | 873                                   | 3 885  | 751                          | 1 715                       | 850                            | 509                                   | 66                                    | 229  | 61                           |
| Elementary: 7 years or less   | 3 661                             | 742                            | 885                                   | 290                                   | 1 512  | 232                          | 94                          | -                              | 94                                    | -                                     | -  | -                            |
| 8 years   | 2 994                             | 259                            | 67                                    | 213                                   | 300  | 155                          | -                           | -                              | -                                     | -                                     | -  | -                            |
| High school: 1 to 3 years   | 2 484                             | 687                            | 728                                   | 67                                    | 700  | 303                          | 677                         | 276                            | 275                                   | -                                     | 66   | 61                           |
| 4 years   | 2 882                             | 992                            | 626                                   | 213                                   | 991  | 61                           | 596                         | 320                            | 140                                   | 66                                    | 69   | -                            |
| College: 1 year or more   | 964                               | 491                            | -                                     | 90                                    | 383  | -                            | 348                         | 254                            | -                                     | -                                     | 94   | -                            |
| Female, total   | 36 770                            | 6 675                          | 8 426                                 | 2 176                                 | 15 054   | 4 439                        | 6 968                       | 2 556                          | 2 317                                 | 265                                   | 1 331  | 499                          |
| Elementary: 7 years or less   | 5 614                             | 330                            | 996                                   | 457                                   | 3 239  | 592                          | 391                         | 196                            | 67                                    | -                                     | 129  | -                            |
| 8 years   | 2 758                             | 262                            | 655                                   | 130                                   | 1 315  | 396                          | 263                         | -                              | 130                                   | -                                     | 133  | -                            |
| High school: 1 to 3 years   | 12 067                            | 1 619                          | 2 918                                 | 471                                   | 4 697  | 2 362                        | 2 153                       | 426                            | 952                                   | -                                     | 398  | 378                          |
| 4 years   | 12 452                            | 3 413                          | 2 817                                 | 855                                   | 4 544  | 824                          | 3 371                       | 1 673                          | 777                                   | 200                                   | 601  | 121                          |
| College: 1 year or more   | 3 879                             | 1 051                          | 1 041                                 | 264                                   | 1 259  | 265                          | 790                         | 262                            | 392                                   | 66                                    | 70   | -                            |
| <b>MAJOR OCCUPATION GROUP<sup>2</sup></b>   |                                   |                                |                                       |                                       |  |                              |                             |                                |                                       |                                       |  |                              |
| Total, previously employed  | 23 627                            | 9 846                          | 10 731                                | 3 049                                 | -  | -                            | 6 564                       | 3 407                          | 2 826                                 | 332                                   | -  | -                            |
| Professional and technical  | 816                               | 288                            | 329                                   | 200                                   | -  | -                            | 350                         | 154                            | 196                                   | -                                     | -  | -                            |
| Managerial and administrative   | 494                               | 328                            | 166                                   | -                                     | -  | -                            | 157                         | 64                             | 94                                    | -                                     | -  | -                            |
| Sales   | 273                               | 206                            | 67                                    | -                                     | -  | -                            | 136                         | 136                            | -                                     | -                                     | -  | -                            |
| Clerical  | 3 632                             | 2 086                          | 1 480                                 | 66                                    | -  | -                            | 1 395                       | 887                            | 508                                   | -                                     | -  | -                            |
| Craftsman and foreman   | 1 203                             | 512                            | 545                                   | 146                                   | -  | -                            | 157                         | 157                            | -                                     | -                                     | -  | -                            |
| Operatives, except transportation   | 5 887                             | 2 334                          | 2 742                                 | 812                                   | -  | -                            | 1 758                       | 962                            | 662                                   | 133                                   | -  | -                            |
| Transport equipment operatives  | 942                               | 568                            | 293                                   | 80                                    | -  | -                            | 123                         | 123                            | -                                     | -                                     | -  | -                            |
| Laborers, except farm   | 1 359                             | 687                            | 381                                   | 290                                   | -  | -                            | 420                         | 274                            | 80                                    | 66                                    | -  | -                            |
| Service workers, except private-household   | 6 035                             | 2 231                          | 2 946                                 | 858                                   | -  | -                            | 1 869                       | 583                            | 1 153                                 | 132                                   | -  | -                            |
| Private household workers   | 2 907                             | 525                            | 1 783                                 | 598                                   | -  | -                            | 199                         | 66                             | 133                                   | -                                     | -  | -                            |
| Farmers and farm managers   | -                                 | -                              | -                                     | -                                     | -  | -                            | -                           | -                              | -                                     | -                                     | -  | -                            |
| Farm laborers and foremen   | 80                                | 80                             | -                                     | -                                     | -  | -                            | -                           | -                              | -                                     | -                                     | -  | -                            |
| Not available   | -                                 | -                              | -                                     | -                                     | -  | -                            | -                           | -                              | -                                     | -                                     | -  | -                            |

<sup>1</sup>Occupation groups not available for this category. <sup>2</sup>Persons 16 to 64 years, not in school.

Table 16a. When Persons Not in the Labor Force Last Worked at a Regular Job: Negro—Continued

Age and Sex  
Family Status  
Educational Attainment  
Major Occupation Group of Last  
Regular Job

|   | When last worked         |                          |                              |                              |   |                           |                             |                          |                              |                              |   |                           |
|---|--------------------------|--------------------------|------------------------------|------------------------------|---|---------------------------|-----------------------------|--------------------------|------------------------------|------------------------------|---|---------------------------|
|   | Total not in labor force | When last worked         |                              |                              |   |                           | Want job and intend to look |                          |                              |                              |   |                           |
|   |                          | Worked in last 12 months | Worked from 1 to 3 years ago | Worked from 3 to 5 years ago | Worked 5 or more years ago <sup>1</sup> | Never worked <sup>1</sup> | Total                       | Worked in last 12 months | Worked from 1 to 3 years ago | Worked from 3 to 5 years ago | Worked 5 or more years ago <sup>1</sup> | Never worked <sup>1</sup> |
| <b>MAJOR OCCUPATION GROUP<sup>2</sup>—Continued</b> |                          |                          |                              |                              |   |                           |                             |                          |                              |                              |   |                           |
| Male, previously employed .....                     | 6 349                    | 3 171                    | 2 305                        | 873                          | -                                       | -                         | 1 425                       | 850                      | 509                          | 66                           | -                                       | -                         |
| Professional and technical .....                    | 94                       | 94                       | -                            | -                            | -                                       | -                         | 94                          | 94                       | -                            | -                            | -                                       | -                         |
| Managerial and administrative .....                 | 293                      | 199                      | 94                           | -                            | -                                       | -                         | 157                         | 64                       | 94                           | -                            | -                                       | -                         |
| Sales .....   | -                        | -                        | -                            | -                            | -                                       | -                         | -                           | -                        | -                            | -                            | -                                       | -                         |
| Clerical .....                                      | 539                      | 225                      | 314                          | -                            | -                                       | -                         | 61                          | -                        | 61                           | -                            | -                                       | -                         |
| Craftsmen and foremen .....                         | 932                      | 443                      | 343                          | 146                          | -                                       | -                         | 157                         | 157                      | -                            | -                            | -                                       | -                         |
| Operatives, except transportation .....             | 1 156                    | 462                      | 480                          | 214                          | -                                       | -                         | 160                         | 67                       | 94                           | -                            | -                                       | -                         |
| Transport equipment operatives .....                | 879                      | 505                      | 293                          | 80                           | -                                       | -                         | 61                          | 61                       | -                            | -                            | -                                       | -                         |
| Laborers, except farm .....                         | 1 169                    | 497                      | 381                          | 290                          | -                                       | -                         | 296                         | 150                      | 80                           | 66                           | -                                       | -                         |
| Service workers, except private household .....     | 1 208                    | 665                      | 401                          | 143                          | -                                       | -                         | 440                         | 259                      | 181                          | -                            | -                                       | -                         |
| Private household workers .....                     | -                        | -                        | -                            | -                            | -                                       | -                         | -                           | -                        | -                            | -                            | -                                       | -                         |
| Farmers and farm managers .....                     | -                        | -                        | -                            | -                            | -                                       | -                         | -                           | -                        | -                            | -                            | -                                       | -                         |
| Farm laborers and foremen .....                     | 80                       | 80                       | -                            | -                            | -                                       | -                         | -                           | -                        | -                            | -                            | -                                       | -                         |
| Not available .....                                 | -                        | -                        | -                            | -                            | -                                       | -                         | -                           | -                        | -                            | -                            | -                                       | -                         |
| Female, previously employed .....                   | 17 278                   | 6 675                    | 8 426                        | 2 176                        | -                                       | -                         | 5 139                       | 2 556                    | 2 317                        | 265                          | -                                       | -                         |
| Professional and technical .....                    | 722                      | 194                      | 329                          | 200                          | -                                       | -                         | 256                         | 61                       | 196                          | -                            | -                                       | -                         |
| Managerial and administrative .....                 | 201                      | 129                      | 72                           | -                            | -                                       | -                         | -                           | -                        | -                            | -                            | -                                       | -                         |
| Sales .....   | 273                      | 206                      | 67                           | -                            | -                                       | -                         | 136                         | 136                      | -                            | -                            | -                                       | -                         |
| Clerical .....                                      | 3 093                    | 1 861                    | 1 166                        | 66                           | -                                       | -                         | 1 334                       | 887                      | 447                          | -                            | -                                       | -                         |
| Craftsmen and foremen .....                         | 271                      | 69                       | 202                          | -                            | -                                       | -                         | -                           | -                        | -                            | -                            | -                                       | -                         |
| Operatives, except transportation .....             | 4 732                    | 1 872                    | 2 262                        | 598                          | -                                       | -                         | 1 597                       | 896                      | 568                          | 133                          | -                                       | -                         |
| Transport equipment operatives .....                | 63                       | 63                       | -                            | -                            | -                                       | -                         | 63                          | 63                       | -                            | -                            | -                                       | -                         |
| Laborers, except farm .....                         | 190                      | 190                      | -                            | -                            | -                                       | -                         | 123                         | 123                      | -                            | -                            | -                                       | -                         |
| Service workers, except private household .....     | 4 826                    | 1 567                    | 2 545                        | 715                          | -                                       | -                         | 1 429                       | 324                      | 973                          | 132                          | -                                       | -                         |
| Private household workers .....                     | 2 907                    | 525                      | 1 783                        | 598                          | -                                       | -                         | 199                         | 66                       | 133                          | -                            | -                                       | -                         |
| Farmers and farm managers .....                     | -                        | -                        | -                            | -                            | -                                       | -                         | -                           | -                        | -                            | -                            | -                                       | -                         |
| Farm laborers and foremen .....                     | -                        | -                        | -                            | -                            | -                                       | -                         | -                           | -                        | -                            | -                            | -                                       | -                         |
| Not available .....                                 | -                        | -                        | -                            | -                            | -                                       | -                         | -                           | -                        | -                            | -                            | -                                       | -                         |

<sup>1</sup> Occupation groups not available for this category.

<sup>2</sup> Persons 18 to 64 years, not in school.

Table 16b. When Persons Not in the Labor Force Last Worked at a Regular Job: White

| Age and Sex<br>Family Status<br>Educational Attainment<br>Major Occupation Group of Last<br>Regular Job | Total<br>not in<br>labor<br>force | When last worked               |                                       |                                       |  |                              |                             |                                |                                       |                                       |  |                              |
|---|-----------------------------------|--------------------------------|---------------------------------------|---------------------------------------|--|------------------------------|-----------------------------|--------------------------------|---------------------------------------|---------------------------------------|--|------------------------------|
|   |                                   | Worked<br>in last<br>12 months | Worked<br>from 1 to<br>3 years<br>ago | Worked<br>from 3 to<br>5 years<br>ago | Worked<br>5 or more<br>years<br>ago <sup>1</sup> | Never<br>worked <sup>1</sup> | Want job and intend to look |                                |                                       |                                       |  |                              |
|   |                                   |                                |                                       |                                       |  |                              | Total                       | Worked<br>in last<br>12 months | Worked<br>from 1 to<br>3 years<br>ago | Worked<br>from 3 to<br>5 years<br>ago | Worked<br>5 or more<br>years<br>ago <sup>1</sup> | Never<br>worked <sup>1</sup> |
| <b>AGE AND SEX</b>  |                                   |                                |                                       |                                       |  |                              |                             |                                |                                       |                                       |  |                              |
| Total, 16 to 64 years .....   | 35 620                            | 9 566                          | 6 675                                 | 1 942                                 | 8 365  | 9 072                        | 4 714                       | 2 793                          | 767                                   | 321                                   | 332  | 502                          |
| Male, total .....   | 12 407                            | 4 232                          | 2 431                                 | 722                                   | 2 618  | 2 405                        | 1 451                       | 985                            | 332                                   | -                                     | 133  | -                            |
| 16 to 21 years, total .....   | 3 389                             | 1 366                          | 345                                   | -                                     | 50   | 1 628                        | 355                         | 294                            | 60                                    | -                                     | -  | -                            |
| 16 to 21 years, not in school .....   | 188                               | -                              | 60                                    | -                                     | -  | 127                          | 60                          | -                              | 60                                    | -                                     | -  | -                            |
| 22 to 34 years, total .....   | 2 655                             | 979                            | 698                                   | 63                                    | 221  | 693                          | 519                         | 323                            | 127                                   | -                                     | 70   | -                            |
| 22 to 34 years, veteran of Vietnam .....  | 431                               | 218                            | 124                                   | -                                     | -  | 88                           | -                           | -                              | -                                     | -                                     | -  | -                            |
| 25 to 34 years .....  | 1 650                             | 602                            | 387                                   | -                                     | 221  | 440                          | 456                         | 323                            | 64                                    | -                                     | 70   | -                            |
| 35 to 44 years .....  | 1 301                             | 753                            | 172                                   | 91                                    | 202  | 84                           | 131                         | 67                             | -                                     | -                                     | 64   | -                            |
| 45 to 54 years .....  | 1 597                             | 354                            | 614                                   | 256                                   | 373  | -                            | 212                         | 67                             | 145                                   | -                                     | -  | -                            |
| 55 to 64 years .....  | 3 466                             | 780                            | 603                                   | 312                                   | 1 771  | -                            | 234                         | 234                            | -                                     | -                                     | -  | -                            |
| 40 to 64 years .....  | 5 526                             | 1 397                          | 1 216                                 | 567                                   | 2 346  | -                            | 576                         | 368                            | 145                                   | -                                     | 64   | -                            |
| Female, total .....   | 23 213                            | 5 334                          | 4 244                                 | 1 221                                 | 5 747  | 6 667                        | 3 264                       | 1 808                          | 434                                   | 321                                   | 198  | 502                          |
| 16 to 21 years, total .....   | 4 404                             | 1 714                          | 648                                   | 63                                    | -  | 1 979                        | 862                         | 566                            | 49                                    | -                                     | -  | 247                          |
| 16 to 21 years, not in school .....   | 1 787                             | 557                            | 242                                   | 63                                    | -  | 925                          | 308                         | 185                            | -                                     | -                                     | -  | 123                          |
| 22 to 34 years, total .....   | 7 068                             | 1 402                          | 1 875                                 | 442                                   | 1 156  | 2 193                        | 1 024                       | 451                            | 127                                   | 127                                   | 64   | 254                          |
| 25 to 34 years .....  | 4 743                             | 906                            | 1 029                                 | 382                                   | 1 156  | 1 270                        | 899                         | 391                            | 127                                   | 127                                   | 64   | 191                          |
| 35 to 44 years .....  | 3 508                             | 899                            | 498                                   | 387                                   | 899  | 824                          | 752                         | 441                            | 117                                   | 194                                   | -  | -                            |
| 45 to 54 years .....  | 3 669                             | 697                            | 332                                   | 194                                   | 1 481  | 965                          | 414                         | 209                            | 71                                    | -                                     | 135  | -                            |
| 55 to 64 years .....  | 4 564                             | 623                            | 891                                   | 135                                   | 2 210  | 705                          | 212                         | 142                            | 70                                    | -                                     | -  | -                            |
| 40 to 64 years .....  | 10 021                            | 1 716                          | 1 591                                 | 456                                   | 4 139  | 2 118                        | 937                         | 610                            | 192                                   | -                                     | 135  | -                            |
| <b>FAMILY STATUS<sup>2</sup></b>  |                                   |                                |                                       |                                       |  |                              |                             |                                |                                       |                                       |  |                              |
| Male, total .....   | 7 581                             | 1 973                          | 1 808                                 | 722                                   | 2 567  | 510                          | 925                         | 523                            | 269                                   | -                                     | 133  | -                            |
| Family head .....   | 2 670                             | 777                            | 941                                   | 156                                   | 796  | -                            | 466                         | 268                            | 134                                   | -                                     | 64   | -                            |
| Family member .....   | 599                               | -                              | 149                                   | -                                     | -  | 450                          | 60                          | -                              | 60                                    | -                                     | -  | -                            |
| Unrelated individual .....  | 4 312                             | 1 196                          | 718                                   | 565                                   | 1 772  | 60                           | 399                         | 255                            | 74                                    | -                                     | 70   | -                            |
| Female, total .....   | 19 553                            | 3 849                          | 3 640                                 | 1 090                                 | 5 673  | 5 301                        | 2 521                       | 1 366                          | 385                                   | 258                                   | 198  | 314                          |
| Family head .....   | 2 807                             | 859                            | 693                                   | 194                                   | 729  | 331                          | 449                         | 201                            | 117                                   | 131                                   | -  | -                            |
| No children under 18 years .....  | 690                               | 407                            | 71                                    | -                                     | 142  | 71                           | 201                         | 201                            | -                                     | -                                     | -  | -                            |
| Children 6 to 17 years only .....   | 706                               | 191                            | 124                                   | -                                     | 264  | 127                          | -                           | -                              | -                                     | -                                     | -  | -                            |
| Children under 6 years .....  | 1 411                             | 262                            | 499                                   | 194                                   | 323  | 133                          | 247                         | -                              | 117                                   | 131                                   | -  | -                            |
| Wife of head .....  | 11 956                            | 2 068                          | 2 101                                 | 709                                   | 3 127  | 3 951                        | 1 412                       | 706                            | 127                                   | 127                                   | 198  | 254                          |
| No children under 18 years .....  | 4 154                             | 789                            | 916                                   | 135                                   | 975  | 1 339                        | 255                         | 255                            | -                                     | -                                     | -  | -                            |
| Children 6 to 17 years only .....   | 2 506                             | 395                            | 131                                   | -                                     | 1 128  | 852                          | 459                         | 261                            | -                                     | -                                     | 135  | 64                           |
| Children under 6 years .....  | 5 297                             | 884                            | 1 053                                 | 574                                   | 1 024  | 1 761                        | 699                         | 191                            | 127                                   | 127                                   | 64   | 190                          |
| Other family member .....   | 2 148                             | 521                            | 497                                   | 60                                    | 258  | 811                          | 390                         | 259                            | 71                                    | -                                     | -  | 60                           |
| Unrelated individual .....  | 2 642                             | 401                            | 348                                   | 126                                   | 1 559  | 207                          | 270                         | 200                            | 70                                    | -                                     | -  | -                            |
| <b>EDUCATIONAL ATTAINMENT<sup>2</sup></b>   |                                   |                                |                                       |                                       |  |                              |                             |                                |                                       |                                       |  |                              |
| Male, total .....   | 7 581                             | 1 973                          | 1 808                                 | 722                                   | 2 567  | 510                          | 925                         | 523                            | 269                                   | -                                     | 133  | -                            |
| Elementary: 7 years or less .....   | 2 629                             | 551                            | 431                                   | 249                                   | 1 127  | 272                          | 365                         | 167                            | 134                                   | -                                     | 64   | -                            |
| 8 years .....   | 500                               | 139                            | 142                                   | -                                     | 219  | -                            | 67                          | 67                             | -                                     | -                                     | -  | -                            |
| High school: 1 to 3 years .....   | 1 879                             | 596                            | 621                                   | 91                                    | 396  | 175                          | 264                         | 134                            | 60                                    | -                                     | 70   | -                            |
| 4 years .....   | 1 586                             | 548                            | 465                                   | 148                                   | 361  | 64                           | 229                         | 155                            | 74                                    | -                                     | -  | -                            |
| College: 1 year or more .....   | 987                               | 139                            | 149                                   | 234                                   | 465  | -                            | -                           | -                              | -                                     | -                                     | -  | -                            |
| Female, total .....   | 19 553                            | 3 849                          | 3 640                                 | 1 090                                 | 5 673  | 5 301                        | 2 521                       | 1 366                          | 385                                   | 258                                   | 198  | 314                          |
| Elementary: 7 years or less .....   | 6 749                             | 1 513                          | 810                                   | 322                                   | 1 962  | 2 141                        | 1 105                       | 590                            | 66                                    | 127                                   | 135  | 188                          |
| 8 years .....   | 2 144                             | 334                            | 779                                   | 67                                    | 591  | 372                          | 254                         | 69                             | 121                                   | -                                     | -  | 64                           |
| High school: 1 to 3 years .....   | 4 306                             | 767                            | 832                                   | 126                                   | 1 058  | 1 522                        | 254                         | 127                            | -                                     | 64                                    | -  | 63                           |
| 4 years .....   | 4 646                             | 966                            | 772                                   | 317                                   | 1 729  | 862                          | 711                         | 513                            | 198                                   | -                                     | -  | -                            |
| College: 1 year or more .....   | 1 708                             | 268                            | 447                                   | 257                                   | 332  | 404                          | 198                         | 67                             | -                                     | 67                                    | 64   | -                            |
| <b>MAJOR OCCUPATION GROUP<sup>2</sup></b>   |                                   |                                |                                       |                                       |  |                              |                             |                                |                                       |                                       |  |                              |
| Total, previously employed .....  | 13 082                            | 5 822                          | 5 448                                 | 1 812                                 | -  | -                            | 2 801                       | 1 889                          | 654                                   | 258                                   | -  | -                            |
| Professional and technical .....  | 219                               | -                              | 219                                   | -                                     | -  | -                            | -                           | -                              | -                                     | -                                     | -  | -                            |
| Managerial and administrative .....   | 471                               | 209                            | 262                                   | 190                                   | -  | -                            | 70                          | -                              | 70                                    | -                                     | -  | -                            |
| Sales .....   | 606                               | 282                            | 134                                   | -                                     | -  | -                            | 70                          | 70                             | -                                     | -                                     | -  | -                            |
| Clerical .....  | 2 182                             | 1 059                          | 859                                   | 265                                   | -  | -                            | 329                         | 262                            | -                                     | 67                                    | -  | -                            |
| Craftsmen and foremen .....   | 639                               | 269                            | 303                                   | 67                                    | -  | -                            | 138                         | 138                            | -                                     | -                                     | -  | -                            |
| Operatives, except transportation .....   | 4 232                             | 1 853                          | 2 062                                 | 317                                   | -  | -                            | 1 245                       | 742                            | 375                                   | 127                                   | -  | -                            |
| Transport equipment operatives .....  | 438                               | 287                            | 60                                    | 91                                    | -  | -                            | 155                         | 155                            | -                                     | -                                     | -  | -                            |
| Laborers, except farm .....   | 272                               | 67                             | 142                                   | 63                                    | -  | -                            | 138                         | 67                             | 71                                    | -                                     | -  | -                            |
| Service workers, except private household .....   | 3 273                             | 1 543                          | 1 110                                 | 620                                   | -  | -                            | 472                         | 335                            | 138                                   | -                                     | -  | -                            |
| Private household workers .....   | 750                               | 255                            | 297                                   | 198                                   | -  | -                            | 184                         | 120                            | -                                     | 64                                    | -  | -                            |
| Farmers and farm managers .....   | -                                 | -                              | -                                     | -                                     | -  | -                            | -                           | -                              | -                                     | -                                     | -  | -                            |
| Farm laborers and foremen .....   | -                                 | -                              | -                                     | -                                     | -  | -                            | -                           | -                              | -                                     | -                                     | -  | -                            |
| Not available .....   | -                                 | -                              | -                                     | -                                     | -  | -                            | -                           | -                              | -                                     | -                                     | -  | -                            |

<sup>1</sup> Occupation groups not available for this category. <sup>2</sup> Persons 16 to 64 years, not in school.

Table 16b. When Persons Not in the Labor Force Last Worked at a Regular Job: White-Continued

| Age and Sex<br>Family Status<br>Educational Attainment<br>Major Occupation Group of Last<br>Regular Job | When last worked                  |                                |                                       |                                       |  |                              |                             |                                |                                       |                                       |  |
|---|-----------------------------------|--------------------------------|---------------------------------------|---------------------------------------|--|------------------------------|-----------------------------|--------------------------------|---------------------------------------|---------------------------------------|--|
|   | Total<br>not in<br>labor<br>force | When last worked               |                                       |                                       |  |                              | Want job and intend to look |                                |                                       |                                       |  |
|   |                                   | Worked<br>in last<br>12 months | Worked<br>from 1 to<br>3 years<br>ago | Worked<br>from 3 to<br>5 years<br>ago | Worked<br>5 or more<br>years<br>ago <sup>1</sup> | Never<br>worked <sup>1</sup> | Total                       | Worked<br>in last<br>12 months | Worked<br>from 1 to<br>3 years<br>ago | Worked<br>from 3 to<br>5 years<br>ago | Worked<br>5 or more<br>years<br>ago <sup>1</sup> |
| <b>MAJOR OCCUPATION GROUP<sup>2</sup>-Continued</b>   |                                   |                                |                                       |                                       |  |                              |                             |                                |                                       |                                       |  |
| Male, previously employed .....   | 4 503                             | 1 973                          | 1 808                                 | 722                                   | -  | -                            | 792                         | 523                            | 269                                   | -                                     | -  |
| Professional and technical .....  | 88                                | -                              | 88                                    | -                                     | -  | -                            | -                           | -                              | -                                     | -                                     | -  |
| Managerial and administrative .....   | -                                 | -                              | -                                     | -                                     | -  | -                            | -                           | -                              | -                                     | -                                     | -  |
| Sales .....   | 74                                | 74                             | -                                     | -                                     | -  | -                            | -                           | -                              | -                                     | -                                     | -  |
| Clerical .....  | 497                               | 163                            | 335                                   | -                                     | -  | -                            | -                           | -                              | -                                     | -                                     | -  |
| Craftsmen and foremen .....   | 434                               | 131                            | 236                                   | 67                                    | -  | -                            | 67                          | 67                             | -                                     | -                                     | -  |
| Operatives, except transportation .....   | 770                               | 424                            | 346                                   | -                                     | -  | -                            | 284                         | 160                            | 124                                   | -                                     | -  |
| Transport equipment operatives .....  | 438                               | 287                            | 60                                    | 91                                    | -  | -                            | 155                         | 155                            | -                                     | -                                     | -  |
| Laborers, except farm .....   | 272                               | 67                             | 142                                   | 63                                    | -  | -                            | 138                         | 67                             | 71                                    | -                                     | -  |
| Service workers, except private household .....   | 1 929                             | 828                            | 602                                   | 500                                   | -  | -                            | 148                         | 74                             | 74                                    | -                                     | -  |
| Private household workers .....   | -                                 | -                              | -                                     | -                                     | -  | -                            | -                           | -                              | -                                     | -                                     | -  |
| Farmers and farm managers .....   | -                                 | -                              | -                                     | -                                     | -  | -                            | -                           | -                              | -                                     | -                                     | -  |
| Farm laborers and foremen .....   | -                                 | -                              | -                                     | -                                     | -  | -                            | -                           | -                              | -                                     | -                                     | -  |
| Not available .....   | -                                 | -                              | -                                     | -                                     | -  | -                            | -                           | -                              | -                                     | -                                     | -  |
| Female, previously employed .....   | 8 579                             | 3 849                          | 3 640                                 | 1 090                                 | -  | -                            | 2 009                       | 1 366                          | 385                                   | 258                                   | -  |
| Professional and technical .....  | 131                               | -                              | 131                                   | -                                     | -  | -                            | -                           | -                              | -                                     | -                                     | -  |
| Managerial and administrative .....   | 471                               | 209                            | 262                                   | -                                     | -  | -                            | 70                          | -                              | 70                                    | -                                     | -  |
| Sales .....   | 532                               | 208                            | 134                                   | 190                                   | -  | -                            | 70                          | 70                             | -                                     | -                                     | -  |
| Clerical .....  | 1 684                             | 896                            | 524                                   | 265                                   | -  | -                            | 329                         | 262                            | -                                     | 67                                    | -  |
| Craftsmen and foremen .....   | 205                               | 138                            | 67                                    | -                                     | -  | -                            | 71                          | 71                             | -                                     | -                                     | -  |
| Operatives, except transportation .....   | 3 462                             | 1 428                          | 1 716                                 | 317                                   | -  | -                            | 961                         | 582                            | 251                                   | 127                                   | -  |
| Transport equipment operatives .....  | -                                 | -                              | -                                     | -                                     | -  | -                            | -                           | -                              | -                                     | -                                     | -  |
| Laborers, except farm .....   | -                                 | -                              | -                                     | -                                     | -  | -                            | -                           | -                              | -                                     | -                                     | -  |
| Service workers, except private household .....   | 1 343                             | 716                            | 508                                   | 120                                   | -  | -                            | 324                         | 261                            | 64                                    | -                                     | -  |
| Private household workers .....   | 750                               | 255                            | 297                                   | 198                                   | -  | -                            | 184                         | 120                            | -                                     | 64                                    | -  |
| Farmers and farm managers .....   | -                                 | -                              | -                                     | -                                     | -  | -                            | -                           | -                              | -                                     | -                                     | -  |
| Farm laborers and foremen .....   | -                                 | -                              | -                                     | -                                     | -  | -                            | -                           | -                              | -                                     | -                                     | -  |
| Not available .....   | -                                 | -                              | -                                     | -                                     | -  | -                            | -                           | -                              | -                                     | -                                     | -  |

<sup>1</sup> Occupation groups not available for this category.

<sup>2</sup> Persons 16 to 64 years, not in school.



Table 17. Persons Not in the Labor Force Who Worked Within the Last 5 Years and Reason for Leaving Last Job: All Races

| Age and Sex<br>Family Status<br>Educational Attainment<br>Major Occupation Group of Last Regular Job | Total not in labor force, worked in last 5 years | Reason for leaving last job                               |                                     |                       |                        |                                   |                                     |                                  |                   |  |
|--|--|---|-------------------------------------|-----------------------|------------------------|-----------------------------------|-------------------------------------|----------------------------------|-------------------|--|
|  |  | Family responsibilities, school, or other personal reason | Poor health, illness, or disability | Retirement or old age | Economic reasons       |                                   |                                     | Unsatisfactory work arrangements | All other reasons |  |
|  |  |   |                                     |                       | Seasonal job completed | Slack work or business conditions | Temporary nonseasonal job completed |                                  |                   |  |
| <b>AGE AND SEX</b>   |  |   |                                     |                       |                        |                                   |                                     |                                  |                   |  |
| Total, 16 years and over   | 58 297   | 15 562  | 18 182                              | 5 718                 | 1 845                  | 3 189                             | 2 199                               | 2 004                            | 9 600             |  |
| Male, total  | 22 357   | 3 363   | 7 685                               | 3 682                 | 501                    | 1 153                             | 790                                 | 893                              | 4 291             |  |
| 16 to 21 years, total  | 4 106  | 1 924   | 256                                 | -                     | 371                    | 112                               | 242                                 | 311                              | 889               |  |
| 16 to 21 years, not in school  | 306  | -   | 60                                  | -                     | -                      | -                                 | -                                   | 61                               | 185               |  |
| 22 to 34 years, total  | 4 675  | 1 122   | 887                                 | -                     | -                      | 411                               | 124                                 | 306                              | 1 827             |  |
| 22 to 34 years, veteran of Vietnam   | 833  | 215   | -                                   | -                     | -                      | 67                                | -                                   | 98                               | 452               |  |
| 25 to 34 years   | 3 303  | 683   | 763                                 | -                     | -                      | 224                               | 124                                 | 182                              | 1 326             |  |
| 35 to 44 years   | 2 627  | 88  | 1 383                               | -                     | 67                     | 224                               | 188                                 | 67                               | 611               |  |
| 45 to 54 years   | 2 818  | 161   | 2 019                               | -                     | 64                     | 137                               | 74                                  | -                                | 363               |  |
| 55 to 64 years   | 3 535  | 67  | 2 043                               | 673                   | -                      | 219                               | 66                                  | 143                              | 323               |  |
| 65 years and over  | 4 595  | -   | 1 096                               | 3 009                 | -                      | 50                                | 95                                  | 66                               | 278               |  |
| 40 to 64 years   | 7 387  | 229   | 4 750                               | 673                   | 64                     | 450                               | 234                                 | 143                              | 843               |  |
| Female, total  | 35 940   | 12 199  | 10 497                              | 2 035                 | 1 344                  | 2 036                             | 1 409                               | 1 111                            | 5 309             |  |
| 16 to 21 years, total  | 6 701  | 3 295   | 307                                 | -                     | 496                    | 308                               | 493                                 | 306                              | 1 496             |  |
| 16 to 21 years, not in school  | 3 309  | 1 824   | 307                                 | -                     | 66                     | 63                                | 61                                  | 306                              | 683               |  |
| 22 to 34 years, total  | 10 906   | 5 436   | 1 776                               | -                     | 587                    | 720                               | 194                                 | 398                              | 1 794             |  |
| 22 to 34 years, veteran of Vietnam   | 1 696  | 790   | 1 466                               | -                     | 461                    | 659                               | 133                                 | 335                              | 1 115             |  |
| 25 to 34 years   | 5 751  | 1 985   | 1 996                               | -                     | 125                    | 332                               | 327                                 | 270                              | 716               |  |
| 35 to 44 years   | 4 147  | 812   | 1 945                               | -                     | 137                    | 269                               | 328                                 | 70                               | 586               |  |
| 45 to 54 years   | 4 612  | 601   | 2 728                               | 417                   | -                      | 341                               | 67                                  | 67                               | 390               |  |
| 55 to 64 years   | 3 824  | 69  | 1 745                               | 1 618                 | -                      | 66                                | -                                   | 67                               | 326               |  |
| 40 to 64 years   | 11 072   | 1 938   | 5 681                               | 417                   | 261                    | 676                               | 525                                 | 275                              | 1 299             |  |
| <b>FAMILY STATUS<sup>1</sup></b>   |  |   |                                     |                       |                        |                                   |                                     |                                  |                   |  |
| Male, total  | 11 148   | 335   | 6 173                               | 673                   | 130                    | 795                               | 389                                 | 513                              | 2 140             |  |
| Family head  | 5 091  | 156   | 3 050                               | 259                   | 130                    | 325                               | 127                                 | 318                              | 725               |  |
| Family member  | 1 384  | 90  | 472                                 | 64                    | -                      | -                                 | -                                   | 121                              | 638               |  |
| Unrelated individual   | 4 673  | 88  | 2 651                               | 351                   | -                      | 470                               | 262                                 | 74                               | 778               |  |
| Female, total  | 26 817   | 9 998   | 8 553                               | 417                   | 849                    | 1 592                             | 976                                 | 910                              | 3 522             |  |
| Family head  | 6 588  | 2 404   | 2 218                               | 71                    | 127                    | 272                               | 197                                 | 266                              | 1 032             |  |
| No children under 18 years   | 1 948  | 261   | 408                                 | 71                    | -                      | 140                               | -                                   | -                                | 69                |  |
| Children 6 to 17 years only  | 1 696  | 536   | 703                                 | -                     | 67                     | -                                 | 67                                  | -                                | 323               |  |
| Children under 6 years   | 3 944  | 1 607   | 1 107                               | -                     | 61                     | 133                               | 131                                 | 266                              | 640               |  |
| Wife of head   | 13 215   | 5 694   | 3 286                               | 142                   | 467                    | 989                               | 513                                 | 268                              | 1 856             |  |
| No children under 18 years   | 4 260  | 1 199   | 1 545                               | 142                   | 201                    | 271                               | 67                                  | 70                               | 766               |  |
| Children 6 to 17 years only  | 2 628  | 526   | 846                                 | -                     | 133                    | 399                               | 262                                 | 136                              | 327               |  |
| Children under 6 years   | 6 327  | 3 969   | 895                                 | -                     | 133                    | 320                               | 185                                 | 63                               | 763               |  |
| Other family member  | 3 215  | 1 558   | 642                                 | -                     | -                      | 264                               | 200                                 | 245                              | 306               |  |
| Unrelated individual   | 3 799  | 342   | 2 407                               | 205                   | 254                    | 66                                | 67                                  | 131                              | 328               |  |
| <b>EDUCATIONAL ATTAINMENT<sup>1</sup></b>  |  |   |                                     |                       |                        |                                   |                                     |                                  |                   |  |
| Male, total  | 11 148   | 335   | 6 173                               | 673                   | 130                    | 795                               | 389                                 | 513                              | 2 140             |  |
| Elementary: 7 years or less  | 3 218  | 89  | 1 887                               | 352                   | -                      | 322                               | -                                   | 136                              | 432               |  |
| 8 years  | 820  | -   | 684                                 | -                     | -                      | 72                                | -                                   | -                                | 64                |  |
| High school: 1 to 3 years  | 2 862  | -   | 1 337                               | 161                   | 64                     | 211                               | 160                                 | 317                              | 613               |  |
| 4 years  | 3 085  | 246   | 1 797                               | 63                    | 67                     | 129                               | 134                                 | 61                               | 587               |  |
| College: 1 year or more  | 1 163  | -   | 468                                 | 96                    | -                      | 60                                | 94                                  | -                                | 444               |  |
| Female, total  | 26 817   | 9 998   | 8 553                               | 417                   | 849                    | 1 592                             | 976                                 | 910                              | 3 522             |  |
| Elementary: 7 years or less  | 4 427  | 1 274   | 1 786                               | 71                    | 134                    | 407                               | 67                                  | 121                              | 568               |  |
| 8 years  | 2 227  | 667   | 796                                 | -                     | 67                     | 60                                | -                                   | -                                | 637               |  |
| High school: 1 to 3 years  | 6 845  | 2 359   | 2 230                               | 68                    | 251                    | 331                               | 387                                 | 325                              | 896               |  |
| 4 years  | 9 535  | 4 163   | 2 682                               | 142                   | 262                    | 661                               | 456                                 | 400                              | 769               |  |
| College: 1 year or more  | 3 783  | 1 535   | 1 059                               | 137                   | 134                    | 133                               | 67                                  | 67                               | 653               |  |
| <b>MAJOR OCCUPATION GROUP<sup>1</sup></b>  |  |   |                                     |                       |                        |                                   |                                     |                                  |                   |  |
| Total, previously employed   | 37 965   | 10 333  | 14 726                              | 1 091                 | 979                    | 2 387                             | 1 365                               | 1 424                            | 5 662             |  |
| Professional and technical   | 1 236  | 454   | 267                                 | 66                    | 67                     | -                                 | 94                                  | -                                | 288               |  |
| Managerial and administrative  | 965  | 126   | 277                                 | 141                   | -                      | 154                               | -                                   | -                                | 266               |  |
| Sales  | 879  | 190   | 419                                 | -                     | -                      | 67                                | -                                   | 70                               | 133               |  |
| Clerical   | 6 064  | 2 545   | 1 489                               | 63                    | 133                    | 127                               | 581                                 | 331                              | 795               |  |
| Craftsmen and foremen  | 1 842  | 291   | 968                                 | 89                    | -                      | 265                               | -                                   | 84                               | 146               |  |
| Operatives, except transportation  | 10 629   | 3 057   | 3 587                               | 142                   | 461                    | 862                               | 291                                 | 513                              | 1 717             |  |
| Transport equipment operatives   | 1 380  | 63  | 582                                 | 127                   | -                      | 154                               | -                                   | -                                | 449               |  |
| Laborers, except farm  | 1 723  | -   | 1 014                               | 127                   | -                      | 217                               | -                                   | 121                              | 244               |  |
| Service workers, except private household  | 9 458  | 2 700   | 3 944                               | 262                   | 319                    | 401                               | 332                                 | 304                              | 1 178             |  |
| Private household workers  | 3 657  | 908   | 2 028                               | 68                    | -                      | 140                               | 67                                  | -                                | 447               |  |
| Farmers and farm managers  | -  | -   | -                                   | -                     | -                      | -                                 | -                                   | -                                | -                 |  |
| Farm laborers and foremen  | 152  | -   | 152                                 | -                     | -                      | -                                 | -                                   | -                                | -                 |  |
| Not available  | -  | -   | -                                   | -                     | -                      | -                                 | -                                   | -                                | -                 |  |

<sup>1</sup>Persons 16 to 64 years, not in school.

Table 17. Persons Not in the Labor Force Who Worked Within the Last 5 Years and Reason for Leaving Last Job: All Races—Continued

| Age and Sex<br>Family Status<br>Educational Attainment<br>Major Occupation Group of Last Regular Job | Total not in labor force, worked in last 5 years | Reason for leaving last job                               |                                     |                       |                        |                                   |                                     |                                  |                   |
|--|--|---|-------------------------------------|-----------------------|------------------------|-----------------------------------|-------------------------------------|----------------------------------|-------------------|
|  |  | Family responsibilities, school, or other personal reason | Poor health, illness, or disability | Retirement or old age | Economic reasons       |                                   |                                     | Unsatisfactory work arrangements | All other reasons |
|  |  |   |                                     |                       | Seasonal job completed | Slack work or business conditions | Temporary nonseasonal job completed |                                  |                   |
| <b>MAJOR OCCUPATION GROUP<sup>1</sup>—Continued</b>  |  |   |                                     |                       |                        |                                   |                                     |                                  |                   |
| Male, previously employed .....  | 11 148   | 335   | 6 173                               | 673                   | 130                    | 795                               | 389                                 | 513                              | 2 140             |
| Professional and technical .....   | 182  | -   | -                                   | -                     | -                      | -                                 | 94                                  | -                                | 88                |
| Managerial and administrative .....  | 293  | -   | 64                                  | -                     | -                      | 94                                | -                                   | -                                | 136               |
| Sales .....  | 74   | -   | 74                                  | -                     | -                      | -                                 | -                                   | -                                | -                 |
| Clerical .....   | 1 037  | -   | 550                                 | 63                    | -                      | 127                               | 61                                  | 74                               | 162               |
| Craftsmen and foremen .....  | 1 366  | 158   | 830                                 | 89                    | -                      | 129                               | -                                   | 84                               | 77                |
| Operatives, except transportation .....  | 1 986  | -   | 1 251                               | -                     | 67                     | 64                                | 94                                  | 61                               | 450               |
| Transport equipment operatives .....   | 1 317  | -   | 582                                 | 132                   | -                      | 154                               | -                                   | -                                | 449               |
| Laborers, except farm .....  | 1 533  | -   | 947                                 | 127                   | -                      | 154                               | -                                   | 61                               | 244               |
| Service workers, except private household .....  | 3 208  | 177   | 1 724                               | 262                   | 64                     | 72                                | 140                                 | 235                              | 534               |
| Private household workers .....  | -  | -   | -                                   | -                     | -                      | -                                 | -                                   | -                                | -                 |
| Farmers and farm managers .....  | -  | -   | -                                   | -                     | -                      | -                                 | -                                   | -                                | -                 |
| Farm laborers and foremen .....  | 152  | -   | 152                                 | -                     | -                      | -                                 | -                                   | -                                | -                 |
| Not available .....  | -  | -   | -                                   | -                     | -                      | -                                 | -                                   | -                                | -                 |
| Female, previously employed .....  | 26 817   | 9 998   | 8 553                               | 417                   | 849                    | 1 592                             | 976                                 | 910                              | 3 522             |
| Professional and technical .....   | 1 055  | 454   | 267                                 | 66                    | 67                     | -                                 | -                                   | -                                | 200               |
| Managerial and administrative .....  | 671  | 126   | 213                                 | 141                   | -                      | 60                                | -                                   | -                                | 131               |
| Sales .....  | 805  | 190   | 345                                 | -                     | -                      | 67                                | -                                   | 70                               | 133               |
| Clerical .....   | 5 027  | 2 545   | 939                                 | -                     | 133                    | -                                 | 521                                 | 257                              | 632               |
| Craftsmen and foremen .....  | 476  | 133   | 138                                 | -                     | -                      | 136                               | -                                   | -                                | 69                |
| Operatives, except transportation .....  | 8 643  | 3 057   | 2 336                               | 142                   | 394                    | 798                               | 197                                 | 453                              | 1 266             |
| Transport equipment operatives .....   | 63   | 63  | -                                   | -                     | -                      | -                                 | -                                   | -                                | -                 |
| Laborers, except farm .....  | 190  | -   | 67                                  | -                     | -                      | 63                                | -                                   | 61                               | -                 |
| Service workers, except private household .....  | 6 230  | 2 523   | 2 220                               | -                     | 255                    | 328                               | 192                                 | 69                               | 643               |
| Private household workers .....  | 3 657  | 908   | 2 028                               | 68                    | -                      | 140                               | 67                                  | -                                | 447               |
| Farmers and farm managers .....  | -  | -   | -                                   | -                     | -                      | -                                 | -                                   | -                                | -                 |
| Farm laborers and foremen .....  | -  | -   | -                                   | -                     | -                      | -                                 | -                                   | -                                | -                 |
| Not available .....  | -  | -   | -                                   | -                     | -                      | -                                 | -                                   | -                                | -                 |

<sup>1</sup> Persons 16 to 64 years, not in school.

Table 17a. Persons Not in the Labor Force Who Worked Within the Last 5 Years and Reason for Leaving Last Job: Negro

| Age and Sex<br>Family Status<br>Educational Attainment<br>Major Occupation Group of Last Regular Job | Total not in labor force, worked in last 5 years | Reason for leaving last job                               |                                     |                       |                        |                                   |                                     |                                  |                   |
|--|--|---|-------------------------------------|-----------------------|------------------------|-----------------------------------|-------------------------------------|----------------------------------|-------------------|
|  |  | Family responsibilities, school, or other personal reason | Poor health, illness, or disability | Retirement or old age | Economic reasons       |                                   |                                     | Unsatisfactory work arrangements | All other reasons |
|  |  |   |                                     |                       | Seasonal job completed | Slack work or business conditions | Temporary nonseasonal job completed |                                  |                   |
| <b>AGE AND SEX</b>   |  |   |                                     |                       |                        |                                   |                                     |                                  |                   |
| Total, 18 years and over   | 33 703   | 7 965   | 12 476                              | 2 309                 | 1 136                  | 2 026                             | 1 490                               | 1 140                            | 5 161             |
| Male, total  | 11 477   | 1 222   | 4 594                               | 1 312                 | 311                    | 769                               | 592                                 | 544                              | 2 133             |
| 16 to 21 years, total  | 2 154  | 913   | 135                                 | -                     | 244                    | 63                                | 182                                 | 187                              | 429               |
| 16 to 21 years, not in school  | 185  | -   | -                                   | -                     | -                      | -                                 | -                                   | 61                               | 124               |
| 22 to 34 years, total  | 2 632  | 308   | 693                                 | -                     | -                      | 283                               | 61                                  | 222                              | 1 065             |
| 22 to 34 years, veteran of Vietnam   | 490  | -   | -                                   | -                     | -                      | -                                 | -                                   | 98                               | 392               |
| 25 to 34 years   | 2 011  | 184   | 632                                 | -                     | -                      | 157                               | 61                                  | 98                               | 878               |
| 35 to 44 years   | 1 611  | -   | 1 034                               | -                     | 67                     | 160                               | 188                                 | -                                | 163               |
| 45 to 54 years   | 1 450  | -   | 1 094                               | -                     | -                      | 66                                | -                                   | -                                | 290               |
| 55 to 64 years   | 1 678  | -   | 1 004                               | 323                   | -                      | 147                               | 66                                  | 69                               | 69                |
| 65 years and over  | 1 952  | -   | 634                                 | 989                   | -                      | 50                                | 95                                  | 66                               | 118               |
| 40 to 64 years   | 3 899  | -   | 2 591                               | 323                   | -                      | 307                               | 160                                 | 69                               | 449               |
| Female, total  | 22 226   | 6 743   | 7 882                               | 997                   | 825                    | 1 257                             | 898                                 | 596                              | 3 028             |
| 16 to 21 years, total  | 3 984  | 1 955   | 307                                 | -                     | 375                    | 123                               | 244                                 | 121                              | 858               |
| 16 to 21 years, not in school  | 2 339  | 1 348   | 307                                 | -                     | 66                     | 63                                | 61                                  | 121                              | 374               |
| 22 to 34 years, total  | 6 479  | 2 988   | 1 455                               | -                     | 260                    | 466                               | 194                                 | 335                              | 779               |
| 22 to 34 years   | 4 888  | 2 013   | 1 208                               | -                     | 200                    | 466                               | 133                                 | 335                              | 533               |
| 25 to 34 years   | 3 770  | 1 210   | 1 424                               | -                     | 125                    | 133                               | 200                                 | 139                              | 539               |
| 35 to 44 years   | 2 783  | 327   | 1 479                               | -                     | 66                     | 199                               | 260                                 | -                                | 451               |
| 45 to 54 years   | 2 893  | 262   | 2 027                               | 135                   | -                      | 270                               | -                                   | -                                | 199               |
| 55 to 64 years   | 2 318  | -   | 1 188                               | 863                   | -                      | 66                                | -                                   | -                                | 202               |
| 65 years and over  | 2 318  | -   | 1 188                               | 863                   | -                      | 66                                | -                                   | -                                | 202               |
| 40 to 64 years   | 7 029  | 792   | 4 124                               | 135                   | 190                    | 468                               | 327                                 | 70                               | 923               |
| <b>FAMILY STATUS<sup>1</sup></b>   |  |   |                                     |                       |                        |                                   |                                     |                                  |                   |
| Male, total  | 6 349  | 90  | 3 674                               | 323                   | 67                     | 527                               | 315                                 | 289                              | 1 065             |
| Family head  | 3 146  | -   | 1 957                               | 259                   | 67                     | 130                               | 127                                 | 168                              | 439               |
| Family member  | 1 175  | 90  | 411                                 | 64                    | -                      | -                                 | -                                   | 121                              | 489               |
| Unrelated individual   | 2 028  | -   | 1 306                               | -                     | -                      | 397                               | 188                                 | -                                | 137               |
| Female, total  | 17 278   | 5 673   | 6 627                               | 135                   | 517                    | 997                               | 714                                 | 529                              | 2 086             |
| Family head  | 4 712  | 1 439   | 1 826                               | -                     | 127                    | 135                               | 130                                 | 202                              | 851               |
| No children under 18 years   | 470  | 66  | 266                                 | -                     | -                      | 69                                | -                                   | -                                | 69                |
| Children 6 to 17 years only  | 1 381  | 469   | 520                                 | -                     | 67                     | -                                 | 67                                  | -                                | 260               |
| Children under 6 years   | 2 860  | 904   | 1 041                               | -                     | 61                     | 67                                | 63                                  | 202                              | 522               |
| Wife of head   | 7 761  | 3 098   | 2 224                               | -                     | 202                    | 663                               | 386                                 | 206                              | 982               |
| No children under 18 years   | 2 211  | 470   | 933                                 | -                     | -                      | 271                               | 67                                  | 70                               | 401               |
| Children 6 to 17 years only  | 2 036  | 459   | 715                                 | -                     | 69                     | 200                               | 198                                 | 136                              | 260               |
| Children under 6 years   | 3 514  | 2 169   | 577                                 | -                     | 133                    | 193                               | 121                                 | -                                | 321               |
| Other family member  | 1 948  | 934   | 507                                 | -                     | -                      | 133                               | 132                                 | 121                              | 121               |
| Unrelated individual   | 2 856  | 201   | 2 069                               | 135                   | 187                    | 66                                | 67                                  | -                                | 132               |
| <b>EDUCATIONAL ATTAINMENT<sup>1</sup></b>  |  |   |                                     |                       |                        |                                   |                                     |                                  |                   |
| Male, total  | 6 349  | 90  | 3 674                               | 323                   | 67                     | 527                               | 315                                 | 289                              | 1 065             |
| Elementary: 7 years or less  | 1 917  | -   | 1 087                               | 259                   | -                      | 251                               | -                                   | 69                               | 251               |
| 8 years  | 539  | -   | 476                                 | -                     | -                      | -                                 | -                                   | -                                | 64                |
| High school: 1 to 3 years  | 1 482  | -   | 722                                 | -                     | -                      | 147                               | 160                                 | 159                              | 293               |
| 4 years  | 1 831  | 90  | 1 066                               | 63                    | 67                     | 129                               | 61                                  | 61                               | 294               |
| College: 1 year or more  | 581  | -   | 324                                 | -                     | -                      | -                                 | 94                                  | -                                | 163               |
| Female, total  | 17 278   | 5 673   | 6 627                               | 135                   | 517                    | 997                               | 714                                 | 529                              | 2 086             |
| Elementary: 7 years or less  | 1 783  | 133   | 1 252                               | -                     | -                      | 132                               | 67                                  | -                                | 199               |
| 8 years  | 1 047  | 263   | 524                                 | -                     | -                      | -                                 | -                                   | -                                | 259               |
| High school: 1 to 3 years  | 5 008  | 1 426   | 1 901                               | 68                    | 188                    | 267                               | 256                                 | 196                              | 706               |
| 4 years  | 7 085  | 2 950   | 2 360                               | -                     | 262                    | 531                               | 325                                 | 266                              | 390               |
| College: 1 year or more  | 2 355  | 901   | 590                                 | 66                    | 67                     | 67                                | 67                                  | 67                               | 532               |
| <b>MAJOR OCCUPATION GROUP<sup>1</sup></b>  |  |   |                                     |                       |                        |                                   |                                     |                                  |                   |
| Total, previously employed   | 23 627   | 5 763   | 10 301                              | 457                   | 583                    | 1 525                             | 1 029                               | 818                              | 3 151             |
| Professional and technical   | 816  | 327   | 197                                 | 66                    | -                      | -                                 | 94                                  | -                                | 132               |
| Managerial and administrative  | 494  | 66  | 135                                 | -                     | -                      | 94                                | -                                   | -                                | 199               |
| Sales  | 273  | -   | 136                                 | -                     | -                      | 67                                | -                                   | -                                | 70                |
| Clerical   | 3 632  | 1 528   | 745                                 | 63                    | 133                    | 127                               | 387                                 | 194                              | 456               |
| Craftsmen and foremen  | 1 203  | 224   | 636                                 | -                     | -                      | 198                               | -                                   | -                                | 146               |
| Operatives, except transportation  | 5 887  | 1 140   | 2 591                               | -                     | 259                    | 531                               | 224                                 | 266                              | 875               |
| Transport equipment operatives   | 942  | 63  | 518                                 | 132                   | -                      | 94                                | -                                   | -                                | 134               |
| Laborers, except farm  | 1 359  | -   | 783                                 | 127                   | -                      | 146                               | -                                   | 121                              | 181               |
| Service workers, except private household  | 6 035  | 1 887   | 2 505                               | -                     | 191                    | 199                               | 258                                 | 237                              | 758               |
| Private household workers  | 2 907  | 529   | 1 975                               | 68                    | -                      | 69                                | 67                                  | -                                | 199               |
| Farmers and farm managers  | -  | -   | -                                   | -                     | -                      | -                                 | -                                   | -                                | -                 |
| Farm laborers and foremen  | 80   | -   | 80                                  | -                     | -                      | -                                 | -                                   | -                                | -                 |
| Not available  | -  | -   | -                                   | -                     | -                      | -                                 | -                                   | -                                | -                 |

<sup>1</sup> Persons 16 to 64 years, not in school.

Table 17a. Persons Not in the Labor Force Who Worked Within the Last 5 Years and Reason for Leaving Last Job: Negro—Continued

Age and Sex  
 Family Status  
 Educational Attainment  
 Major Occupation Group of Last Regular Job

|   | Total not in labor force, worked in last 5 years | Reason for leaving last job                               |                                     |                       |                        |                                   |                                     |                                  |                   |
|---|--|---|-------------------------------------|-----------------------|------------------------|-----------------------------------|-------------------------------------|----------------------------------|-------------------|
|   |  | Family responsibilities, school, or other personal reason | Poor health, illness, or disability | Retirement or old age | Economic reasons       |                                   |                                     | Unsatisfactory work arrangements | All other reasons |
|   |  |   |                                     |                       | Seasonal job completed | Slack work or business conditions | Temporary nonseasonal job completed |                                  |                   |
| <b>MAJOR OCCUPATION GROUP<sup>1</sup>—Continued</b> |  |   |                                     |                       |                        |                                   |                                     |                                  |                   |
| Male, previously employed .....                     | 6 349  | 90  | 3 674                               | 323                   | 67                     | 527                               | 315                                 | 289                              | 1 065             |
| Professional and technical .....                    | 94   | -   | -                                   | -                     | -                      | -                                 | 94                                  | -                                | -                 |
| Managerial and administrative .....                 | 293  | -   | 64                                  | -                     | -                      | 94                                | -                                   | -                                | 136               |
| Sales .....   | -  | -   | -                                   | -                     | -                      | -                                 | -                                   | -                                | -                 |
| Clerical .....                                      | 539  | -   | 220                                 | 63                    | -                      | 127                               | 61                                  | -                                | 69                |
| Craftsmen and foremen .....                         | 932  | 90  | 636                                 | -                     | -                      | 129                               | -                                   | -                                | 77                |
| Operatives, except transportation .....             | 1 156  | -   | 771                                 | -                     | 67                     | -                                 | 94                                  | 61                               | 164               |
| Transport equipment operatives .....                | 879  | -   | 518                                 | 132                   | -                      | 94                                | -                                   | -                                | 134               |
| Laborers, except farm .....                         | 1 169  | -   | 717                                 | 127                   | -                      | 84                                | -                                   | 61                               | 181               |
| Service workers, except private household .....     | 1 208  | -   | 670                                 | -                     | -                      | -                                 | 66                                  | 168                              | 305               |
| Private household workers .....                     | -  | -   | -                                   | -                     | -                      | -                                 | -                                   | -                                | -                 |
| Farmers and farm managers .....                     | -  | -   | -                                   | -                     | -                      | -                                 | -                                   | -                                | -                 |
| Farm laborers and foremen .....                     | 80   | -   | 80                                  | -                     | -                      | -                                 | -                                   | -                                | -                 |
| Not available .....                                 | -  | -   | -                                   | -                     | -                      | -                                 | -                                   | -                                | -                 |
| Female, previously employed .....                   | 17 278   | 5 673   | 6 627                               | 135                   | 517                    | 997                               | 714                                 | 529                              | 2 086             |
| Professional and technical .....                    | 722  | 327   | 197                                 | 66                    | -                      | -                                 | -                                   | -                                | 132               |
| Managerial and administrative .....                 | 201  | 66  | 72                                  | -                     | -                      | -                                 | -                                   | -                                | 63                |
| Sales .....   | 273  | -   | 136                                 | -                     | -                      | 67                                | -                                   | -                                | 70                |
| Clerical .....                                      | 3 093  | 1 528   | 525                                 | -                     | 133                    | -                                 | 326                                 | 194                              | 387               |
| Craftsmen and foremen .....                         | 271  | 133   | -                                   | -                     | -                      | 69                                | -                                   | -                                | 69                |
| Operatives, except transportation .....             | 4 732  | 1 140   | 1 820                               | -                     | 193                    | 531                               | 130                                 | 206                              | 712               |
| Transport equipment operatives .....                | 63   | 63  | -                                   | -                     | -                      | -                                 | -                                   | -                                | -                 |
| Laborers, except farm .....                         | 190  | -   | 67                                  | -                     | -                      | 63                                | -                                   | 61                               | -                 |
| Service workers, except private household .....     | 4 826  | 1 887   | 1 835                               | -                     | 191                    | 199                               | 192                                 | 69                               | 453               |
| Private household workers .....                     | 2 907  | 529   | 1 975                               | 68                    | -                      | 69                                | 67                                  | -                                | 199               |
| Farmers and farm managers .....                     | -  | -   | -                                   | -                     | -                      | -                                 | -                                   | -                                | -                 |
| Farm laborers and foremen .....                     | -  | -   | -                                   | -                     | -                      | -                                 | -                                   | -                                | -                 |
| Not available .....                                 | -  | -   | -                                   | -                     | -                      | -                                 | -                                   | -                                | -                 |

<sup>1</sup> Persons 16 to 64 years, not in school.

Table 17b. Persons Not in the Labor Force Who Worked Within the Last 5 Years and Reason for Leaving Last Job: White

| Age and Sex<br>Family Status<br>Educational Attainment<br>Major Occupation Group of Last Regular Job | Total not in labor force, worked in last 5 years | Reason for leaving last job                               |                                     |                       |                        |                                   |                                     |                                  |                   |
|--|--|---|-------------------------------------|-----------------------|------------------------|-----------------------------------|-------------------------------------|----------------------------------|-------------------|
|  |  | Family responsibilities, school, or other personal reason | Poor health, illness, or disability | Retirement or old age | Economic reasons       |                                   |                                     | Unsatisfactory work arrangements | All other reasons |
|  |  |   |                                     |                       | Seasonal job completed | Slack work or business conditions | Temporary nonseasonal job completed |                                  |                   |
| <b>AGE AND SEX</b>   |  |   |                                     |                       |                        |                                   |                                     |                                  |                   |
| Total, 16 years and over .....   | 21 800   | 6 607   | 5 205                               | 3 009                 | 582                    | 1 030                             | 645                                 | 674                              | 4 049             |
| Male, total .....  | 9 628  | 1 913   | 2 855                               | 1 970                 | 190                    | 384                               | 198                                 | 288                              | 1 829             |
| 16 to 21 years, total .....  | 1 711  | 1 011   | 121                                 | -                     | 127                    | 49                                | 60                                  | 63                               | 279               |
| 16 to 21 years, not in school .....  | 60   | -   | 60                                  | -                     | -                      | -                                 | -                                   | -                                | -                 |
| 22 to 34 years, total .....  | 1 740  | 658   | 194                                 | -                     | -                      | 127                               | 64                                  | 84                               | 614               |
| 22 to 34 years, veteran of Vietnam .....   | 342  | 215   | -                                   | -                     | -                      | 67                                | -                                   | -                                | 60                |
| 25 to 34 years .....   | 988  | 343   | 131                                 | -                     | -                      | 67                                | 64                                  | 84                               | 300               |
| 35 to 44 years .....   | 1 015  | 88  | 349                                 | -                     | -                      | 64                                | 71                                  | 67                               | 448               |
| 45 to 54 years .....   | 1 223  | 89  | 852                                 | -                     | 64                     | 71                                | 74                                  | 74                               | 254               |
| 55 to 64 years .....   | 1 695  | 67  | 874                                 | 351                   | -                      | 72                                | -                                   | -                                | 161               |
| 65 years and over .....  | 2 243  | -   | 463                                 | 1 620                 | -                      | -                                 | -                                   | -                                | -                 |
| 40 to 64 years .....   | 3 180  | 156   | 1 924                               | 351                   | 64                     | 143                               | 74                                  | 74                               | 395               |
| Female, total .....  | 12 173   | 4 694   | 2 349                               | 1 038                 | 392                    | 647                               | 447                                 | 386                              | 2 220             |
| 16 to 21 years, total .....  | 2 425  | 1 169   | -                                   | -                     | 60                     | 184                               | 249                                 | 185                              | 578               |
| 16 to 21 years, not in school .....  | 862  | 429   | -                                   | -                     | -                      | -                                 | -                                   | 185                              | 248               |
| 22 to 34 years, total .....  | 3 719  | 1 999   | 257                                 | -                     | 260                    | 188                               | -                                   | -                                | 1 015             |
| 22 to 34 years, veteran of Vietnam .....   | 2 317  | 1 219   | 194                                 | -                     | 194                    | 127                               | -                                   | -                                | 583               |
| 25 to 34 years .....   | 1 784  | 775   | 571                                 | -                     | -                      | 133                               | 64                                  | 64                               | 178               |
| 35 to 44 years .....   | 1 223  | 343   | 466                                 | -                     | 71                     | 71                                | 67                                  | 70                               | 135               |
| 45 to 54 years .....   | 1 648  | 339   | 630                                 | 283                   | -                      | 71                                | 67                                  | 67                               | 191               |
| 55 to 64 years .....   | 1 374  | 69  | 425                                 | 755                   | -                      | -                                 | -                                   | -                                | 124               |
| 65 years and over .....  | 3 763  | 1 004   | 1 486                               | 283                   | 71                     | 208                               | 198                                 | 138                              | 376               |
| 40 to 64 years .....   |  |   |                                     |                       |                        |                                   |                                     |                                  |                   |
| <b>FAMILY STATUS<sup>1</sup></b>   |  |   |                                     |                       |                        |                                   |                                     |                                  |                   |
| Male, total .....  | 4 503  | 244   | 2 264                               | 351                   | 64                     | 267                               | 74                                  | 225                              | 1 015             |
| Family head .....  | 1 874  | 156   | 1 023                               | -                     | 64                     | 195                               | -                                   | 151                              | 286               |
| Family member .....  | 149  | -   | 60                                  | -                     | -                      | -                                 | -                                   | -                                | 88                |
| Unrelated individual .....   | 2 480  | 88  | 1 180                               | 351                   | -                      | 72                                | 74                                  | 74                               | 641               |
| Female, total .....  | 8 579  | 3 885   | 1 791                               | 283                   | 265                    | 462                               | 198                                 | 319                              | 1 375             |
| Family head .....  | 1 747  | 901   | 392                                 | 71                    | -                      | 71                                | 67                                  | 64                               | 181               |
| No children under 18 years .....   | 477  | 194   | 142                                 | 71                    | -                      | 71                                | -                                   | -                                | -                 |
| Children 6 to 17 years only .....  | 315  | 67  | 184                                 | -                     | -                      | -                                 | -                                   | -                                | 64                |
| Children under 6 years .....   | 955  | 639   | 67                                  | -                     | -                      | -                                 | 67                                  | 64                               | 118               |
| Wife of head .....   | 4 878  | 2 283   | 991                                 | 142                   | 265                    | 260                               | 64                                  | -                                | 874               |
| No children under 18 years .....   | 1 840  | 591   | 542                                 | 142                   | 201                    | -                                 | -                                   | -                                | 365               |
| Children 6 to 17 years only .....  | 526  | 67  | 131                                 | -                     | 64                     | 133                               | 64                                  | -                                | 67                |
| Children under 6 years .....   | 2 512  | 1 625   | 318                                 | -                     | -                      | 127                               | -                                   | -                                | 442               |
| Other family member .....  | 1 079  | 561   | 71                                  | -                     | -                      | 131                               | 67                                  | 124                              | 124               |
| Unrelated individual .....   | 876  | 141   | 338                                 | 70                    | -                      | -                                 | -                                   | 131                              | 196               |
| <b>EDUCATIONAL ATTAINMENT<sup>1</sup></b>  |  |   |                                     |                       |                        |                                   |                                     |                                  |                   |
| Male, total .....  | 4 503  | 244   | 2 264                               | 351                   | 64                     | 267                               | 74                                  | 225                              | 1 015             |
| Elementary: 7 years or less .....  | 1 231  | 89  | 730                                 | 93                    | -                      | 71                                | -                                   | 67                               | 181               |
| 8 years .....  | 281  | -   | 209                                 | -                     | -                      | 72                                | -                                   | -                                | -                 |
| High school: 1 to 3 years .....  | 1 308  | -   | 542                                 | 161                   | 64                     | 64                                | -                                   | 158                              | 320               |
| 4 years .....  | 1 161  | 155   | 639                                 | -                     | -                      | -                                 | 74                                  | -                                | 293               |
| College: 1 year or more .....  | 522  | -   | 144                                 | 96                    | -                      | 60                                | -                                   | -                                | 221               |
| Female, total .....  | 8 579  | 3 885   | 1 791                               | 283                   | 265                    | 462                               | 198                                 | 319                              | 1 375             |
| Elementary: 7 years or less .....  | 2 645  | 1 141   | 534                                 | 71                    | 134                    | 275                               | -                                   | 121                              | 368               |
| 8 years .....  | 1 180  | 404   | 272                                 | -                     | 67                     | 60                                | -                                   | -                                | 377               |
| High school: 1 to 3 years .....  | 1 726  | 885   | 329                                 | -                     | 64                     | 64                                | 131                                 | 64                               | 190               |
| 4 years .....  | 2 055  | 948   | 322                                 | 142                   | -                      | 64                                | 67                                  | 134                              | 379               |
| College: 1 year or more .....  | 973  | 507   | 335                                 | 70                    | -                      | -                                 | -                                   | -                                | 60                |
| <b>MAJOR OCCUPATION GROUP<sup>1</sup></b>  |  |   |                                     |                       |                        |                                   |                                     |                                  |                   |
| Total, previously employed .....   | 13 082   | 4 129   | 4 055                               | 634                   | 329                    | 730                               | 272                                 | 543                              | 2 390             |
| Professional and technical .....   | 219  | 64  | -                                   | -                     | -                      | -                                 | -                                   | -                                | 155               |
| Managerial and administrative .....  | 471  | 60  | 141                                 | 141                   | -                      | 60                                | -                                   | -                                | 67                |
| Sales .....  | 606  | 190   | 282                                 | -                     | -                      | -                                 | -                                   | 70                               | 64                |
| Clerical .....   | 2 182  | 831   | 744                                 | -                     | -                      | -                                 | 131                                 | 138                              | 339               |
| Craftsmen and foremen .....  | 639  | 67  | 332                                 | 89                    | -                      | 67                                | -                                   | 84                               | -                 |
| Operatives, except transportation .....  | 4 232  | 1 726   | 932                                 | 142                   | 201                    | 198                               | 67                                  | 185                              | 781               |
| Transport equipment operatives .....   | 438  | -   | 64                                  | -                     | -                      | 60                                | -                                   | -                                | 314               |
| Laborers, except farm .....  | 272  | -   | 138                                 | -                     | -                      | 71                                | -                                   | -                                | 63                |
| Service workers, except private household .....  | 3 273  | 813   | 1 369                               | 262                   | 127                    | 202                               | 74                                  | 67                               | 359               |
| Private household workers .....  | 750  | 378   | 53                                  | -                     | -                      | 71                                | -                                   | -                                | 248               |
| Farmers and farm managers .....  | -  | -   | -                                   | -                     | -                      | -                                 | -                                   | -                                | -                 |
| Farm laborers and foremen .....  | -  | -   | -                                   | -                     | -                      | -                                 | -                                   | -                                | -                 |
| Not available .....  | -  | -   | -                                   | -                     | -                      | -                                 | -                                   | -                                | -                 |

<sup>1</sup> Persons 16 to 64 years, not in school.

Table 17b. **Persons Not in the Labor Force Who Worked Within the Last 5 Years and Reason for Leaving Last Job: White** -Continued

Age and Sex  
Family Status  
Educational Attainment  
Major Occupation Group of Last Regular Job

|  | Total not in labor force, worked in last 5 years | Reason for leaving last job                               |                                     |                       |                        |                                   |                                     |                                  |                   |
|--|--|---|-------------------------------------|-----------------------|------------------------|-----------------------------------|-------------------------------------|----------------------------------|-------------------|
|  |  | Family responsibilities, school, or other personal reason | Poor health, illness, or disability | Retirement or old age | Economic reasons       |                                   |                                     | Unsatisfactory work arrangements | All other reasons |
|  |  |   |                                     |                       | Seasonal job completed | Slack work or business conditions | Temporary nonseasonal job completed |                                  |                   |
| <b>MAJOR OCCUPATION GROUP<sup>1</sup> -Continued</b> |  |   |                                     |                       |                        |                                   |                                     |                                  |                   |
| Male, previously employed .....                      | 4 503  | 244   | 2 264                               | 351                   | 64                     | 267                               | 74                                  | 225                              | 1 015             |
| Professional and technical .....                     | 88   | -   | -                                   | -                     | -                      | -                                 | -                                   | -                                | 88                |
| Managerial and administrative .....                  | -  | -   | -                                   | -                     | -                      | -                                 | -                                   | -                                | -                 |
| Sales .....  | 74   | -   | 74                                  | -                     | -                      | -                                 | -                                   | -                                | -                 |
| Clerical .....                                       | 497  | -   | 330                                 | -                     | -                      | -                                 | -                                   | 74                               | 93                |
| Craftsmen and foremen .....                          | 434  | 67  | 194                                 | 89                    | -                      | -                                 | -                                   | 84                               | -                 |
| Operatives, except transportation .....              | 770  | -   | 480                                 | -                     | -                      | 64                                | -                                   | -                                | 226               |
| Transport equipment operatives .....                 | 438  | -   | 64                                  | -                     | -                      | 60                                | -                                   | -                                | 314               |
| Laborers, except farm .....                          | 272  | -   | 138                                 | -                     | -                      | 71                                | -                                   | -                                | 63                |
| Service workers, except private household .....      | 1 929  | 177   | 984                                 | 262                   | 64                     | 72                                | 74                                  | 67                               | 229               |
| Private household workers .....                      | -  | -   | -                                   | -                     | -                      | -                                 | -                                   | -                                | -                 |
| Farmers and farm managers .....                      | -  | -   | -                                   | -                     | -                      | -                                 | -                                   | -                                | -                 |
| Farm laborers and foremen .....                      | -  | -   | -                                   | -                     | -                      | -                                 | -                                   | -                                | -                 |
| Not available .....                                  | -  | -   | -                                   | -                     | -                      | -                                 | -                                   | -                                | -                 |
| Female, previously employed .....                    | 8 579  | 3 885   | 1 791                               | 283                   | 265                    | 462                               | 198                                 | 319                              | 1 375             |
| Professional and technical .....                     | 131  | 64  | -                                   | -                     | -                      | -                                 | -                                   | -                                | 67                |
| Managerial and administrative .....                  | 471  | 60  | 141                                 | 141                   | -                      | 60                                | -                                   | -                                | 67                |
| Sales .....  | 532  | 190   | 208                                 | -                     | -                      | -                                 | -                                   | 70                               | 64                |
| Clerical .....                                       | 1 684  | 831   | 414                                 | -                     | -                      | -                                 | 131                                 | 64                               | 245               |
| Craftsmen and foremen .....                          | 205  | -   | 138                                 | -                     | -                      | 67                                | -                                   | -                                | -                 |
| Operatives, except transportation .....              | 3 462  | 1 726   | 452                                 | 142                   | 201                    | 134                               | 67                                  | 185                              | 554               |
| Transport equipment operatives .....                 | -  | -   | -                                   | -                     | -                      | -                                 | -                                   | -                                | -                 |
| Laborers, except farm .....                          | -  | -   | -                                   | -                     | -                      | -                                 | -                                   | -                                | -                 |
| Service workers, except private household .....      | 1 343  | 636   | 385                                 | -                     | 64                     | 130                               | -                                   | -                                | 130               |
| Private household workers .....                      | 750  | 378   | 53                                  | -                     | -                      | 71                                | -                                   | -                                | 248               |
| Farmers and farm managers .....                      | -  | -   | -                                   | -                     | -                      | -                                 | -                                   | -                                | -                 |
| Farm laborers and foremen .....                      | -  | -   | -                                   | -                     | -                      | -                                 | -                                   | -                                | -                 |
| Not available .....                                  | -  | -   | -                                   | -                     | -                      | -                                 | -                                   | -                                | -                 |

<sup>1</sup> Persons 16 to 64 years, not in school.

**Table 18. Persons Not in the Labor Force Who Worked Within the Last 12 Months and Reason for Leaving Last Job: All Races**

**Age and Sex  
Family Status  
Educational Attainment  
Major Occupation Group of Last Regular Job**

**AGE AND SEX**

|                                    | Total not in labor force, worked in last 12 months | Reason for leaving last job                               |                                     |                       |                                     |       |       |                                  |                   |
|------------------------------------|--|---|-------------------------------------|-----------------------|-------------------------------------|-------|-------|----------------------------------|-------------------|
|                                    |  | Family responsibilities, school, or other personal reason | Poor health, illness, or disability | Retirement or old age | Economic reasons                    |       |       | Unsatisfactory work arrangements | All other reasons |
| Seasonal job completed             | Slack work or business conditions                  |   |                                     |                       | Temporary nonseasonal job completed |       |       |                                  |                   |
| Total, 16 years and over           | 25 521   | 7 598   | 6 501                               | 908                   | 1 085                               | 2 008 | 1 152 | 1 061                            | 5 208             |
| Male, total                        | 10 857   | 2 385   | 3 298                               | 563                   | 378                                 | 685   | 445   | 545                              | 2 559             |
| 16 to 21 years, total              | 3 154  | 1 567   | 196                                 | -                     | 248                                 | 112   | 182   | 311                              | 539               |
| 16 to 21 years, not in school      | 185  | -   | -                                   | -                     | -                                   | -     | -     | 61                               | 124               |
| 22 to 34 years, total              | 2 745  | 662   | 576                                 | -                     | -                                   | 286   | -     | 98                               | 1 123             |
| 22 to 34 years, veteran of Vietnam | 709  | 151   | -                                   | -                     | -                                   | 67    | -     | 98                               | 392               |
| 25 to 34 years                     | 1 998  | 414   | 515                                 | -                     | -                                   | 161   | -     | 98                               | 809               |
| 35 to 44 years                     | 1 466  | 88  | 655                                 | -                     | 67                                  | 64    | 94    | 67                               | 432               |
| 45 to 54 years                     | 1 037  | -   | 700                                 | -                     | 64                                  | 66    | 74    | -                                | 133               |
| 55 to 64 years                     | 1 421  | 67  | 738                                 | 229                   | -                                   | 156   | -     | 69                               | 162               |
| 65 years and over                  | 1 034  | -   | 433                                 | 334                   | -                                   | -     | 95    | -                                | 171               |
| 40 to 64 years                     | 3 041  | 67  | 1 769                               | 229                   | 64                                  | 222   | 168   | 69                               | 452               |
| Female, total                      | 14 664   | 5 213   | 3 203                               | 345                   | 707                                 | 1 324 | 707   | 516                              | 2 649             |
| 16 to 21 years, total              | 3 911  | 1 854   | 186                                 | -                     | 182                                 | 247   | 184   | 245                              | 1 013             |
| 16 to 21 years, not in school      | 1 662  | 859   | 186                                 | -                     | -                                   | 63    | -     | 245                              | 309               |
| 22 to 34 years, total              | 4 970  | 2 501   | 588                                 | -                     | 454                                 | 400   | 61    | 133                              | 834               |
| 25 to 34 years                     | 3 497  | 1 580   | 588                                 | -                     | 394                                 | 400   | -     | 133                              | 402               |
| 35 to 44 years                     | 2 307  | 654   | 790                                 | -                     | -                                   | 199   | 197   | 67                               | 400               |
| 45 to 54 years                     | 1 731  | 204   | 787                                 | -                     | 71                                  | 269   | 199   | 70                               | 131               |
| 55 to 64 years                     | 1 087  | -   | 602                                 | 142                   | -                                   | 209   | 67    | -                                | 67                |
| 65 years and over                  | 659  | -   | 251                                 | 203                   | -                                   | -     | -     | -                                | 205               |
| 40 to 64 years                     | 3 754  | 401   | 1 728                               | 142                   | 71                                  | 544   | 330   | 137                              | 401               |

**FAMILY STATUS<sup>1</sup>**

|                             |        |       |       |     |     |       |     |     |       |
|-----------------------------|--------|-------|-------|-----|-----|-------|-----|-----|-------|
| Male, total                 | 5 217  | 246   | 2 540 | 229 | 130 | 443   | 168 | 295 | 1 167 |
| Family head                 | 2 147  | 67    | 1 120 | 63  | 130 | 130   | -   | 235 | 402   |
| Family member               | 605    | 90    | 146   | -   | -   | -     | -   | 61  | 308   |
| Unrelated individual        | 2 465  | 88    | 1 275 | 165 | -   | 313   | 168 | -   | 456   |
| Female, total               | 10 975 | 4 026 | 2 883 | 142 | 525 | 1 073 | 523 | 449 | 1 355 |
| Family head                 | 2 746  | 851   | 907   | -   | 127 | 206   | 67  | 67  | 520   |
| No children under 18 years  | 675    | 194   | 341   | -   | -   | 140   | -   | -   | -     |
| Children 6 to 17 years only | 777    | 133   | 381   | -   | 67  | -     | -   | -   | 197   |
| Children under 6 years      | 1 294  | 524   | 185   | -   | 61  | 67    | 67  | 67  | 323   |
| Wife of head                | 5 239  | 2 284 | 915   | 142 | 331 | 663   | 256 | 67  | 581   |
| No children under 18 years  | 1 326  | 387   | 325   | 142 | 134 | 204   | -   | -   | 133   |
| Children 6 to 17 years only | 1 380  | 261   | 264   | -   | 64  | 332   | 196 | 67  | 196   |
| Children under 6 years      | 2 533  | 1 636 | 327   | -   | 133 | 126   | 61  | -   | 251   |
| Other family member         | 1 725  | 755   | 258   | -   | -   | 204   | 200 | 185 | 124   |
| Unrelated individual        | 1 265  | 136   | 802   | -   | 67  | -     | -   | 131 | 130   |

**EDUCATIONAL ATTAINMENT<sup>1</sup>**

|                             |        |       |       |     |     |       |     |     |       |
|-----------------------------|--------|-------|-------|-----|-----|-------|-----|-----|-------|
| Male, total                 | 5 217  | 246   | 2 540 | 229 | 130 | 443   | 168 | 295 | 1 167 |
| Elementary: 7 years or less | 1 293  | -     | 654   | 156 | -   | 94    | -   | 136 | 253   |
| 8 years                     | 399    | -     | 263   | -   | -   | 72    | -   | -   | 64    |
| High school: 1 to 3 years   | 1 355  | -     | 635   | 72  | 64  | 147   | -   | 98  | 338   |
| 4 years                     | 1 540  | 246   | 595   | -   | 67  | 129   | 74  | 61  | 369   |
| College: 1 year or more     | 630    | -     | 394   | -   | -   | -     | 94  | -   | 142   |
| Female, total               | 10 975 | 4 026 | 2 883 | 142 | 525 | 1 073 | 523 | 449 | 1 355 |
| Elementary: 7 years or less | 1 843  | 706   | 404   | 71  | 134 | 407   | -   | 60  | 60    |
| 8 years                     | 596    | 60    | 333   | -   | -   | -     | -   | -   | 203   |
| High school: 1 to 3 years   | 2 386  | 762   | 717   | -   | 130 | 135   | 131 | 61  | 450   |
| 4 years                     | 4 512  | 1 854 | 1 094 | 71  | 127 | 464   | 326 | 261 | 315   |
| College: 1 year or more     | 1 638  | 643   | 335   | -   | 134 | 67    | 67  | 67  | 327   |

**MAJOR OCCUPATION GROUP<sup>1</sup>**

|   |        |       |       |     |     |       |     |     |       |
|---|--------|-------|-------|-----|-----|-------|-----|-----|-------|
| Total, previously employed                | 16 193 | 4 272 | 5 423 | 370 | 656 | 1 516 | 691 | 744 | 2 521 |
| Professional and technical                | 418    | 257   | -     | -   | 67  | -     | 94  | -   | 266   |
| Managerial and administrative             | 537    | 66    | 134   | 71  | -   | -     | -   | 70  | 70    |
| Sales                                     | 488    | -     | 348   | -   | -   | -     | -   | 191 | 514   |
| Clerical                                  | 3 212  | 1 206 | 844   | -   | 67  | -     | 390 | -   | -     |
| Craftsmen and foremen                     | 781    | 158   | 358   | -   | -   | 265   | -   | -   | 843   |
| Operatives, except transportation         | 4 380  | 1 265 | 947   | 71  | 328 | 732   | 67  | 127 | 358   |
| Transport equipment operatives            | 855    | 63    | 341   | -   | -   | 94    | -   | 121 | 90    |
| Laborers, except farm                     | 754    | -     | 333   | 63  | -   | 146   | -   | 235 | 380   |
| Service workers, except private household | 3 835  | 1 066 | 1 517 | 165 | 194 | 139   | 140 | -   | -     |
| Private household workers                 | 780    | 191   | 449   | -   | -   | -     | -   | -   | -     |
| Farmers and farm managers                 | -      | -     | -     | -   | -   | -     | -   | -   | -     |
| Farm laborers and foremen                 | 152    | -     | 152   | -   | -   | -     | -   | -   | -     |
| Not available                             | -      | -     | -     | -   | -   | -     | -   | -   | -     |

<sup>1</sup> Persons 16 to 64 years, not in school.

Table 18. **Persons Not in the Labor Force Who Worked Within the Last 12 Months and Reason for Leaving Last Job: All Races—Continued**

| Age and Sex<br>Family Status<br>Educational Attainment<br>Major Occupation Group of Last Regular Job | Total<br>not in<br>labor<br>force,<br>worked<br>in last<br>12 months | Reason for leaving last job   |  |                          |                              |  |  |  |                         |
|--|--|---|--|--------------------------|------------------------------|--|--|--|-------------------------|
|  |  | Family<br>responsi-<br>bilities,<br>school,<br>or other<br>personal<br>reason | Poor<br>health,<br>illness, or<br>disability | Retirement<br>or old age | Economic reasons             |  |  | Unsatis-<br>factory<br>work<br>arrange-<br>ments | All<br>other<br>reasons |
|  |  |   |  |                          | Seasonal<br>job<br>completed | Slack<br>work or<br>business<br>conditions | Temporary<br>nonseasonal<br>job<br>completed |  |                         |
| <b>MAJOR OCCUPATION GROUP<sup>1</sup>—Continued</b>  |  |   |  |                          |                              |  |  |  |                         |
| Male, previously employed .....  | 5 217  | 246   | 2 540  | 229                      | 130                          | 443  | 168  | 295  | 1 167                   |
| Professional and technical .....   | 94   | -   | -  | -                        | -                            | -  | 94   | -  | -                       |
| Managerial and administrative .....  | 199  | -   | 64   | -                        | -                            | -  | -  | -  | 136                     |
| Sales .....  | 74   | -   | 74   | -                        | -                            | -  | -  | -  | -                       |
| Clerical .....   | 388  | -   | 319  | -                        | -                            | -  | -  | -  | 69                      |
| Craftsmen and foremen .....  | 574  | 158   | 287  | -                        | -                            | 129  | -  | -  | -                       |
| Operatives, except transportation .....  | 887  | -   | 366  | -                        | 67                           | 64   | -  | -  | 390                     |
| Transport equipment operatives .....   | 792  | -   | 341  | -                        | -                            | 94   | -  | -  | 358                     |
| Laborers, except farm .....  | 564  | -   | 267  | 63                       | -                            | 84   | -  | 61   | 90                      |
| Service workers, except private household .....  | 1 492  | 88  | 670  | 165                      | 64                           | 72   | 74   | 235  | 124                     |
| Private household workers .....  | -  | -   | -  | -                        | -                            | -  | -  | -  | -                       |
| Farmers and farm managers .....  | -  | -   | -  | -                        | -                            | -  | -  | -  | -                       |
| Farm laborers and foremen .....  | 152  | -   | 152  | -                        | -                            | -  | -  | -  | -                       |
| Not available .....  | -  | -   | -  | -                        | -                            | -  | -  | -  | -                       |
| Female, previously employed .....  | 10 975   | 4 026   | 2 883  | 142                      | 525                          | 1 073                                      | 523  | 449  | 1 355                   |
| Professional and technical .....   | 324  | 257   | -  | -                        | 67                           | -  | -  | -  | -                       |
| Managerial and administrative .....  | 338  | 66  | 71   | 71                       | -                            | -  | -  | -  | 131                     |
| Sales .....  | 414  | -   | 274  | -                        | -                            | -  | -  | 70   | 70                      |
| Clerical .....   | 2 824  | 1 206   | 525  | -                        | 67                           | -  | 390  | 191  | 445                     |
| Craftsmen and foremen .....  | 207  | -   | 71   | -                        | -                            | 136  | -  | -  | -                       |
| Operatives, except transportation .....  | 3 493  | 1 265   | 580  | 71                       | 262                          | 668  | 67   | 127  | 453                     |
| Transport equipment operatives .....   | 63   | 63  | -  | -                        | -                            | -  | -  | -  | -                       |
| Laborers, except farm .....  | 190  | -   | 67   | -                        | -                            | 63   | -  | 61   | -                       |
| Service workers, except private household .....  | 2 343  | 978   | 847  | -                        | 130                          | 66   | 66   | -  | 256                     |
| Private household workers .....  | 780  | 191   | 449  | -                        | -                            | 140  | -  | -  | -                       |
| Farmers and farm managers .....  | -  | -   | -  | -                        | -                            | -  | -  | -  | -                       |
| Farm laborers and foremen .....  | -  | -   | -  | -                        | -                            | -  | -  | -  | -                       |
| Not available .....  | -  | -   | -  | -                        | -                            | -  | -  | -  | -                       |

<sup>1</sup> Persons 16 to 64 years, not in school.



Table 18a. Persons Not in the Labor Force Who Worked Within the Last 12 Months and Reason for Leaving Last Job: Negro

| Age and Sex<br>Family Status<br>Educational Attainment<br>Major Occupation Group of Last Regular Job <sup>1</sup> | Total not in labor force, worked in last 12 months | Reason for leaving last job                               |                                     |                       |                        |                                   |                                     |                                  |                   |
|---|--|---|-------------------------------------|-----------------------|------------------------|-----------------------------------|-------------------------------------|----------------------------------|-------------------|
|   |  | Family responsibilities, school, or other personal reason | Poor health, illness, or disability | Retirement or old age | Economic reasons       |                                   |                                     | Unsatisfactory work arrangements | All other reasons |
|   |  |   |                                     |                       | Seasonal job completed | Slack work or business conditions | Temporary nonseasonal job completed |                                  |                   |
| <b>AGE AND SEX</b>  |  |   |                                     |                       |                        |                                   |                                     |                                  |                   |
| Total, 16 years and over .....  | 14 183   | 3 679   | 4 058                               | 263                   | 630                    | 1 292                             | 756                                 | 609                              | 2 898             |
| Male, total .....   | 5 897  | 883   | 1 979                               | 263                   | 188                    | 432                               | 371                                 | 355                              | 1 427             |
| 16 to 21 years, total .....   | 1 727  | 732   | 135                                 | -                     | 121                    | 63                                | 182                                 | 187                              | 308               |
| 16 to 21 years, not in school .....   | 185  | -   | -                                   | -                     | -                      | -                                 | -                                   | 61                               | 124               |
| 22 to 34 years, total .....   | 1 614  | 151   | 509                                 | -                     | -                      | 220                               | -                                   | 98                               | 637               |
| 22 to 34 years, veteran of Vietnam .....  | 490  | -   | -                                   | -                     | -                      | -                                 | -                                   | 98                               | 392               |
| 25 to 34 years .....  | 1 244  | 90  | 448                                 | -                     | -                      | 94                                | -                                   | 98                               | 513               |
| 35 to 44 years .....  | 713  | -   | 390                                 | -                     | 67                     | -                                 | 94                                  | -                                | 163               |
| 45 to 54 years .....  | 611  | -   | 412                                 | -                     | -                      | 66                                | -                                   | -                                | 133               |
| 55 to 64 years .....  | 641  | -   | 356                                 | 63                    | -                      | 84                                | -                                   | 69                               | 69                |
| 65 years and over .....   | 590  | -   | 177                                 | 200                   | -                      | -                                 | 95                                  | -                                | 118               |
| 40 to 64 years .....  | 1 572  | -   | 903                                 | 63                    | -                      | 150                               | 94                                  | 69                               | 292               |
| Female, total .....   | 8 286  | 2 797   | 2 079                               | -                     | 442                    | 859                               | 386                                 | 254                              | 1 469             |
| 16 to 21 years, total .....   | 2 136  | 979   | 186                                 | -                     | 182                    | 123                               | 61                                  | 121                              | 484               |
| 16 to 21 years, not in school .....   | 1 044  | 614   | 186                                 | -                     | -                      | 63                                | -                                   | 121                              | 61                |
| 22 to 34 years, total .....   | 3 183  | 1 419   | 460                                 | -                     | 260                    | 400                               | 61                                  | 133                              | 450               |
| 22 to 34 years, veteran of Vietnam .....  | 2 266  | 807   | 460                                 | -                     | 200                    | 400                               | -                                   | 133                              | 266               |
| 25 to 34 years .....  | 1 275  | 333   | 473                                 | -                     | -                      | -                                 | 133                                 | -                                | 336               |
| 35 to 44 years .....  | 963  | 66  | 504                                 | -                     | -                      | 199                               | 131                                 | -                                | 63                |
| 45 to 54 years .....  | 464  | -   | 326                                 | -                     | -                      | 138                               | -                                   | -                                | -                 |
| 55 to 64 years .....  | 265  | -   | 130                                 | -                     | -                      | -                                 | -                                   | -                                | 135               |
| 40 to 64 years .....  | 1 899  | 132   | 1 033                               | -                     | -                      | 336                               | 131                                 | -                                | 266               |
| <b>FAMILY STATUS<sup>1</sup></b>  |  |   |                                     |                       |                        |                                   |                                     |                                  |                   |
| Male, total .....   | 3 171  | 90  | 1 606                               | 63                    | 67                     | 307                               | 94                                  | 228                              | 717               |
| Family head .....   | 1 371  | -   | 735                                 | 63                    | 67                     | 66                                | -                                   | 168                              | 272               |
| Family member .....   | 605  | 90  | 146                                 | -                     | -                      | -                                 | -                                   | 61                               | 308               |
| Unrelated individual .....  | 1 196  | -   | 725                                 | -                     | -                      | 240                               | 94                                  | -                                | 137               |
| Female, total .....   | 6 675  | 2 371   | 1 949                               | -                     | 260                    | 732                               | 325                                 | 254                              | 783               |
| Family head .....   | 1 887  | 463   | 639                                 | -                     | 127                    | 135                               | -                                   | 67                               | 456               |
| No children under 18 years .....  | 269  | -   | 200                                 | -                     | -                      | 69                                | -                                   | -                                | -                 |
| Children 6 to 17 years only .....   | 586  | 133   | 253                                 | -                     | 67                     | -                                 | -                                   | -                                | 133               |
| Children under 6 years .....  | 1 032  | 330   | 185                                 | -                     | 61                     | 67                                | -                                   | 67                               | 323               |
| Wife of head .....  | 2 910  | 1 202   | 526                                 | -                     | 133                    | 463                               | 193                                 | 67                               | 327               |
| No children under 18 years .....  | 470  | 129   | 67                                  | -                     | -                      | 204                               | -                                   | -                                | 70                |
| Children 6 to 17 years only .....   | 919  | 194   | 196                                 | -                     | -                      | 133                               | 132                                 | 67                               | 196               |
| Children under 6 years .....  | 1 522  | 679   | 263                                 | -                     | 133                    | 126                               | 61                                  | -                                | 61                |
| Other family member .....   | 1 080  | 570   | 123                                 | -                     | -                      | 133                               | 132                                 | 121                              | -                 |
| Unrelated individual .....  | 797  | 136   | 661                                 | -                     | -                      | -                                 | -                                   | -                                | -                 |
| <b>EDUCATIONAL ATTAINMENT<sup>1</sup></b>   |  |   |                                     |                       |                        |                                   |                                     |                                  |                   |
| Male, total .....   | 3 171  | 90  | 1 606                               | 63                    | 67                     | 307                               | 94                                  | 228                              | 717               |
| Elementary: 7 years or less .....   | 742  | -   | 356                                 | 63                    | -                      | 94                                | -                                   | 69                               | 160               |
| 8 years .....   | 259  | -   | 196                                 | -                     | -                      | -                                 | -                                   | -                                | 64                |
| High school: 1 to 3 years .....   | 687  | -   | 302                                 | -                     | -                      | 84                                | -                                   | 98                               | 203               |
| 4 years .....   | 992  | 90  | 428                                 | -                     | 67                     | 129                               | -                                   | 61                               | 218               |
| College: 1 year or more .....   | 491  | -   | 324                                 | -                     | -                      | -                                 | 94                                  | -                                | 73                |
| Female, total .....   | 6 675  | 2 371   | 1 949                               | -                     | 260                    | 732                               | 325                                 | 254                              | 783               |
| Elementary: 7 years or less .....   | 330  | 67  | 131                                 | -                     | -                      | 132                               | -                                   | -                                | -                 |
| 8 years .....   | 262  | -   | 195                                 | -                     | -                      | -                                 | -                                   | -                                | 67                |
| High school: 1 to 3 years .....   | 1 619  | 450   | 583                                 | -                     | 67                     | 135                               | -                                   | 61                               | 323               |
| 4 years .....   | 3 413  | 1 468   | 907                                 | -                     | 127                    | 398                               | 258                                 | 127                              | 127               |
| College: 1 year or more .....   | 1 051  | 385   | 133                                 | -                     | 67                     | 67                                | 67                                  | 67                               | 266               |
| <b>MAJOR OCCUPATION GROUP<sup>1</sup></b>   |  |   |                                     |                       |                        |                                   |                                     |                                  |                   |
| Total, previously employed .....  | 9 846  | 2 461   | 3 555                               | 63                    | 327                    | 1 039                             | 419                                 | 482                              | 1 500             |
| Professional and technical .....  | 288  | 194   | -                                   | -                     | -                      | -                                 | 94                                  | -                                | -                 |
| Managerial and administrative .....   | 328  | 66  | 64                                  | -                     | -                      | -                                 | -                                   | -                                | 199               |
| Sales .....   | 206  | -   | 136                                 | -                     | -                      | -                                 | -                                   | -                                | 70                |
| Clerical .....  | 2 086  | 824   | 480                                 | -                     | 67                     | -                                 | 259                                 | 127                              | 329               |
| Craftsmen and foremen .....   | 512  | 90  | 224                                 | -                     | -                      | 198                               | -                                   | -                                | -                 |
| Operatives, except transportation .....   | 2 334  | 508   | 614                                 | -                     | 194                    | 531                               | -                                   | 67                               | 420               |
| Transport equipment operatives .....  | 568  | 63  | 277                                 | -                     | -                      | 94                                | -                                   | -                                | 134               |
| Laborers, except farm .....   | 687  | -   | 266                                 | 63                    | -                      | 146                               | -                                   | 121                              | 90                |
| Service workers, except private household .....   | 2 231  | 656   | 1 018                               | -                     | 67                     | -                                 | 66                                  | 168                              | 257               |
| Private household workers .....   | 525  | 61  | 396                                 | -                     | -                      | 69                                | -                                   | -                                | -                 |
| Farmers and farm managers .....   | -  | -   | -                                   | -                     | -                      | -                                 | -                                   | -                                | -                 |
| Farm laborers and foremen .....   | 80   | -   | 80                                  | -                     | -                      | -                                 | -                                   | -                                | -                 |
| Not available .....   | -  | -   | -                                   | -                     | -                      | -                                 | -                                   | -                                | -                 |

<sup>1</sup> Persons 16 to 64 years, not in school.

Table 18a. Persons Not in the Labor Force Who Worked Within the Last 12 Months and Reason for Leaving Last Job: Negro—Continued

Age and Sex  
Family Status  
Educational Attainment  
Major Occupation Group of Last Regular Job

|   | Total not in labor force, worked in last 12 months | Reason for leaving last job                               |                                     |                       |                        |                                   |                                     |                                  |                   |
|---|--|---|-------------------------------------|-----------------------|------------------------|-----------------------------------|-------------------------------------|----------------------------------|-------------------|
|   |  | Family responsibilities, school, or other personal reason | Poor health, illness, or disability | Retirement or old age | Economic reasons       |                                   |                                     | Unsatisfactory work arrangements | All other reasons |
|   |  |   |                                     |                       | Seasonal job completed | Slack work or business conditions | Temporary nonseasonal job completed |                                  |                   |
| <b>MAJOR OCCUPATION GROUP<sup>1</sup>—Continued</b> |  |   |                                     |                       |                        |                                   |                                     |                                  |                   |
| Male, previously employed .....                     | 3 171  | 90  | 1 606                               | 63                    | 67                     | 307                               | 94                                  | 228                              | 737               |
| Professional and technical .....                    | 94   | -   | -                                   | -                     | -                      | -                                 | 94                                  | -                                | -                 |
| Managerial and administrative .....                 | 199  | -   | 64                                  | -                     | -                      | -                                 | -                                   | -                                | 136               |
| Sales .....   | -  | -   | -                                   | -                     | -                      | -                                 | -                                   | -                                | -                 |
| Clerical .....                                      | 225  | -   | 156                                 | -                     | -                      | -                                 | -                                   | -                                | 69                |
| Craftsmen and foremen .....                         | 443  | 90  | 224                                 | -                     | -                      | 129                               | -                                   | -                                | -                 |
| Operatives, except transportation .....             | 462  | -   | 232                                 | -                     | 67                     | -                                 | -                                   | -                                | 164               |
| Transport equipment operatives .....                | 505  | -   | 277                                 | -                     | -                      | 94                                | -                                   | -                                | 134               |
| Laborers, except farm .....                         | 497  | -   | 200                                 | 63                    | -                      | 84                                | -                                   | 61                               | 90                |
| Service workers, except private household .....     | 665  | -   | 373                                 | -                     | -                      | -                                 | -                                   | 168                              | 124               |
| Private household workers .....                     | -  | -   | -                                   | -                     | -                      | -                                 | -                                   | -                                | -                 |
| Farmers and farm managers .....                     | -  | -   | -                                   | -                     | -                      | -                                 | -                                   | -                                | -                 |
| Farm laborers and foremen .....                     | 80   | -   | 80                                  | -                     | -                      | -                                 | -                                   | -                                | -                 |
| Not available .....                                 | -  | -   | -                                   | -                     | -                      | -                                 | -                                   | -                                | -                 |
| Female, previously employed .....                   | 6 675  | 2 371   | 1 949                               | -                     | 260                    | 732                               | 325                                 | 254                              | 783               |
| Professional and technical .....                    | 194  | 194   | -                                   | -                     | -                      | -                                 | -                                   | -                                | -                 |
| Managerial and administrative .....                 | 129  | 66  | -                                   | -                     | -                      | -                                 | -                                   | -                                | 63                |
| Sales .....   | 206  | -   | 136                                 | -                     | -                      | -                                 | -                                   | -                                | 70                |
| Clerical .....                                      | 1 861  | 824   | 323                                 | -                     | 67                     | -                                 | 259                                 | 127                              | 260               |
| Craftsmen and foremen .....                         | 69   | -   | -                                   | -                     | -                      | 69                                | -                                   | -                                | -                 |
| Operatives, except transportation .....             | 1 872  | 508   | 382                                 | -                     | 127                    | 531                               | -                                   | 67                               | 257               |
| Transport equipment operatives .....                | 63   | 63  | -                                   | -                     | -                      | -                                 | -                                   | -                                | -                 |
| Laborers, except farm .....                         | 190  | -   | 67                                  | -                     | -                      | 63                                | -                                   | 61                               | -                 |
| Service workers, except private household .....     | 1 567  | 656   | 645                                 | -                     | 67                     | -                                 | 66                                  | -                                | 133               |
| Private household workers .....                     | 525  | 61  | 396                                 | -                     | -                      | 69                                | -                                   | -                                | -                 |
| Farmers and farm managers .....                     | -  | -   | -                                   | -                     | -                      | -                                 | -                                   | -                                | -                 |
| Farm laborers and foremen .....                     | -  | -   | -                                   | -                     | -                      | -                                 | -                                   | -                                | -                 |
| Not available .....                                 | -  | -   | -                                   | -                     | -                      | -                                 | -                                   | -                                | -                 |

<sup>1</sup> Persons 16 to 64 years, not in school.

Table 18b. Persons Not in the Labor Force Who Worked Within the Last 12 Months and Reason for Leaving Last Job: White

| Age and Sex<br>Family Status<br>Educational Attainment<br>Major Occupation Group of Last Regular Job | Total not in labor force, worked in last 12 months | Reason for leaving last job                               |                                     |                       |                        |                                   |                                     |                                  |                   |
|--|--|---|-------------------------------------|-----------------------|------------------------|-----------------------------------|-------------------------------------|----------------------------------|-------------------|
|  |  | Family responsibilities, school, or other personal reason | Poor health, illness, or disability | Retirement or old age | Economic reasons       |                                   |                                     | Unsatisfactory work arrangements | All other reasons |
|  |  |   |                                     |                       | Seasonal job completed | Slack work or business conditions | Temporary nonseasonal job completed |                                  |                   |
| <b>AGE AND SEX</b>   |  |   |                                     |                       |                        |                                   |                                     |                                  |                   |
| Total, 16 years and over   | 10 271   | 3 525   | 2 241                               | 579                   | 388                    | 651                               | 395                                 | 325                              | 2 167             |
| Male, total  | 4 609  | 1 434   | 1 247                               | 234                   | 190                    | 252                               | 74                                  | 130                              | 1 048             |
| 16 to 21 years, total  | 1 366  | 836   | 60                                  | -                     | 127                    | 49                                | -                                   | 63                               | 231               |
| 16 to 21 years, not in school  | -  | -   | -                                   | -                     | -                      | -                                 | -                                   | -                                | -                 |
| 22 to 34 years, total  | 979  | 443   | 67                                  | -                     | -                      | 67                                | -                                   | -                                | 402               |
| 22 to 34 years, veteran of Vietnam   | 218  | 151   | -                                   | -                     | -                      | 67                                | -                                   | -                                | -                 |
| 25 to 34 years   | 602  | 256   | 67                                  | -                     | -                      | 67                                | -                                   | -                                | 212               |
| 35 to 44 years   | 753  | 88  | 265                                 | -                     | -                      | 64                                | -                                   | 67                               | 269               |
| 45 to 54 years   | 354  | -   | 216                                 | -                     | 64                     | -                                 | 74                                  | -                                | -                 |
| 55 to 64 years   | 780  | 67  | 382                                 | 165                   | -                      | 72                                | -                                   | -                                | 93                |
| 65 years and over  | 377  | -   | 256                                 | 68                    | -                      | -                                 | -                                   | -                                | 54                |
| 40 to 64 years   | 1 397  | 67  | 794                                 | 165                   | 64                     | 72                                | 74                                  | -                                | 160               |
| Female, total  | 5 662  | 2 091   | 994                                 | 345                   | 198                    | 398                               | 322                                 | 195                              | 1 119             |
| 16 to 21 years, total  | 1 714  | 875   | -                                   | -                     | -                      | 124                               | 123                                 | 124                              | 468               |
| 16 to 21 years, not in school  | 557  | 245   | -                                   | -                     | -                      | -                                 | -                                   | 124                              | 188               |
| 22 to 34 years, total  | 1 402  | 827   | 64                                  | -                     | 127                    | -                                 | -                                   | -                                | 383               |
| 25 to 34 years   | 906  | 579   | 64                                  | -                     | 127                    | -                                 | -                                   | -                                | 136               |
| 35 to 44 years   | 899  | 321   | 317                                 | -                     | -                      | 133                               | 64                                  | -                                | 64                |
| 45 to 54 years   | 697  | 67  | 283                                 | -                     | 71                     | 71                                | 67                                  | 70                               | 67                |
| 55 to 64 years   | 623  | -   | 276                                 | 142                   | -                      | 71                                | 67                                  | -                                | 67                |
| 65 years and over  | 328  | -   | 55                                  | 203                   | -                      | -                                 | -                                   | -                                | 69                |
| 40 to 64 years   | 1 716  | 198   | 695                                 | 142                   | 71                     | 208                               | 198                                 | 70                               | 135               |
| <b>FAMILY STATUS<sup>1</sup></b>   |  |   |                                     |                       |                        |                                   |                                     |                                  |                   |
| Male, total  | 1 973  | 155   | 862                                 | 165                   | 64                     | 136                               | 74                                  | 67                               | 450               |
| Family head  | 777  | 67  | 385                                 | -                     | 64                     | 64                                | -                                   | 67                               | 131               |
| Family member  | -  | -   | -                                   | -                     | -                      | -                                 | -                                   | -                                | -                 |
| Unrelated individual   | 1 196  | 88  | 477                                 | 165                   | -                      | 72                                | 74                                  | -                                | 319               |
| Female, total  | 3 849  | 1 461   | 870                                 | 142                   | 198                    | 275                               | 198                                 | 195                              | 511               |
| Family head  | 859  | 388   | 269                                 | -                     | -                      | 71                                | 67                                  | -                                | 64                |
| No children under 18 years   | 407  | 194   | 142                                 | -                     | -                      | 71                                | -                                   | -                                | -                 |
| Children 6 to 17 years only  | 191  | -   | 127                                 | -                     | -                      | -                                 | -                                   | -                                | 64                |
| Children under 6 years   | 262  | 194   | -                                   | -                     | -                      | -                                 | 67                                  | -                                | -                 |
| Wife of head   | 2 068  | 888   | 389                                 | 142                   | 198                    | 133                               | 64                                  | -                                | 254               |
| No children under 18 years   | 789  | 191   | 258                                 | 142                   | 134                    | -                                 | -                                   | -                                | 64                |
| Children 6 to 17 years only  | 395  | 67  | 67                                  | -                     | 64                     | 133                               | 64                                  | -                                | 191               |
| Children under 6 years   | 884  | 630   | 64                                  | -                     | -                      | -                                 | -                                   | -                                | -                 |
| Other family member  | 521  | 185   | 71                                  | -                     | -                      | 71                                | 67                                  | 64                               | 64                |
| Unrelated individual   | 401  | -   | 141                                 | -                     | -                      | -                                 | -                                   | 131                              | 130               |
| <b>EDUCATIONAL ATTAINMENT<sup>1</sup></b>  |  |   |                                     |                       |                        |                                   |                                     |                                  |                   |
| Male, total  | 1 973  | 155   | 862                                 | 165                   | 64                     | 136                               | 74                                  | 67                               | 450               |
| Elementary: 7 years or less  | 551  | -   | 298                                 | 93                    | -                      | -                                 | -                                   | 67                               | 93                |
| 8 years  | 139  | -   | 67                                  | -                     | -                      | 72                                | -                                   | -                                | -                 |
| High school: 1 to 3 years  | 596  | -   | 261                                 | 72                    | 64                     | 64                                | -                                   | -                                | 135               |
| 4 years  | 548  | 155   | 167                                 | -                     | -                      | -                                 | 74                                  | -                                | 152               |
| College: 1 year or more  | 139  | -   | 70                                  | -                     | -                      | -                                 | -                                   | -                                | 70                |
| Female, total  | 3 849  | 1 461   | 870                                 | 142                   | 198                    | 275                               | 198                                 | 195                              | 511               |
| Elementary: 7 years or less  | 1 513  | 640   | 273                                 | 71                    | 134                    | 275                               | -                                   | 60                               | 60                |
| 8 years  | 334  | 60  | 137                                 | -                     | -                      | -                                 | -                                   | -                                | 136               |
| High school: 1 to 3 years  | 767  | 312   | 134                                 | -                     | 64                     | -                                 | 131                                 | -                                | 126               |
| 4 years  | 966  | 319   | 188                                 | 71                    | -                      | -                                 | 67                                  | 134                              | 188               |
| College: 1 year or more  | 268  | 131   | 138                                 | -                     | -                      | -                                 | -                                   | -                                | -                 |
| <b>MAJOR OCCUPATION GROUP<sup>1</sup></b>  |  |   |                                     |                       |                        |                                   |                                     |                                  |                   |
| Total, previously employed   | 5 822  | 1 617   | 1 732                               | 307                   | 262                    | 411                               | 272                                 | 261                              | 961               |
| Professional and technical   | -  | -   | -                                   | -                     | -                      | -                                 | -                                   | -                                | -                 |
| Managerial and administrative  | 209  | -   | 71                                  | 71                    | -                      | -                                 | -                                   | -                                | 67                |
| Sales  | 282  | -   | 211                                 | -                     | -                      | -                                 | -                                   | 70                               | -                 |
| Clerical   | 1 059  | 315   | 364                                 | -                     | -                      | -                                 | 131                                 | 64                               | 185               |
| Craftsmen and foremen  | 269  | 67  | 134                                 | -                     | -                      | 67                                | -                                   | -                                | -                 |
| Operatives, except transportation  | 1 853  | 694   | 269                                 | 71                    | 134                    | 134                               | 67                                  | 60                               | 423               |
| Transport equipment operatives   | 287  | -   | 67                                  | -                     | -                      | -                                 | -                                   | -                                | 223               |
| Laborers, except farm  | 67   | -   | 67                                  | -                     | -                      | -                                 | -                                   | -                                | -                 |
| Service workers, except private household  | 1 543  | 410   | 499                                 | 165                   | 127                    | 139                               | 74                                  | 67                               | 63                |
| Private household workers  | 255  | 131   | 53                                  | -                     | -                      | 71                                | -                                   | -                                | -                 |
| Farmers and farm managers  | -  | -   | -                                   | -                     | -                      | -                                 | -                                   | -                                | -                 |
| Farm laborers and foremen  | -  | -   | -                                   | -                     | -                      | -                                 | -                                   | -                                | -                 |
| Not available  | -  | -   | -                                   | -                     | -                      | -                                 | -                                   | -                                | -                 |

<sup>1</sup> Persons 16 to 64 years, not in school.

Table 18b. Persons Not in the Labor Force Who Worked Within the Last 12 Months and Reason for Leaving Last Job: White—Continued

| Age and Sex<br>Family Status<br>Educational Attainment<br>Major Occupation Group of Last Regular Job | Total not in labor force, worked in last 12 months | Reason for leaving last job                               |                                     |                       |                        |                                   |                                     |                                  |                   |
|--|--|---|-------------------------------------|-----------------------|------------------------|-----------------------------------|-------------------------------------|----------------------------------|-------------------|
|  |  | Family responsibilities, school, or other personal reason | Poor health, illness, or disability | Retirement or old age | Economic reasons       |                                   |                                     | Unsatisfactory work arrangements | All other reasons |
|  |  |   |                                     |                       | Seasonal job completed | Slack work or business conditions | Temporary nonseasonal job completed |                                  |                   |
| <b>MAJOR OCCUPATION GROUP<sup>1</sup>—Continued</b>  |  |   |                                     |                       |                        |                                   |                                     |                                  |                   |
| Male, previously employed .....  | 1 973  | 155   | 862                                 | 165                   | 64                     | 136                               | 74                                  | 67                               | 450               |
| Professional and technical .....   | -  | -   | -                                   | -                     | -                      | -                                 | -                                   | -                                | -                 |
| Managerial and administrative .....  | -  | -   | -                                   | -                     | -                      | -                                 | -                                   | -                                | -                 |
| Sales .....  | 74   | -   | 74                                  | -                     | -                      | -                                 | -                                   | -                                | -                 |
| Clerical .....   | 163  | -   | 163                                 | -                     | -                      | -                                 | -                                   | -                                | -                 |
| Craftsmen and foremen .....  | 131  | 67  | 64                                  | -                     | -                      | -                                 | -                                   | -                                | -                 |
| Operatives, except transportation .....  | 424  | -   | 134                                 | -                     | -                      | 64                                | -                                   | -                                | 226               |
| Transport equipment operatives .....   | 287  | -   | 64                                  | -                     | -                      | -                                 | -                                   | -                                | 223               |
| Laborers, except farm .....  | 67   | -   | 67                                  | -                     | -                      | -                                 | -                                   | -                                | -                 |
| Service workers, except private household .....  | 828  | 88  | 297                                 | 165                   | 64                     | 72                                | 74                                  | 67                               | -                 |
| Private household workers .....  | -  | -   | -                                   | -                     | -                      | -                                 | -                                   | -                                | -                 |
| Farmers and farm managers .....  | -  | -   | -                                   | -                     | -                      | -                                 | -                                   | -                                | -                 |
| Farm laborers and foremen .....  | -  | -   | -                                   | -                     | -                      | -                                 | -                                   | -                                | -                 |
| Not available .....  | -  | -   | -                                   | -                     | -                      | -                                 | -                                   | -                                | -                 |
| Female, previously employed .....  | 3 849  | 1 461   | 870                                 | 142                   | 198                    | 275                               | 198                                 | 195                              | 511               |
| Professional and technical .....   | -  | -   | -                                   | -                     | -                      | -                                 | -                                   | -                                | -                 |
| Managerial and administrative .....  | 209  | -   | 71                                  | 71                    | -                      | -                                 | -                                   | -                                | 67                |
| Sales .....  | 208  | -   | 137                                 | -                     | -                      | -                                 | -                                   | 70                               | -                 |
| Clerical .....   | 896  | 315   | 202                                 | -                     | -                      | -                                 | 131                                 | 64                               | 185               |
| Craftsmen and foremen .....  | 138  | -   | 71                                  | -                     | -                      | 67                                | -                                   | -                                | -                 |
| Operatives, except transportation .....  | 1 428  | 694   | 134                                 | 71                    | 134                    | 71                                | 67                                  | 60                               | 196               |
| Transport equipment operatives .....   | -  | -   | -                                   | -                     | -                      | -                                 | -                                   | -                                | -                 |
| Laborers, except farm .....  | -  | -   | -                                   | -                     | -                      | -                                 | -                                   | -                                | -                 |
| Service workers, except private household .....  | 716  | 322   | 201                                 | -                     | 64                     | 66                                | -                                   | -                                | 63                |
| Private household workers .....  | 255  | 131   | 53                                  | -                     | -                      | 71                                | -                                   | -                                | -                 |
| Farmers and farm managers .....  | -  | -   | -                                   | -                     | -                      | -                                 | -                                   | -                                | -                 |
| Farm laborers and foremen .....  | -  | -   | -                                   | -                     | -                      | -                                 | -                                   | -                                | -                 |
| Not available .....  | -  | -   | -                                   | -                     | -                      | -                                 | -                                   | -                                | -                 |

<sup>1</sup> Persons 16 to 64 years, not in school.

Table 19. Work Experience in Last 12 Months: All Races

| Age and Sex<br>Family Status<br>Educational Attainment | Total<br>civilian<br>noninsti-<br>tutional<br>population | Work experience in last 12 months |                   |                   |                   |                  |                        |                   |                   |                   |                  | Did not<br>work<br>at all |  |
|--|--|-----------------------------------|-------------------|-------------------|-------------------|------------------|------------------------|-------------------|-------------------|-------------------|------------------|---------------------------|--|
|  |  | Full-time weeks worked            |                   |                   |                   |                  | Part-time weeks worked |                   |                   |                   |                  |                           |  |
|  |  | 50 to 52<br>weeks                 | 40 to 49<br>weeks | 27 to 39<br>weeks | 14 to 26<br>weeks | 1 to 13<br>weeks | 50 to 52<br>weeks      | 40 to 49<br>weeks | 27 to 39<br>weeks | 14 to 26<br>weeks | 1 to 13<br>weeks |                           |  |
| <b>AGE AND SEX</b>                                     |  |                                   |                   |                   |                   |                  |                        |                   |                   |                   |                  |                           |  |
| Total, 16 years and over                               | 348 230  | 109 584                           | 25 774            | 18 745            | 19 275            | 17 085           | 9 615                  | 2 972             | 3 822             | 6 520             | 7 183            | 127 653                   |  |
| Male, total  | 166 744  | 67 557                            | 13 299            | 9 445             | 11 283            | 8 002            | 4 340                  | 1 595             | 2 075             | 2 641             | 3 554            | 42 954                    |  |
| 16 to 21 years, total                                  | 22 245   | 2 514                             | 924               | 1 037             | 1 745             | 3 292            | 1 476                  | 596               | 677               | 990               | 1 945            | 7 049                     |  |
| 16 to 21 years, not in school                          | 7 143  | 2 219                             | 491               | 604               | 801               | 864              | 366                    | 121               | -                 | 65                | 307              | 1 106                     |  |
| 22 to 34 years, total                                  | 46 118   | 22 721                            | 5 605             | 3 425             | 4 409             | 1 838            | 1 033                  | 267               | 531               | 195               | 662              | 5 432                     |  |
| 22 to 34 years, veteran of Vietnam                     | 7 509  | 3 342                             | 846               | 343               | 1 099             | 542              | 144                    | -                 | 252               | -                 | 221              | 720                       |  |
| 25 to 34 years   | 34 890   | 18 584                            | 4 801             | 2 359             | 2 919             | 935              | 728                    | 88                | 467               | 195               | 226              | 3 588                     |  |
| 35 to 44 years   | 29 241   | 16 697                            | 3 254             | 2 391             | 1 477             | 1 461            | -                      | 164               | 244               | 521               | 343              | 2 690                     |  |
| 45 to 54 years   | 25 339   | 14 295                            | 1 974             | 1 199             | 1 747             | 792              | 776                    | 313               | 233               | 229               | 66               | 3 714                     |  |
| 55 to 64 years   | 22 207   | 9 853                             | 1 475             | 1 060             | 1 478             | 297              | 606                    | 139               | 328               | 388               | 289              | 6 296                     |  |
| 65 years and over                                      | 21 593   | 1 475                             | 68                | 333               | 427               | 322              | 449                    | 116               | 63                | 318               | 248              | 17 774                    |  |
| 40 to 64 years   | 60 978   | 31 649                            | 4 909             | 3 292             | 3 864             | 1 708            | 1 382                  | 547               | 804               | 931               | 450              | 11 443                    |  |
| Female, total  | 181 485  | 42 027                            | 12 476            | 9 300             | 7 993             | 9 083            | 5 276                  | 1 377             | 1 747             | 3 879             | 3 629            | 84 699                    |  |
| 16 to 21 years, total                                  | 25 212   | 2 848                             | 1 106             | 1 219             | 1 670             | 2 810            | 911                    | 310               | 433               | 1 208             | 1 516            | 11 180                    |  |
| 16 to 21 years, not in school                          | 11 310   | 2 045                             | 801               | 982               | 1 107             | 1 290            | 60                     | 64                | 124               | 311               | 365              | 4 160                     |  |
| 22 to 34 years   | 47 372   | 13 649                            | 3 900             | 3 623             | 3 799             | 3 544            | 517                    | 254               | 591               | 1 024             | 974              | 15 497                    |  |
| 25 to 34 years   | 34 557   | 10 010                            | 2 976             | 2 755             | 2 708             | 2 330            | 330                    | 130               | 591               | 650               | 853              | 11 224                    |  |
| 35 to 44 years   | 29 787   | 9 685                             | 3 253             | 1 958             | 1 004             | 1 247            | 799                    | 69                | 266               | 684               | 268              | 10 554                    |  |
| 45 to 54 years   | 27 706   | 8 768                             | 3 025             | 1 344             | 935               | 876              | 1 028                  | 134               | 203               | 337               | 470              | 10 586                    |  |
| 55 to 64 years   | 22 975   | 6 000                             | 781               | 1 026             | 328               | 336              | 1 072                  | 268               | 186               | 345               | 196              | 12 435                    |  |
| 65 years and over                                      | 28 434   | 1 077                             | 410               | 130               | 256               | 270              | 948                    | 342               | 69                | 281               | 205              | 24 447                    |  |
| 40 to 64 years   | 64 142   | 19 280                            | 4 950             | 3 118             | 1 796             | 1 609            | 2 503                  | 471               | 518               | 1 165             | 865              | 27 866                    |  |
| <b>FAMILY STATUS<sup>1</sup></b>                       |  |                                   |                   |                   |                   |                  |                        |                   |                   |                   |                  |                           |  |
| Male, total  | 123 900  | 65 065                            | 12 494            | 8 518             | 8 782             | 4 785            | 2 579                  | 1 004             | 1 163             | 1 399             | 1 291            | 16 820                    |  |
| Family head  | 64 815   | 41 002                            | 6 821             | 3 940             | 3 922             | 1 700            | 804                    | 67                | 266               | 493               | 260              | 5 542                     |  |
| Family member  | 15 231   | 4 775                             | 1 308             | 1 240             | 1 676             | 1 462            | 538                    | 265               | 265               | 146               | 332              | 3 225                     |  |
| Unrelated individual                                   | 43 854   | 19 289                            | 4 365             | 3 338             | 3 184             | 1 623            | 1 237                  | 673               | 633               | 759               | 699              | 8 052                     |  |
| Female, total  | 134 943  | 39 726                            | 11 455            | 8 603             | 6 870             | 6 912            | 3 286                  | 789               | 1 370             | 2 580             | 2 274            | 51 077                    |  |
| Family head  | 30 695   | 9 715                             | 2 976             | 1 728             | 1 564             | 1 524            | 864                    | 66                | 469               | 796               | 532              | 10 462                    |  |
| No children under 18 years                             | 5 582  | 2 608                             | 609               | 269               | 201               | 208              | 280                    | 66                | 133               | 69                | 136              | 1 003                     |  |
| Children 6 to 17 years only                            | 11 273   | 4 069                             | 1 255             | 466               | 523               | 603              | 260                    | -                 | 203               | 139               | 198              | 3 558                     |  |
| Children under 6 years                                 | 13 840   | 3 038                             | 1 112             | 993               | 840               | 713              | 324                    | -                 | 133               | 588               | 198              | 5 901                     |  |
| Wife of head   | 60 602   | 13 592                            | 4 770             | 3 904             | 3 278             | 3 017            | 1 429                  | 196               | 517               | 1 257             | 1 174            | 27 469                    |  |
| No children under 18 years                             | 23 778   | 7 663                             | 1 419             | 1 358             | 1 276             | 972              | 718                    | 129               | 64                | 677               | 200              | 9 302                     |  |
| Children 6 to 17 years only                            | 13 895   | 2 456                             | 1 915             | 932               | 598               | 260              | 517                    | -                 | 257               | 196               | 266              | 6 499                     |  |
| Children under 6 years                                 | 22 929   | 3 473                             | 1 436             | 1 614             | 1 404             | 1 785            | 193                    | 67                | 197               | 384               | 708              | 11 668                    |  |
| Other family member                                    | 15 858   | 4 470                             | 1 023             | 1 376             | 1 076             | 1 579            | 131                    | 60                | 127               | 182               | 308              | 5 526                     |  |
| Unrelated individual                                   | 27 787   | 11 950                            | 2 686             | 1 594             | 952               | 792              | 863                    | 466               | 257               | 346               | 261              | 7 620                     |  |
| <b>EDUCATIONAL ATTAINMENT<sup>1</sup></b>              |  |                                   |                   |                   |                   |                  |                        |                   |                   |                   |                  |                           |  |
| Male, total  | 123 900  | 65 065                            | 12 494            | 8 518             | 8 782             | 4 785            | 2 579                  | 1 004             | 1 163             | 1 399             | 1 291            | 16 820                    |  |
| Elementary: 7 years or less                            | 26 293   | 11 990                            | 2 547             | 1 636             | 2 072             | 803              | 686                    | 300               | 309               | 69                | 370              | 5 511                     |  |
| 8 years  | 8 036  | 3 776                             | 1 045             | 765               | 540               | 127              | 201                    | -                 | 156               | -                 | -                | 1 425                     |  |
| High school: 1 to 3 years                              | 25 842   | 12 068                            | 2 743             | 2 336             | 2 150             | 1 302            | 465                    | -                 | 314               | 437               | 141              | 3 887                     |  |
| 4 years  | 36 929   | 20 172                            | 3 740             | 2 457             | 2 233             | 1 947            | 370                    | 534               | 226               | 696               | 412              | 4 143                     |  |
| College: 1 year or more                                | 26 802   | 17 058                            | 2 419             | 1 323             | 1 787             | 606              | 858                    | 170               | 159               | 197               | 369              | 1 854                     |  |
| Female, total  | 134 943  | 39 726                            | 11 455            | 8 603             | 6 870             | 6 912            | 3 286                  | 789               | 1 370             | 2 580             | 2 274            | 51 077                    |  |
| Elementary: 7 years or less                            | 24 439   | 5 643                             | 1 324             | 2 104             | 1 168             | 1 103            | 800                    | 330               | 132               | 473               | 525              | 10 837                    |  |
| 8 years  | 9 001  | 2 313                             | 723               | 407               | 185               | 66               | 264                    | -                 | -                 | 143               | 126              | 4 775                     |  |
| High school: 1 to 3 years                              | 32 216   | 7 075                             | 1 856             | 1 043             | 1 763             | 2 477            | 859                    | 136               | 330               | 581               | 386              | 15 709                    |  |
| 4 years  | 46 233   | 14 887                            | 4 896             | 3 261             | 2 744             | 2 635            | 835                    | 136               | 650               | 719               | 849              | 14 622                    |  |
| College: 1 year or more                                | 23 055   | 9 808                             | 2 657             | 1 789             | 1 010             | 632              | 529                    | 188               | 257               | 664               | 387              | 5 134                     |  |

<sup>1</sup>Persons 16 to 64 years, not in school.

Table 19a. Work Experience in Last 12 Months: Negro

| Age and Sex<br>Family Status<br>Educational Attainment | Total<br>civilian<br>noninsti-<br>tutional<br>population | Work experience in last 12 months |                   |                   |                   |                  |                        |                   |                   |                   |                  | Did not<br>work<br>at all |
|--|--|-----------------------------------|-------------------|-------------------|-------------------|------------------|------------------------|-------------------|-------------------|-------------------|------------------|---------------------------|
|  |  | Full-time weeks worked            |                   |                   |                   |                  | Part-time weeks worked |                   |                   |                   |                  |                           |
|  |  | 50 to 52<br>weeks                 | 40 to 49<br>weeks | 27 to 39<br>weeks | 14 to 26<br>weeks | 1 to 13<br>weeks | 50 to 52<br>weeks      | 40 to 49<br>weeks | 27 to 39<br>weeks | 14 to 26<br>weeks | 1 to 13<br>weeks |                           |
| <b>AGE AND SEX</b>                                     |  |                                   |                   |                   |                   |                  |                        |                   |                   |                   |                  |                           |
| Total, 16 years and over                               | 186 059  | 56 205                            | 14 342            | 9 022             | 10 548            | 9 931            | 5 143                  | 1 462             | 2 017             | 3 401             | 4 512            | 69 476                    |
| Male, total  | 83 180   | 33 920                            | 7 076             | 4 439             | 5 871             | 4 575            | 1 884                  | 748               | 1 103             | 1 123             | 2 339            | 20 102                    |
| 16 to 21 years, total                                  | 12 591   | 856                               | 678               | 489               | 681               | 2 009            | 924                    | 184               | 490               | 310               | 1 352            | 4 620                     |
| 16 to 21 years, not in school                          | 3 325  | 684                               | 305               | 305               | 242               | 556              | 245                    | -                 | -                 | 65                | 126              | 797                       |
| 22 to 34 years, total                                  | 24 058   | 12 180                            | 3 037             | 1 666             | 2 492             | 1 293            | 127                    | 63                | 227               | 127               | 342              | 2 504                     |
| 22 to 34 years, veteran of Vietnam                     | 5 325  | 2 550                             | 564               | 343               | 817               | 366              | 61                     | -                 | 164               | -                 | 90               | 372                       |
| 25 to 34 years   | 18 322   | 10 207                            | 2 669             | 985               | 1 377             | 744              | 127                    | -                 | 227               | 127               | 90               | 1 768                     |
| 35 to 44 years   | 14 379   | 7 920                             | 1 282             | 1 080             | 665               | 713              | -                      | 94                | 90                | 206               | 255              | 2 074                     |
| 45 to 54 years   | 13 721   | 7 920                             | 1 034             | 587               | 977               | 363              | 607                    | 220               | 233               | 80                | 66               | 1 944                     |
| 55 to 64 years   | 10 977   | 4 866                             | 1 044             | 366               | 816               | 63               | 159                    | 139               | -                 | 217               | 143              | 3 162                     |
| 65 years and over                                      | 7 454  | 462                               | -                 | 279               | 241               | 134              | 67                     | 48                | 63                | 183               | 181              | 5 797                     |
| 40 to 64 years   | 31 521   | 16 041                            | 2 643             | 1 402             | 2 065             | 888              | 766                    | 453               | 323               | 365               | 303              | 6 271                     |
| Female, total  | 102 879  | 22 285                            | 7 266             | 4 583             | 4 677             | 5 357            | 3 259                  | 714               | 913               | 2 277             | 2 173            | 49 374                    |
| 16 to 21 years, total                                  | 15 521   | 1 728                             | 677               | 613               | 859               | 1 348            | 556                    | 247               | 182               | 738               | 973              | 7 601                     |
| 16 to 21 years, not in school                          | 6 627  | 1 109                             | 493               | 489               | 554               | 613              | -                      | -                 | 61                | 245               | 305              | 2 758                     |
| 22 to 34 years   | 25 975   | 6 828                             | 2 138             | 1 829             | 2 428             | 2 484            | 390                    | 67                | 333               | 593               | 535              | 8 351                     |
| 25 to 34 years   | 19 669   | 5 157                             | 1 833             | 1 275             | 1 698             | 1 814            | 266                    | 67                | 333               | 409               | 535              | 6 281                     |
| 35 to 44 years   | 18 933   | 5 742                             | 2 108             | 1 290             | 680               | 732              | 411                    | 69                | 136               | 551               | 205              | 7 007                     |
| 45 to 54 years   | 16 602   | 4 782                             | 1 884             | 327               | 510               | 462              | 640                    | 134               | 133               | 195               | 264              | 7 271                     |
| 55 to 64 years   | 13 477   | 2 759                             | 459               | 394               | 135               | 195              | 863                    | 198               | 130               | 201               | 129              | 8 015                     |
| 65 years and over                                      | 12 371   | 446                               | -                 | 130               | 66                | 135              | 399                    | -                 | -                 | -                 | 67               | 11 128                    |
| 40 to 64 years   | 38 520   | 10 416                            | 3 163             | 1 132             | 1 050             | 856              | 1 712                  | 401               | 262               | 811               | 529              | 18 189                    |
| <b>FAMILY STATUS<sup>1</sup></b>                       |  |                                   |                   |                   |                   |                  |                        |                   |                   |                   |                  |                           |
| Male, total  | 63 762   | 32 945                            | 6 547             | 3 698             | 4 411             | 2 712            | 1 138                  | 516               | 550               | 696               | 744              | 9 805                     |
| Family head  | 35 750   | 22 513                            | 3 834             | 1 832             | 2 174             | 892              | 329                    | 67                | 133               | 402               | 196              | 3 378                     |
| Family member  | 9 548  | 2 257                             | 835               | 851               | 1 227             | 1 154            | 245                    | 77                | 181               | 146               | 151              | 2 425                     |
| Unrelated individual                                   | 18 463   | 8 175                             | 1 879             | 1 014             | 1 010             | 665              | 564                    | 373               | 237               | 148               | 396              | 4 002                     |
| Female, total  | 79 431   | 20 968                            | 7 081             | 4 206             | 4 052             | 4 238            | 2 177                  | 467               | 792               | 1 724             | 1 438            | 32 287                    |
| Family head  | 22 744   | 6 777                             | 2 641             | 1 000             | 978               | 1 057            | 796                    | 66                | 469               | 682               | 199              | 8 079                     |
| No children under 18 years                             | 3 152  | 1 335                             | 471               | -                 | 66                | 67               | 280                    | 66                | 133               | 69                | 66               | 600                       |
| Children 6 to 17 years only                            | 8 928  | 3 155                             | 1 057             | 399               | 323               | 409              | 260                    | -                 | 203               | 139               | 67               | 2 918                     |
| Children under 6 years                                 | 10 663   | 2 287                             | 1 112             | 601               | 589               | 582              | 256                    | -                 | 133               | 474               | 67               | 4 561                     |
| Wife of head   | 33 477   | 7 137                             | 2 662             | 1 970             | 1 921             | 1 886            | 789                    | 132               | 196               | 792               | 731              | 15 260                    |
| No children under 18 years                             | 12 067   | 3 452                             | 815               | 272               | 676               | 334              | 400                    | 66                | -                 | 339               | 133              | 5 579                     |
| Children 6 to 17 years only                            | 8 844  | 1 740                             | 927               | 732               | 534               | 196              | 259                    | -                 | 63                | 196               | 202              | 3 995                     |
| Children under 6 years                                 | 12 566   | 1 945                             | 921               | 966               | 711               | 1 355            | 130                    | 67                | 133               | 257               | 396              | 5 685                     |
| Other family member                                    | 8 769  | 1 851                             | 644               | 495               | 693               | 762              | -                      | -                 | 127               | 182               | 308              | 3 709                     |
| Unrelated individual                                   | 14 442   | 5 203                             | 1 135             | 741               | 460               | 533              | 592                    | 269               | -                 | 69                | 201              | 5 239                     |
| <b>EDUCATIONAL ATTAINMENT<sup>1</sup></b>              |  |                                   |                   |                   |                   |                  |                        |                   |                   |                   |                  |                           |
| Male, total  | 63 762   | 32 945                            | 6 547             | 3 698             | 4 411             | 2 712            | 1 138                  | 516               | 550               | 696               | 744              | 9 805                     |
| Elementary: 7 years or less                            | 9 617  | 3 272                             | 910               | 530               | 486               | 238              | 529                    | 139               | 84                | 69                | 209              | 3 151                     |
| 8 years  | 3 826  | 1 759                             | 537               | 278               | 195               | 63               | 64                     | -                 | -                 | -                 | -                | 932                       |
| High school: 1 to 3 years                              | 15 422   | 7 614                             | 1 700             | 908               | 1 487             | 615              | 278                    | -                 | 314               | 198               | 67               | 2 241                     |
| 4 years  | 23 439   | 12 897                            | 2 406             | 1 517             | 1 273             | 1 484            | 80                     | 377               | 63                | 369               | 283              | 2 691                     |
| College: 1 year or more                                | 11 457   | 7 404                             | 994               | 464               | 970               | 311              | 188                    | -                 | 90                | 61                | 184              | 791                       |
| Female, total  | 79 431   | 20 968                            | 7 081             | 4 206             | 4 052             | 4 238            | 2 177                  | 467               | 792               | 1 724             | 1 438            | 32 287                    |
| Elementary: 7 years or less                            | 9 247  | 1 647                             | 334               | 466               | -                 | 196              | 535                    | 266               | 66                | 199               | 196              | 5 343                     |
| 8 years  | 4 541  | 1 060                             | 389               | 135               | -                 | 66               | 130                    | -                 | -                 | 70                | 66               | 2 626                     |
| High school: 1 to 3 years                              | 22 267   | 4 580                             | 1 398             | 387               | 1 108             | 1 980            | 594                    | 66                | 196               | 337               | 326              | 11 296                    |
| 4 years  | 31 188   | 9 020                             | 3 502             | 2 289             | 2 221             | 1 550            | 648                    | 136               | 463               | 655               | 718              | 9 986                     |
| College: 1 year or more                                | 12 188   | 4 660                             | 1 459             | 930               | 723               | 447              | 270                    | -                 | 67                | 464               | 132              | 3 037                     |

<sup>1</sup> Persons 16 to 64 years, not in school.

Table 19b. Work Experience in Last 12 Months: White

| Age and Sex<br>Family Status<br>Educational Attainment | Total<br>civilian<br>noninsti-<br>tutional<br>population | Work experience in last 12 months |                   |                   |                   |                  |                        |                   |                   |                   |                  | Did not<br>work<br>at all |  |
|--|--|-----------------------------------|-------------------|-------------------|-------------------|------------------|------------------------|-------------------|-------------------|-------------------|------------------|---------------------------|--|
|  |  | Full-time weeks worked            |                   |                   |                   |                  | Part-time weeks worked |                   |                   |                   |                  |                           |  |
|  |  | 50 to 52<br>weeks                 | 40 to 49<br>weeks | 27 to 39<br>weeks | 14 to 26<br>weeks | 1 to 13<br>weeks | 50 to 52<br>weeks      | 40 to 49<br>weeks | 27 to 39<br>weeks | 14 to 26<br>weeks | 1 to 13<br>weeks |                           |  |
| <b>AGE AND SEX</b>                                     |  |                                   |                   |                   |                   |                  |                        |                   |                   |                   |                  |                           |  |
| Total, 16 years and over                               | 139 057  | 44 044                            | 9 893             | 8 728             | 7 479             | 6 698            | 3 472                  | 1 320             | 1 610             | 2 862             | 2 433            | 50 518                    |  |
| Male, total  | 71 039   | 27 356                            | 5 649             | 4 679             | 4 588             | 3 293            | 1 957                  | 717               | 843               | 1 322             | 1 045            | 19 591                    |  |
| 16 to 21 years, total                                  | 8 783  | 1 609                             | 246               | 488               | 1 004             | 1 223            | 492                    | 352               | 126               | 620               | 483              | 2 141                     |  |
| 16 to 21 years, not in school                          | 3 647  | 1 484                             | 186               | 439               | 558               | 308              | 60                     | 121               | -                 | -                 | 181              | 309                       |  |
| 22 to 34 years, total                                  | 18 026   | 8 613                             | 2 354             | 1 632             | 1 586             | 544              | 772                    | 204               | 236               | -                 | 259              | 1 827                     |  |
| 22 to 34 years, veteran of Vietnam                     | 1 733  | 575                               | 282               | -                 | 282               | 176              | -                      | -                 | 88                | -                 | -                | 131                       |  |
| 25 to 34 years   | 13 264   | 6 572                             | 1 918             | 1 310             | 1 275             | 191              | 517                    | 88                | 172               | -                 | 135              | 1 087                     |  |
| 35 to 44 years   | 12 296   | 6 584                             | 1 884             | 1 242             | 664               | 429              | -                      | -                 | 153               | 316               | 88               | 616                       |  |
| 45 to 54 years   | 9 879  | 5 405                             | 742               | 569               | 770               | 429              | 96                     | 93                | -                 | 148               | -                | 1 625                     |  |
| 55 to 64 years   | 9 602  | 4 335                             | 355               | 694               | 443               | 160              | 353                    | -                 | 328               | 170               | 146              | 2 618                     |  |
| 65 years and over                                      | 12 453   | 811                               | 68                | 54                | 121               | 188              | 244                    | 67                | -                 | 67                | 67               | 10 765                    |  |
| 40 to 64 years   | 25 220   | 12 981                            | 1 993             | 1 818             | 1 433             | 745              | 450                    | 93                | 481               | 566               | 146              | 4 512                     |  |
| Female, total  | 68 018   | 16 688                            | 4 244             | 4 049             | 2 891             | 3 405            | 1 515                  | 603               | 767               | 1 541             | 1 389            | 30 927                    |  |
| 16 to 21 years, total                                  | 8 423  | 1 060                             | 369               | 543               | 751               | 1 402            | 234                    | 64                | 251               | 409               | 542              | 2 798                     |  |
| 16 to 21 years, not in school                          | 4 327  | 936                               | 248               | 430               | 553               | 616              | -                      | 64                | 64                | 66                | 60               | 1 290                     |  |
| 22 to 34 years   | 17 493   | 5 706                             | 1 327             | 1 469             | 1 073             | 865              | 64                     | 127               | 191               | 432               | 439              | 5 800                     |  |
| 25 to 34 years   | 11 729   | 3 925                             | 832               | 1 156             | 773               | 385              | -                      | 64                | 191               | 241               | 318              | 3 844                     |  |
| 35 to 44 years   | 8 733  | 2 972                             | 1 015             | 602               | 324               | 447              | 261                    | -                 | 130               | 133               | 64               | 2 787                     |  |
| 45 to 54 years   | 9 935  | 3 562                             | 1 006             | 877               | 425               | 414              | 265                    | -                 | 70                | 141               | 205              | 2 949                     |  |
| 55 to 64 years   | 8 595  | 2 962                             | 251               | 559               | 194               | 142              | 209                    | 70                | 56                | 144               | 138              | 4 008                     |  |
| 65 years and over                                      | 14 840   | 427                               | 275               | -                 | 124               | 135              | 483                    | 342               | 69                | 281               | 138              | 12 565                    |  |
| 40 to 64 years   | 22 532   | 7 709                             | 1 519             | 1 772             | 746               | 686              | 604                    | 70                | 256               | 355               | 269              | 8 546                     |  |
| <b>FAMILY STATUS<sup>1</sup></b>                       |  |                                   |                   |                   |                   |                  |                        |                   |                   |                   |                  |                           |  |
| Male, total  | 51 267   | 26 042                            | 5 456             | 4 492             | 3 805             | 2 000            | 1 131                  | 419               | 545               | 635               | 548              | 6 195                     |  |
| Family head  | 24 511   | 14 845                            | 2 722             | 2 044             | 1 400             | 808              | 381                    | -                 | 133               | 91                | 64               | 2 025                     |  |
| Family member  | 4 996  | 2 222                             | 410               | 265               | 449               | 308              | 149                    | 188               | 84                | -                 | 181              | 740                       |  |
| Unrelated individual                                   | 21 760   | 8 975                             | 2 325             | 2 183             | 1 957             | 884              | 601                    | 230               | 328               | 543               | 303              | 3 430                     |  |
| Female, total  | 47 450   | 15 970                            | 3 603             | 3 800             | 2 520             | 2 419            | 734                    | 261               | 511               | 856               | 769              | 16 008                    |  |
| Family head  | 7 062  | 2 744                             | 336               | 598               | 586               | 403              | 67                     | -                 | -                 | 114               | 333              | 1 881                     |  |
| No children under 18 years                             | 2 115  | 1 079                             | 138               | 269               | 134               | 142              | -                      | -                 | -                 | -                 | 71               | 283                       |  |
| Children 6 to 17 years only                            | 2 220  | 914                               | 198               | 67                | 200               | 195              | -                      | -                 | -                 | -                 | 131              | 515                       |  |
| Children under 6 years                                 | 2 726  | 751                               | -                 | 261               | 251               | 67               | 67                     | -                 | -                 | 114               | 131              | 1 082                     |  |
| Wife of head   | 22 215   | 4 933                             | 1 652             | 1 661             | 1 229             | 1 001            | 325                    | 64                | 321               | 465               | 375              | 10 189                    |  |
| No children under 18 years                             | 9 877  | 3 461                             | 474               | 942               | 533               | 571              | 261                    | 64                | 64                | 338               | -                | 3 170                     |  |
| Children 6 to 17 years only                            | 4 070  | 392                               | 858               | 135               | 64                | 64               | 64                     | -                 | 193               | -                 | 64               | 2 238                     |  |
| Children under 6 years                                 | 8 268  | 1 081                             | 321               | 584               | 633               | 366              | -                      | -                 | 64                | 127               | 312              | 4 781                     |  |
| Other family member                                    | 6 339  | 2 428                             | 255               | 818               | 383               | 756              | 71                     | -                 | -                 | -                 | -                | 1 627                     |  |
| Unrelated individual                                   | 11 835   | 5 865                             | 1 361             | 723               | 321               | 259              | 271                    | 198               | 190               | 276               | 60               | 2 311                     |  |
| <b>EDUCATIONAL ATTAINMENT<sup>1</sup></b>              |  |                                   |                   |                   |                   |                  |                        |                   |                   |                   |                  |                           |  |
| Male, total  | 51 267   | 26 042                            | 5 456             | 4 492             | 3 805             | 2 000            | 1 131                  | 419               | 545               | 635               | 548              | 6 195                     |  |
| Elementary: 7 years or less                            | 15 725   | 8 291                             | 1 563             | 1 106             | 1 442             | 492              | 157                    | 161               | 226               | -                 | 161              | 2 128                     |  |
| 8 years  | 3 783  | 1 664                             | 508               | 488               | 345               | 64               | 138                    | -                 | 156               | -                 | -                | 421                       |  |
| High school: 1 to 3 years                              | 9 625  | 3 982                             | 1 043             | 1 292             | 663               | 687              | 93                     | -                 | -                 | 239               | 74               | 1 552                     |  |
| 4 years  | 11 175   | 5 981                             | 1 207             | 811               | 759               | 462              | 217                    | 88                | 163               | 327               | 129              | 1 031                     |  |
| College: 1 year or more                                | 10 959   | 6 124                             | 1 137             | 795               | 596               | 295              | 526                    | 170               | -                 | 68                | 185              | 1 063                     |  |
| Female, total  | 47 450   | 15 970                            | 3 603             | 3 800             | 2 520             | 2 419            | 734                    | 261               | 511               | 856               | 769              | 16 008                    |  |
| Elementary: 7 years or less                            | 14 531   | 3 858                             | 923               | 1 569             | 1 168             | 907              | 209                    | 64                | 66                | 274               | 329              | 5 166                     |  |
| 8 years  | 4 190  | 1 252                             | 334               | 272               | 185               | -                | 67                     | -                 | -                 | 74                | 60               | 1 947                     |  |
| High school: 1 to 3 years                              | 9 115  | 2 422                             | 391               | 657               | 656               | 496              | 202                    | 70                | 134               | 244               | 60               | 3 782                     |  |
| 4 years  | 11 911   | 4 543                             | 1 073             | 775               | 395               | 955              | 123                    | -                 | 120               | 64                | 131              | 3 733                     |  |
| College: 1 year or more                                | 7 702  | 3 895                             | 883               | 528               | 117               | 60               | 134                    | 127               | 191               | 200               | 188              | 1 379                     |  |

<sup>1</sup> Persons 16 to 64 years, not in school.

Table 20. Work Experience in Last 12 Months of Wage and Salary Workers: All Races

| Major Occupation Group<br>Major Industry Group<br>Annual Wage and Salary Earnings | Total wage and salary workers with work experience in last 12 months | Work experience in last 12 months |                |                |                |                |                        |                                 |                |                |                |                |               |  |  |  |
|---|--|-----------------------------------|----------------|----------------|----------------|----------------|------------------------|---------------------------------|----------------|----------------|----------------|----------------|---------------|--|--|--|
|   |  | Full-time weeks worked            |                |                |                |                | Part-time weeks worked |                                 |                |                |                |                |               |  |  |  |
|   |  | Total with full-time experience   | 50 to 52 weeks | 40 to 49 weeks | 27 to 39 weeks | 14 to 26 weeks | 1 to 13 weeks          | Total with part-time experience | 50 to 52 weeks | 40 to 49 weeks | 27 to 39 weeks | 14 to 26 weeks | 1 to 13 weeks |  |  |  |
| <b>MAJOR OCCUPATION GROUP<sup>1</sup></b>   |  |                                   |                |                |                |                |                        |                                 |                |                |                |                |               |  |  |  |
| Total .....   | 181 677  | 165 739                           | 99 449         | 22 985         | 16 832         | 15 002         | 11 470                 | 15 938                          | 5 221          | 1 570          | 2 237          | 3 624          | 3 285         |  |  |  |
| Professional and technical .....  | 13 820   | 12 674                            | 9 101          | 1 613          | 770            | 810            | 381                    | 1 146                           | 607            | 60             | 130            | 254            | 94            |  |  |  |
| Managerial and administrative .....   | 5 476  | 5 355                             | 3 851          | 635            | 200            | 462            | 207                    | 121                             | 121            | -              | -              | -              | -             |  |  |  |
| Sales .....   | 5 401  | 4 617                             | 3 093          | 225            | 778            | 267            | 254                    | 784                             | 96             | -              | 134            | 157            | 397           |  |  |  |
| Clerical .....  | 33 866   | 30 782                            | 18 958         | 3 521          | 3 184          | 2 778          | 2 341                  | 3 084                           | 923            | 253            | 194            | 845            | 868           |  |  |  |
| Craftsmen and foremen .....   | 17 847   | 17 325                            | 11 091         | -2 361         | 1 487          | 1 491          | 895                    | 522                             | 80             | -              | 216            | 96             | 130           |  |  |  |
| Operatives, except transportation .....   | 42 560   | 40 463                            | 20 996         | 7 349          | 4 466          | 4 657          | 2 995                  | 2 097                           | 496            | 137            | 411            | 668            | 384           |  |  |  |
| Transport equipment operatives .....  | 8 005  | 7 346                             | 5 061          | 1 043          | 299            | 466            | 477                    | 660                             | -              | 255            | 257            | 148            | -             |  |  |  |
| Laborers, except farm .....   | 10 280   | 9 063                             | 5 000          | 1 238          | 931            | 977            | 918                    | 1 217                           | 254            | 203            | 124            | 293            | 343           |  |  |  |
| Service workers, except private household .....                                   | 35 037   | 31 664                            | 18 428         | 4 147          | 3 871          | 2 546          | 2 671                  | 3 373                           | 1 181          | 263            | 443            | 1 027          | 458           |  |  |  |
| Private household workers .....   | 7 959  | 5 104                             | 3 316          | 675            | 705            | 137            | 270                    | 2 855                           | 1 462          | 399            | 329            | 133            | 531           |  |  |  |
| Farmers and farm managers .....   | -  | -                                 | -              | -              | -              | -              | -                      | -                               | -              | -              | -              | -              | -             |  |  |  |
| Farm laborers and foremen .....   | 1 424  | 1 345                             | 555            | 177            | 141            | 412            | 60                     | 80                              | -              | -              | -              | -              | 80            |  |  |  |
| Not available .....   | -  | -                                 | -              | -              | -              | -              | -                      | -                               | -              | -              | -              | -              | -             |  |  |  |
| <b>Male, total .....</b>  | <b>99 838</b>  | <b>93 599</b>                     | <b>60 745</b>  | <b>11 734</b>  | <b>8 297</b>   | <b>8 132</b>   | <b>4 692</b>           | <b>6 238</b>                    | <b>2 200</b>   | <b>781</b>     | <b>937</b>     | <b>1 244</b>   | <b>1 075</b>  |  |  |  |
| Professional and technical .....  | 7 179  | 6 556                             | 4 889          | 539            | 632            | 373            | 124                    | 623                             | 408            | 60             | 37             | 61             | 94            |  |  |  |
| Managerial and administrative .....   | 3 534  | 3 413                             | 2 807          | 274            | 129            | 203            | -                      | 121                             | 121            | -              | -              | -              | -             |  |  |  |
| Sales .....   | 2 858  | 2 611                             | 1 958          | 88             | 441            | 64             | 61                     | 247                             | 96             | -              | 88             | 63             | -             |  |  |  |
| Clerical .....  | 10 081   | 8 938                             | 6 087          | 929            | 786            | 718            | 418                    | 1 143                           | 591            | 190            | -              | 69             | 293           |  |  |  |
| Craftsmen and foremen .....   | 15 995   | 15 473                            | 9 959          | 2 168          | 1 229          | 1 491          | 626                    | 522                             | 80             | -              | 216            | 96             | 130           |  |  |  |
| Operatives, except transportation .....   | 21 470   | 20 666                            | 12 491         | 3 488          | 1 682          | 1 859          | 1 145                  | 804                             | 305            | 137            | 161            | 201            | -             |  |  |  |
| Transport equipment operatives .....  | 7 877  | 7 217                             | 5 061          | 977            | 299            | 466            | 414                    | 660                             | -              | 255            | 257            | 148            | -             |  |  |  |
| Laborers, except farm .....   | 9 236  | 8 143                             | 4 604          | 1 108          | 864            | 910            | 657                    | 1 093                           | 254            | 140            | 64             | 293            | 343           |  |  |  |
| Service workers, except private household .....                                   | 20 016   | 19 231                            | 12 263         | 1 986          | 2 094          | 1 701          | 1 186                  | 785                             | 185            | -              | 240            | 288            | 72            |  |  |  |
| Private household workers .....   | 349  | 189                               | 189            | -              | -              | -              | -                      | 160                             | 160            | -              | -              | -              | -             |  |  |  |
| Farmers and farm managers .....   | -  | -                                 | -              | -              | -              | -              | -                      | -                               | -              | -              | -              | -              | -             |  |  |  |
| Farm laborers and foremen .....   | 1 243  | 1 164                             | 437            | 177            | 141            | 348            | 60                     | 80                              | -              | -              | -              | -              | 80            |  |  |  |
| Not available .....   | -  | -                                 | -              | -              | -              | -              | -                      | -                               | -              | -              | -              | -              | -             |  |  |  |
| <b>Female, total .....</b>  | <b>81 840</b>  | <b>72 140</b>                     | <b>38 704</b>  | <b>11 251</b>  | <b>8 536</b>   | <b>6 870</b>   | <b>6 779</b>           | <b>9 700</b>                    | <b>3 021</b>   | <b>789</b>     | <b>1 300</b>   | <b>2 379</b>   | <b>2 210</b>  |  |  |  |
| Professional and technical .....  | 6 641  | 6 118                             | 4 212          | 1 074          | 138            | 437            | 256                    | 523                             | 199            | -              | 130            | 193            | -             |  |  |  |
| Managerial and administrative .....   | 1 943  | 1 943                             | 1 044          | 361            | 71             | 259            | 207                    | -                               | -              | -              | -              | -              | -             |  |  |  |
| Sales .....   | 2 543  | 2 006                             | 1 135          | 137            | 337            | 203            | 194                    | 537                             | -              | -              | 134            | 70             | 334           |  |  |  |
| Clerical .....  | 23 785   | 21 844                            | 12 870         | 2 593          | 2 398          | 2 060          | 1 924                  | 1 941                           | 332            | 64             | 194            | 776            | 575           |  |  |  |
| Craftsmen and foremen .....   | 1 852  | 1 852                             | 1 131          | 193            | 258            | -              | 269                    | -                               | -              | -              | -              | -              | -             |  |  |  |
| Operatives, except transportation .....   | 21 090   | 19 797                            | 8 505          | 3 860          | 2 784          | 2 797          | 1 850                  | 1 293                           | 191            | -              | 250            | 468            | 384           |  |  |  |
| Transport equipment operatives .....  | 129  | 129                               | -              | 66             | -              | -              | 63                     | -                               | -              | -              | -              | -              | -             |  |  |  |
| Laborers, except farm .....   | 1 044  | 920                               | 396            | 130            | 66             | 67             | 261                    | 124                             | -              | 64             | 61             | -              | -             |  |  |  |
| Service workers, except private household .....                                   | 15 021   | 12 434                            | 6 165          | 2 161          | 1 777          | 845            | 1 485                  | 2 588                           | 997            | 263            | 203            | 739            | 386           |  |  |  |
| Private household workers .....   | 7 610  | 4 916                             | 3 128          | 675            | 705            | 137            | 270                    | 2 694                           | 1 302          | 399            | 329            | 133            | 531           |  |  |  |
| Farmers and farm managers .....   | -  | -                                 | -              | -              | -              | -              | -                      | -                               | -              | -              | -              | -              | -             |  |  |  |
| Farm laborers and foremen .....   | 181  | 181                               | 118            | -              | -              | 64             | -                      | -                               | -              | -              | -              | -              | -             |  |  |  |
| Not available .....   | -  | -                                 | -              | -              | -              | -              | -                      | -                               | -              | -              | -              | -              | -             |  |  |  |
| <b>MAJOR INDUSTRY GROUP<sup>1</sup></b>   |  |                                   |                |                |                |                |                        |                                 |                |                |                |                |               |  |  |  |
| <b>Male, total .....</b>  | <b>99 838</b>  | <b>93 599</b>                     | <b>60 745</b>  | <b>11 734</b>  | <b>8 297</b>   | <b>8 132</b>   | <b>4 692</b>           | <b>6 238</b>                    | <b>2 200</b>   | <b>781</b>     | <b>937</b>     | <b>1 244</b>   | <b>1 075</b>  |  |  |  |
| <b>Private Wage and Salary Worker</b>   |  |                                   |                |                |                |                |                        |                                 |                |                |                |                |               |  |  |  |
| Agriculture, forestry, and fisheries .....  | 1 737  | 1 577                             | 655            | 241            | 141            | 412            | 129                    | 160                             | 80             | -              | -              | -              | 80            |  |  |  |
| Mining .....  | 67   | 67                                | 67             | -              | -              | -              | -                      | -                               | -              | -              | -              | -              | -             |  |  |  |
| Construction .....  | 4 386  | 3 912                             | 1 441          | 931            | 673            | 718            | 147                    | 445                             | -              | -              | 69             | 188            | 187           |  |  |  |
| Durable goods manufacturing .....   | 22 461   | 22 063                            | 13 574         | 3 509          | 1 760          | 2 082          | 1 139                  | 397                             | 80             | 88             | 156            | 74             | -             |  |  |  |
| Nondurable goods manufacturing .....  | 10 360   | 9 939                             | 6 600          | 1 553          | 743            | 742            | 301                    | 421                             | 80             | 191            | 84             | 67             | -             |  |  |  |
| Transportation, communication, and other public utilities .....                   | 6 366  | 5 800                             | 3 958          | 693            | 347            | 333            | 469                    | 567                             | 186            | 237            | 74             | 70             | -             |  |  |  |
| Wholesale and retail trade .....  | 17 900   | 16 445                            | 11 136         | 1 717          | 1 554          | 1 405          | 633                    | 1 455                           | 773            | -              | -              | 296            | 386           |  |  |  |
| Finance, insurance, and real estate .....   | 2 136  | 1 925                             | 1 370          | 133            | 195            | 64             | 164                    | 211                             | 151            | -              | -              | -              | 60            |  |  |  |
| Business and repair services .....  | 7 572  | 6 684                             | 3 701          | 314            | 1 069          | 974            | 586                    | 928                             | 74             | 63             | 417            | 149            | 225           |  |  |  |
| Personal services .....   | 4 667  | 4 076                             | 2 112          | 579            | 688            | 475            | 223                    | 591                             | 244            | 143            | 70             | 134            | -             |  |  |  |
| Professional services and entertainment .....                                     | 6 318  | 5 753                             | 3 486          | 1 004          | 505            | 463            | 296                    | 565                             | 287            | -              | 68             | 137            | 72            |  |  |  |
| <b>Government<sup>2</sup></b>   |  |                                   |                |                |                |                |                        |                                 |                |                |                |                |               |  |  |  |
| Educational services .....  | 2 166  | 2 042                             | 1 749          | 148            | 144            | -              | -                      | 124                             | 64             | -              | -              | 61             | -             |  |  |  |
| All other government services .....   | 13 731   | 13 356                            | 10 897         | 912            | 477            | 465            | 605                    | 375                             | 182            | 60             | -              | 69             | 64            |  |  |  |
| Not available .....   | -  | -                                 | -              | -              | -              | -              | -                      | -                               | -              | -              | -              | -              | -             |  |  |  |
| <b>Female, total .....</b>  | <b>81 840</b>  | <b>72 140</b>                     | <b>38 704</b>  | <b>11 251</b>  | <b>8 536</b>   | <b>6 870</b>   | <b>6 779</b>           | <b>9 700</b>                    | <b>3 021</b>   | <b>789</b>     | <b>1 300</b>   | <b>2 379</b>   | <b>2 210</b>  |  |  |  |
| <b>Private Wage and Salary Worker</b>   |  |                                   |                |                |                |                |                        |                                 |                |                |                |                |               |  |  |  |
| Agriculture, forestry, and fisheries .....  | 181  | 181                               | 118            | -              | -              | 64             | -                      | -                               | -              | -              | -              | -              | -             |  |  |  |
| Mining .....  | 69   | 69                                | 69             | -              | -              | -              | -                      | -                               | -              | -              | -              | -              | -             |  |  |  |
| Construction .....  | 331  | 331                               | 67             | 127            | 71             | 66             | -                      | -                               | -              | -              | -              | -              | -             |  |  |  |
| Durable goods manufacturing .....   | 7 780  | 7 514                             | 3 511          | 1 450          | 991            | 984            | 579                    | 266                             | 67             | -              | -              | 133            | 67            |  |  |  |
| Nondurable goods manufacturing .....  | 14 051   | 13 266                            | 6 147          | 2 454          | 1 570          | 1 487          | 1 607                  | 786                             | 191            | -              | 196            | 268            | 131           |  |  |  |
| Transportation, communication, and other public utilities .....                   | 1 924  | 1 857                             | 994            | 308            | 61             | 307            | 187                    | 67                              | -              | -              | -              | -              | 67            |  |  |  |
| Wholesale and retail trade .....  | 10 412   | 8 454                             | 4 195          | 862            | 1 641          | 1 055          | 701                    | 1 958                           | 271            | 130            | 392            | 464            | 701           |  |  |  |
| Finance, insurance, and real estate .....   | 4 404  | 4 212                             | 2 846          | 456            | 328            | 386            | 197                    | 191                             | -              | -              | -              | 124            | 67            |  |  |  |
| Business and repair services .....  | 3 076  | 2 809                             | 1 050          | 465            | 461            | 456            | 377                    | 267                             | 67             | 64             | 67             | -              | 69            |  |  |  |
| Personal services .....   | 13 208   | 9 390                             | 5 158          | 1 750          | 1 155          | 396            | 931                    | 3 818                           | 1 695          | 399            | 452            | 547            | 725           |  |  |  |
| Professional services and entertainment .....                                     | 12 422   | 11 577                            | 6 728          | 1 802          | 1 325          | 836            | 886                    | 845                             | 322            | 131            | 64             | 200            | 129           |  |  |  |
| <b>Government<sup>2</sup></b>   |  |                                   |                |                |                |                |                        |                                 |                |                |                |                |               |  |  |  |
| Educational services .....  | 4 509  | 3 728                             | 1 997          | 661            | 345            | 326            | 399                    | 781                             | 132            | 66             | 130            | 323            | 130           |  |  |  |
| All other government services .....   | 9 473  | 8 752                             | 5 826          | 916            | 589            | 507            | 914                    | 721                             | 276            | -              | -              | 321            | 123           |  |  |  |
| Not available .....   | -  | -                                 | -              | -              | -              | -              | -                      | -                               | -              | -              | -              | -              | -             |  |  |  |

<sup>1</sup> Persons 16 to 64 years, not in school, longest job as a wage and salary worker.

<sup>2</sup> Government class of worker.



Table 20. Work Experience in Last 12 Months of Wage and Salary Workers: All Races—Continued

| Major Occupation Group<br>Major Industry Group<br>Annual Wage and Salary Earnings | Total wage and salary workers with work experience in last 12 months | Work experience in last 12 months |                |                |                |                |                        |                                 |                |                |                |                |               |     |  |  |  |  |  |  |  |  |
|---|--|-----------------------------------|----------------|----------------|----------------|----------------|------------------------|---------------------------------|----------------|----------------|----------------|----------------|---------------|-----|--|--|--|--|--|--|--|--|
|   |  | Full-time weeks worked            |                |                |                |                | Part-time weeks worked |                                 |                |                |                |                |               |     |  |  |  |  |  |  |  |  |
|   |  | Total with full-time experience   | 50 to 52 weeks | 40 to 49 weeks | 27 to 39 weeks | 14 to 26 weeks | 1 to 13 weeks          | Total with part-time experience | 50 to 52 weeks | 40 to 49 weeks | 27 to 39 weeks | 14 to 26 weeks | 1 to 13 weeks |     |  |  |  |  |  |  |  |  |
| <b>ANNUAL WAGE AND SALARY EARNINGS<sup>1</sup></b>                                |  |                                   |                |                |                |                |                        |                                 |                |                |                |                |               |     |  |  |  |  |  |  |  |  |
| Male, total .....   | 99 838   | 93 599                            | 60 745         | 11 734         | 8 297          | 8 132          | 4 692                  | 6 238                           | 2 200          | 781            | 937            | 1 244          | 1 075         |     |  |  |  |  |  |  |  |  |
| Less than \$500 .....   | 2 381  | 1 786                             | 304            | -              | 383            | 259            | 840                    | 594                             | 61             | -              | -              | -              | 65            | 469 |  |  |  |  |  |  |  |  |
| \$500 to \$999 .....  | 4 333  | 3 149                             | 730            | 88             | 503            | 479            | 1 349                  | 1 184                           | 279            | 63             | 228            | 285            | 329           |     |  |  |  |  |  |  |  |  |
| \$1,000 to \$1,999 .....  | 9 197  | 8 131                             | 1 715          | 822            | 1 006          | 2 907          | 1 681                  | 1 066                           | 320            | 204            | -              | 481            | 60            |     |  |  |  |  |  |  |  |  |
| \$2,000 to \$2,999 .....  | 7 986  | 6 479                             | 1 443          | 538            | 1 781          | 2 269          | 448                    | 1 507                           | 696            | 67             | 430            | 161            | 154           |     |  |  |  |  |  |  |  |  |
| \$3,000 to \$3,999 .....  | 10 064   | 9 298                             | 3 923          | 1 979          | 2 056          | 1 152          | 188                    | 765                             | 121            | 244            | 147            | 252            | -             |     |  |  |  |  |  |  |  |  |
| \$4,000 to \$4,999 .....  | 9 872  | 9 445                             | 6 093          | 2 245          | 627            | 356            | 124                    | 427                             | 271            | 93             | 63             | -              | -             |     |  |  |  |  |  |  |  |  |
| \$5,000 to \$5,999 .....  | 11 452   | 11 260                            | 8 576          | 1 707          | 438            | 478            | 61                     | 193                             | 80             | 49             | -              | -              | 63            |     |  |  |  |  |  |  |  |  |
| \$6,000 to \$6,999 .....  | 12 005   | 11 924                            | 9 606          | 1 844          | 386            | 88             | -                      | 80                              | 80             | -              | -              | -              | -             |     |  |  |  |  |  |  |  |  |
| \$7,000 to \$7,999 .....  | 9 803  | 9 660                             | 8 133          | 831            | 552            | 145            | -                      | 183                             | 74             | -              | 69             | -              | -             |     |  |  |  |  |  |  |  |  |
| \$8,000 to \$8,999 .....  | 9 276  | 9 124                             | 8 426          | 437            | 261            | -              | -                      | 152                             | 152            | -              | -              | -              | -             |     |  |  |  |  |  |  |  |  |
| \$9,000 to \$9,999 .....  | 3 789  | 3 729                             | 3 306          | 423            | -              | -              | -                      | 60                              | -              | 60             | -              | -              | -             |     |  |  |  |  |  |  |  |  |
| \$10,000 to \$11,999 .....  | 5 257  | 5 191                             | 4 404          | 550            | 237            | -              | -                      | 67                              | 67             | -              | -              | -              | -             |     |  |  |  |  |  |  |  |  |
| \$12,000 to \$14,999 .....  | 3 444  | 3 444                             | 3 108          | 270            | 67             | -              | -                      | -                               | -              | -              | -              | -              | -             |     |  |  |  |  |  |  |  |  |
| \$15,000 or more .....  | 978  | 978                               | 978            | -              | -              | -              | -                      | -                               | -              | -              | -              | -              | -             |     |  |  |  |  |  |  |  |  |
| Median .....  | 5 531  | 5 756                             | 6 790          | 5 114          | 3 231          | 2 186          | 1 093                  | 2 183                           | 2 633          | 3 233          | 2 559          | 1 565          | 605           |     |  |  |  |  |  |  |  |  |
| Female, total .....   | 81 840   | 72 140                            | 38 704         | 11 251         | 8 536          | 6 870          | 6 779                  | 9 700                           | 3 021          | 789            | 1 300          | 2 379          | 2 210         |     |  |  |  |  |  |  |  |  |
| Less than \$500 .....   | 6 747  | 4 733                             | 526            | 272            | 466            | 503            | 2 965                  | 2 014                           | 201            | -              | 117            | 199            | 1 498         |     |  |  |  |  |  |  |  |  |
| \$500 to \$999 .....  | 7 516  | 5 512                             | 601            | 335            | 517            | 1 208          | 2 851                  | 2 004                           | 252            | 66             | 260            | 907            | 519           |     |  |  |  |  |  |  |  |  |
| \$1,000 to \$1,999 .....  | 11 066   | 8 103                             | 1 553          | 757            | 1 434          | 3 457          | 902                    | 2 964                           | 1 107          | 258            | 332            | 1 180          | 126           |     |  |  |  |  |  |  |  |  |
| \$2,000 to \$2,999 .....  | 10 418   | 8 968                             | 2 524          | 2 125          | 3 096          | 1 163          | 61                     | 1 450                           | 726            | 200            | 324            | 133            | 67            |     |  |  |  |  |  |  |  |  |
| \$3,000 to \$3,999 .....  | 13 305   | 12 702                            | 7 991          | 2 615          | 1 828          | 268            | -                      | 603                             | 203            | 132            | 267            | -              | -             |     |  |  |  |  |  |  |  |  |
| \$4,000 to \$4,999 .....  | 10 883   | 10 678                            | 7 375          | 2 590          | 578            | 134            | -                      | 205                             | 205            | -              | -              | -              | -             |     |  |  |  |  |  |  |  |  |
| \$5,000 to \$5,999 .....  | 7 126  | 7 063                             | 5 695          | 1 027          | 276            | 66             | -                      | 64                              | -              | 64             | -              | -              | -             |     |  |  |  |  |  |  |  |  |
| \$6,000 to \$6,999 .....  | 6 211  | 6 078                             | 5 171          | 774            | 133            | -              | -                      | 132                             | 63             | 69             | -              | -              | -             |     |  |  |  |  |  |  |  |  |
| \$7,000 to \$7,999 .....  | 4 077  | 3 813                             | 3 567          | 246            | -              | -              | -                      | 264                             | 264            | -              | -              | -              | -             |     |  |  |  |  |  |  |  |  |
| \$8,000 to \$8,999 .....  | 2 162  | 2 162                             | 1 759          | 194            | 209            | -              | -                      | -                               | -              | -              | -              | -              | -             |     |  |  |  |  |  |  |  |  |
| \$9,000 to \$9,999 .....  | 1 141  | 1 141                             | 939            | 132            | -              | 70             | -                      | -                               | -              | -              | -              | -              | -             |     |  |  |  |  |  |  |  |  |
| \$10,000 to \$11,999 .....  | 579  | 579                               | 459            | 120            | -              | -              | -                      | -                               | -              | -              | -              | -              | -             |     |  |  |  |  |  |  |  |  |
| \$12,000 to \$14,999 .....  | 202  | 202                               | 202            | -              | -              | -              | -                      | -                               | -              | -              | -              | -              | -             |     |  |  |  |  |  |  |  |  |
| \$15,000 or more .....  | 407  | 407                               | 341            | 66             | -              | -              | -                      | -                               | -              | -              | -              | -              | -             |     |  |  |  |  |  |  |  |  |
| Median .....  | 3 389  | 3 689                             | 4 835          | 3 817          | 2 598          | 1 499          | 574                    | 1 281                           | 1 956          | 2 351          | 1 823          | 1 073          | 369           |     |  |  |  |  |  |  |  |  |

<sup>1</sup> Persons 16 to 64 years, not in school.

Table 20a. Work Experience in Last 12 Months of Wage and Salary Workers: Negro

| Major Occupation Group<br>Major Industry Group<br>Annual Wage and Salary Earnings | Total wage and salary workers with work experience in last 12 months | Work experience in last 12 months |                |                |                |                |                        |                                 |                |                |                |                |               |
|---|--|-----------------------------------|----------------|----------------|----------------|----------------|------------------------|---------------------------------|----------------|----------------|----------------|----------------|---------------|
|   |  | Full-time weeks worked            |                |                |                |                | Part-time weeks worked |                                 |                |                |                |                |               |
|   |  | Total with full-time experience   | 50 to 52 weeks | 40 to 49 weeks | 27 to 39 weeks | 14 to 26 weeks | 1 to 13 weeks          | Total with part-time experience | 50 to 52 weeks | 40 to 49 weeks | 27 to 39 weeks | 14 to 26 weeks | 1 to 13 weeks |
| <b>MAJOR OCCUPATION GROUP<sup>1</sup></b>   |  |                                   |                |                |                |                |                        |                                 |                |                |                |                |               |
| Total   | 96 500   | 87 373                            | 51 456         | 13 323         | 7 746          | 8 125          | 6 723                  | 9 127                           | 2 985          | 830            | 1 119          | 2 139          | 2 053         |
| Professional and technical  | 5 295  | 4 749                             | 3 606          | 335            | 224            | 329            | 253                    | 547                             | 196            | -              | 67             | 190            | 94            |
| Managerial and administrative   | 1 938  | 1 878                             | 1 088          | 324            | 63             | 338            | 66                     | 61                              | 61             | -              | -              | -              | -             |
| Sales   | 2 679  | 2 214                             | 1 538          | 70             | 219            | 133            | 254                    | 466                             | -              | -              | 67             | 70             | 329           |
| Clerical  | 19 105   | 17 516                            | 10 307         | 2 148          | 1 908          | 1 792          | 1 361                  | 1 589                           | 267            | 129            | 67             | 652            | 474           |
| Craftsmen and foremen   | 8 873  | 8 664                             | 5 143          | 1 340          | 788            | 916            | 477                    | 209                             | 80             | -              | 63             | -              | 67            |
| Operatives, except transportation   | 18 577   | 17 836                            | 8 391          | 3 828          | 1 810          | 2 173          | 1 633                  | 741                             | 217            | -              | 67             | 328            | 129           |
| Transport equipment operatives  | 5 682  | 5 384                             | 3 860          | 763            | 147            | 337            | 278                    | 258                             | -              | 94             | 164            | -              | -             |
| Laborers, except farm   | 6 042  | 5 257                             | 3 238          | 632            | 262            | 430            | 695                    | 784                             | 161            | 140            | 61             | 202            | 222           |
| Service workers, except private household   | 22 015   | 20 088                            | 11 778         | 3 342          | 2 000          | 1 395          | 1 574                  | 1 927                           | 736            | 132            | 237            | 564            | 258           |
| Private household workers   | 5 974  | 3 508                             | 2 444          | 541            | 324            | 67             | 133                    | 2 466                           | 1 268          | 335            | 329            | 133            | 400           |
| Farmers and farm managers   | -  | -                                 | -              | -              | -              | -              | -                      | -                               | -              | -              | -              | -              | -             |
| Farm laborers and foremen   | 359  | 280                               | 63             | -              | -              | 216            | -                      | 80                              | -              | -              | -              | -              | 80            |
| Not available   | -  | -                                 | -              | -              | -              | -              | -                      | -                               | -              | -              | -              | -              | -             |
| <b>Male, total</b>  |  |                                   |                |                |                |                |                        |                                 |                |                |                |                |               |
| Professional and technical  | 50 626   | 47 630                            | 31 091         | 6 308          | 3 541          | 4 073          | 2 618                  | 2 996                           | 1 006          | 362            | 397            | 615            | 615           |
| Managerial and administrative   | 2 357  | 2 076                             | 1 797          | -              | 155            | 63             | 61                     | 281                             | 127            | -              | -              | 61             | 94            |
| Sales   | 1 421  | 1 361                             | 959            | 200            | 63             | 139            | -                      | 61                              | 61             | -              | -              | -              | -             |
| Clerical  | 1 208  | 1 145                             | 935            | -              | 149            | -              | 61                     | 63                              | -              | -              | -              | -              | 63            |
| Craftsmen and foremen   | 5 452  | 4 963                             | 3 533          | 506            | 548            | 253            | 124                    | 489                             | 201            | 129            | -              | 69             | 90            |
| Operatives, except transportation   | 8 073  | 7 864                             | 4 668          | 1 214          | 728            | 916            | 339                    | 209                             | 80             | -              | 63             | -              | 67            |
| Transport equipment operatives  | 9 244  | 8 895                             | 4 990          | 1 556          | 753            | 865            | 731                    | 349                             | 217            | -              | -              | 132            | -             |
| Laborers, except farm   | 5 579  | 5 321                             | 3 860          | 763            | 147            | 337            | 215                    | 258                             | -              | 94             | 164            | -              | -             |
| Service workers, except private household   | 5 392  | 4 668                             | 3 035          | 502            | 196            | 430            | 505                    | 724                             | 161            | 140            | -              | 202            | 222           |
| Private household workers   | 11 191   | 10 870                            | 7 063          | 1 567          | 801            | 854            | 584                    | 322                             | -              | -              | 170            | 152            | -             |
| Farmers and farm managers   | 349  | 189                               | 189            | -              | -              | -              | -                      | 160                             | 160            | -              | -              | -              | -             |
| Farm laborers and foremen   | 359  | 280                               | 63             | -              | -              | 216            | -                      | 80                              | -              | -              | -              | -              | 80            |
| Not available   | -  | -                                 | -              | -              | -              | -              | -                      | -                               | -              | -              | -              | -              | -             |
| <b>Female, total</b>  |  |                                   |                |                |                |                |                        |                                 |                |                |                |                |               |
| Professional and technical  | 45 874   | 39 743                            | 20 365         | 7 016          | 4 206          | 4 052          | 4 105                  | 6 131                           | 1 979          | 467            | 722            | 1 524          | 1 438         |
| Managerial and administrative   | 2 938  | 2 673                             | 1 810          | 335            | 69             | 266            | 193                    | 265                             | 69             | -              | 67             | 130            | -             |
| Sales   | 517  | 517                               | 129            | 124            | -              | 199            | 66                     | 61                              | 61             | -              | -              | -              | -             |
| Clerical  | 1 472  | 1 069                             | 603            | 70             | 70             | 133            | 194                    | 403                             | -              | -              | 67             | 70             | 266           |
| Craftsmen and foremen   | 13 653   | 12 553                            | 6 774          | 1 643          | 1 361          | 1 539          | 1 237                  | 1 100                           | 67             | -              | 67             | 583            | 384           |
| Operatives, except transportation   | 800  | 800                               | 475            | 127            | 61             | -              | 138                    | -                               | -              | -              | -              | -              | -             |
| Transport equipment operatives  | 9 333  | 8 941                             | 3 402          | 2 272          | 1 056          | 1 308          | 902                    | 392                             | -              | -              | 67             | 196            | 129           |
| Laborers, except farm   | 63   | 63                                | -              | -              | -              | -              | 63                     | -                               | -              | -              | -              | -              | -             |
| Service workers, except private household   | 650  | 589                               | 203            | 130            | 66             | -              | 190                    | 61                              | -              | -              | 61             | -              | -             |
| Private household workers   | 10 823   | 9 218                             | 4 715          | 1 775          | 1 199          | 541            | 990                    | 1 605                           | 736            | 132            | 67             | 412            | 258           |
| Farmers and farm managers   | 5 625  | 3 320                             | 2 255          | 541            | 324            | 67             | 133                    | 2 305                           | 1 108          | 335            | 329            | 133            | 400           |
| Farm laborers and foremen   | -  | -                                 | -              | -              | -              | -              | -                      | -                               | -              | -              | -              | -              | -             |
| Not available   | -  | -                                 | -              | -              | -              | -              | -                      | -                               | -              | -              | -              | -              | -             |
| <b>MAJOR INDUSTRY GROUP<sup>1</sup></b>   |  |                                   |                |                |                |                |                        |                                 |                |                |                |                |               |
| <b>Male, total</b>  |  |                                   |                |                |                |                |                        |                                 |                |                |                |                |               |
| <b>Private Wage and Salary Worker</b>   |  |                                   |                |                |                |                |                        |                                 |                |                |                |                |               |
| Agriculture, forestry, and fisheries  | 506  | 346                               | 130            | -              | -              | 216            | -                      | 160                             | 80             | -              | -              | -              | 80            |
| Mining  | 67   | 67                                | 67             | -              | -              | -              | -                      | -                               | -              | -              | -              | -              | -             |
| Construction  | 2 286  | 2 159                             | 871            | 517            | 326            | 445            | -                      | 127                             | -              | -              | -              | -              | 127           |
| Durable goods manufacturing   | 10 365   | 10 223                            | 5 800          | 1 690          | 956            | 982            | 795                    | 142                             | 80             | -              | 63             | -              | -             |
| Nondurable goods manufacturing  | 3 872  | 3 663                             | 2 314          | 680            | 283            | 234            | 151                    | 209                             | 80             | 63             | -              | 67             | -             |
| Transportation, communication, and other public utilities                         | 4 552  | 4 314                             | 2 800          | 693            | 220            | 196            | 405                    | 237                             | -              | 94             | 74             | 70             | -             |
| Wholesale and retail trade  | 8 699  | 8 039                             | 5 158          | 1 082          | 551            | 875            | 372                    | 660                             | 274            | -              | -              | 134            | 252           |
| Finance, insurance, and real estate   | 630  | 630                               | 576            | 133            | 121            | -              | -                      | -                               | -              | -              | -              | -              | -             |
| Business and repair services  | 4 319  | 3 690                             | 1 812          | 247            | 738            | 594            | 299                    | 629                             | -              | 63             | 260            | 149            | 157           |
| Personal services   | 1 487  | 1 035                             | 844            | 130            | -              | -              | 61                     | 453                             | 244            | 143            | -              | 66             | -             |
| Professional services and entertainment   | 2 762  | 2 635                             | 1 665          | 528            | 130            | 153            | 158                    | 127                             | 127            | -              | -              | -              | -             |
| <b>Government<sup>2</sup></b>   |  |                                   |                |                |                |                |                        |                                 |                |                |                |                |               |
| Educational services  | 1 376  | 1 316                             | 1 195          | 61             | 61             | -              | -                      | 61                              | -              | -              | -              | 61             | -             |
| All other government services   | 9 504  | 9 314                             | 7 860          | 545            | 154            | 377            | 378                    | 190                             | 121            | -              | -              | 69             | -             |
| Not available   | -  | -                                 | -              | -              | -              | -              | -                      | -                               | -              | -              | -              | -              | -             |
| <b>Female, total</b>  |  |                                   |                |                |                |                |                        |                                 |                |                |                |                |               |
| <b>Private Wage and Salary Worker</b>   |  |                                   |                |                |                |                |                        |                                 |                |                |                |                |               |
| Agriculture, forestry, and fisheries  | -  | -                                 | -              | -              | -              | -              | -                      | -                               | -              | -              | -              | -              | -             |
| Mining  | 69   | 69                                | 69             | -              | -              | -              | -                      | -                               | -              | -              | -              | -              | -             |
| Construction  | 193  | 193                               | -              | 127            | -              | 66             | -                      | -                               | -              | -              | -              | -              | -             |
| Durable goods manufacturing   | 4 692  | 4 492                             | 1 729          | 994            | 595            | 857            | 317                    | 200                             | -              | -              | -              | 133            | 67            |
| Nondurable goods manufacturing  | 4 277  | 4 078                             | 1 730          | 1 054          | 329            | 380            | 585                    | 200                             | -              | -              | 67             | 133            | -             |
| Transportation, communication, and other public utilities                         | 950  | 950                               | 399            | 121            | 61             | 307            | 63                     | -                               | -              | -              | -              | -              | -             |
| Wholesale and retail trade  | 5 449  | 4 346                             | 2 040          | 538            | 716            | 599            | 454                    | 1 103                           | 130            | 67             | 127            | 139            | 641           |
| Finance, insurance, and real estate   | 1 827  | 1 703                             | 1 040          | 268            | 196            | 199            | -                      | 124                             | -              | -              | -              | 124            | -             |
| Business and repair services  | 1 471  | 1 335                             | 530            | 275            | 136            | 199            | 196                    | 136                             | -              | -              | 67             | -              | 69            |
| Personal services   | 9 247  | 6 197                             | 3 457          | 1 352          | 519            | 202            | 667                    | 3 050                           | 1 445          | 335            | 396            | 408            | 467           |
| Professional services and entertainment   | 6 411  | 6 209                             | 3 322          | 847            | 927            | 538            | 574                    | 202                             | 67             | -              | -              | 70             | 66            |
| <b>Government<sup>2</sup></b>   |  |                                   |                |                |                |                |                        |                                 |                |                |                |                |               |
| Educational services  | 3 770  | 3 179                             | 1 659          | 590            | 271            | 259            | 399                    | 590                             | 132            | 66             | 67             | 259            | 67            |
| All other government services   | 7 518  | 6 992                             | 4 390          | 849            | 456            | 447            | 850                    | 526                             | 206            | -              | -              | 258            | 63            |
| Not available   | -  | -                                 | -              | -              | -              | -              | -                      | -                               | -              | -              | -              | -              | -             |

<sup>1</sup> Persons 16 to 64 years, not in school, longest job as a wage and salary worker.

<sup>2</sup> Government class of worker.

Table 20a. Work Experience in Last 12 Months of Wage and Salary Workers: Negro-Continued

| Major Occupation Group<br>Major Industry Group<br>Annual Wage and Salary Earnings | Total wage and salary workers with work experience in last 12 months | Work experience in last 12 months |                |                |                |                |                        |                                 |                |                |                |                |               |  |  |
|---|--|-----------------------------------|----------------|----------------|----------------|----------------|------------------------|---------------------------------|----------------|----------------|----------------|----------------|---------------|--|--|
|   |  | Full-time weeks worked            |                |                |                |                | Part-time weeks worked |                                 |                |                |                |                |               |  |  |
|   |  | Total with full-time experience   | 50 to 52 weeks | 40 to 49 weeks | 27 to 39 weeks | 14 to 26 weeks | 1 to 13 weeks          | Total with part-time experience | 50 to 52 weeks | 40 to 49 weeks | 27 to 39 weeks | 14 to 26 weeks | 1 to 13 weeks |  |  |
| <b>ANNUAL WAGE AND SALARY EARNINGS<sup>1</sup></b>                                |  |                                   |                |                |                |                |                        |                                 |                |                |                |                |               |  |  |
| Male, total   | 50 626   | 47 630                            | 31 091         | 6 308          | 3 541          | 4 073          | 2 618                  | 2 996                           | 1 006          | 362            | 397            | 615            | 615           |  |  |
| Less than \$500   | 901  | 568                               | -              | -              | 248            | 130            | 191                    | 333                             | 61             | -              | -              | 65             | 207           |  |  |
| \$500 to \$999  | 1 661  | 1 177                             | 67             | -              | 165            | 121            | 824                    | 485                             | 77             | 63             | 90             | -              | 259           |  |  |
| \$1,000 to \$1,999  | 4 261  | 3 557                             | 565            | 375            | 423            | 1 156          | 1 038                  | 704                             | 80             | 143            | -              | 481            | -             |  |  |
| \$2,000 to \$2,999  | 3 766  | 3 005                             | 287            | 190            | 845            | 1 366          | 317                    | 761                             | 358            | -              | 244            | 69             | 90            |  |  |
| \$3,000 to \$3,999  | 3 476  | 3 259                             | 1 209          | 577            | 625            | 660            | 188                    | 217                             | 61             | 157            | -              | -              | -             |  |  |
| \$4,000 to \$4,999  | 4 236  | 4 094                             | 2 152          | 1 408          | 308            | 226            | -                      | 142                             | 80             | -              | 63             | -              | -             |  |  |
| \$5,000 to \$5,999  | 6 676  | 6 533                             | 4 899          | 875            | 285            | 414            | 61                     | 143                             | 80             | -              | -              | -              | 63            |  |  |
| \$6,000 to \$6,999  | 7 017  | 6 937                             | 5 295          | 1 418          | 224            | -              | -                      | 80                              | 80             | -              | -              | -              | -             |  |  |
| \$7,000 to \$7,999  | 5 720  | 5 720                             | 5 079          | 546            | 95             | -              | -                      | -                               | -              | -              | -              | -              | -             |  |  |
| \$8,000 to \$8,999  | 5 530  | 5 467                             | 5 058          | 212            | 197            | -              | -                      | 64                              | 64             | -              | -              | -              | -             |  |  |
| \$9,000 to \$9,999  | 1 877  | 1 877                             | 1 680          | 196            | -              | -              | -                      | -                               | -              | -              | -              | -              | -             |  |  |
| \$10,000 to \$11,999  | 3 097  | 3 031                             | 2 596          | 374            | 61             | -              | -                      | 67                              | 67             | -              | -              | -              | -             |  |  |
| \$12,000 to \$14,999  | 1 814  | 1 814                             | 1 612          | 136            | 67             | -              | -                      | -                               | -              | -              | -              | -              | -             |  |  |
| \$15,000 or more  | 592  | 592                               | -              | -              | -              | -              | -                      | -                               | -              | -              | -              | -              | -             |  |  |
| Median  | 6 048  | 6 234                             | 7 211          | 5 690          | 3 143          | 2 461          | 1 284                  | 1 967                           | 2 799          | 1 829          | 2 444          | 1 504          | 698           |  |  |
| Female, total   | 45 874   | 39 743                            | 20 365         | 7 016          | 4 206          | 4 052          | 4 105                  | 6 131                           | 1 979          | 467            | 722            | 1 524          | 1 438         |  |  |
| Less than \$500   | 4 178  | 3 001                             | 332            | 133            | 262            | 384            | 1 891                  | 1 177                           | 70             | -              | 61             | 133            | 914           |  |  |
| \$500 to \$999  | 4 704  | 3 198                             | 330            | 268            | 132            | 846            | 1 623                  | 1 506                           | 196            | 66             | 196            | 589            | 459           |  |  |
| \$1,000 to \$1,999  | 5 858  | 4 009                             | 722            | 394            | 643            | 1 719          | 531                    | 1 850                           | 782            | 134            | 199            | 669            | 46            |  |  |
| \$2,000 to \$2,999  | 5 888  | 5 096                             | 1 539          | 1 468          | 1 262          | 766            | 61                     | 793                             | 461            | 66             | 133            | 133            | -             |  |  |
| \$3,000 to \$3,999  | 6 779  | 6 382                             | 3 750          | 1 311          | 1 119          | 202            | -                      | 398                             | 132            | 132            | 133            | -              | -             |  |  |
| \$4,000 to \$4,999  | 6 247  | 6 105                             | 3 848          | 1 807          | 451            | -              | -                      | 141                             | 141            | -              | -              | -              | -             |  |  |
| \$5,000 to \$5,999  | 4 166  | 4 166                             | 3 303          | 728            | 69             | 66             | -                      | -                               | -              | -              | -              | -              | -             |  |  |
| \$6,000 to \$6,999  | 4 100  | 3 968                             | 3 328          | 507            | 133            | -              | -                      | 132                             | 63             | 69             | -              | -              | -             |  |  |
| \$7,000 to \$7,999  | 1 872  | 1 738                             | 1 602          | 136            | -              | -              | -                      | 134                             | 134            | -              | -              | -              | -             |  |  |
| \$8,000 to \$8,999  | 1 074  | 1 074                             | 872            | 67             | 136            | -              | -                      | -                               | -              | -              | -              | -              | -             |  |  |
| \$9,000 to \$9,999  | 540  | 540                               | 338            | 132            | -              | 70             | -                      | -                               | -              | -              | -              | -              | -             |  |  |
| \$10,000 to \$11,999  | 130  | 130                               | 130            | -              | -              | -              | -                      | -                               | -              | -              | -              | -              | -             |  |  |
| \$12,000 to \$14,999  | 136  | 136                               | 136            | -              | -              | -              | -                      | -                               | -              | -              | -              | -              | -             |  |  |
| \$15,000 or more  | 202  | 202                               | 136            | 66             | -              | -              | -                      | -                               | -              | -              | -              | -              | -             |  |  |
| Median  | 3 340  | 3 716                             | 4 912          | 3 949          | 2 845          | 1 463          | 550                    | 1 207                           | 1 926          | 2 509          | 1 524          | 1 059          | 394           |  |  |

<sup>1</sup> Persons 16 to 64 years, not in school.

Table 20b. Work Experience in Last 12 Months of Wage and Salary Workers: White

| Major Occupation Group<br>Major Industry Group<br>Annual Wage and Salary Earnings | Total wage and salary workers with work experience in last 12 months | Work experience in last 12 months |                |                |                |                |               |                                 |                |                |                |                |               |  |  |  |
|---|--|-----------------------------------|----------------|----------------|----------------|----------------|---------------|---------------------------------|----------------|----------------|----------------|----------------|---------------|--|--|--|
|   |  | Full-time weeks worked            |                |                |                |                |               | Part-time weeks worked          |                |                |                |                |               |  |  |  |
|   |  | Total with full-time experience   | 50 to 52 weeks | 40 to 49 weeks | 27 to 39 weeks | 14 to 26 weeks | 1 to 13 weeks | Total with part-time experience | 50 to 52 weeks | 40 to 49 weeks | 27 to 39 weeks | 14 to 26 weeks | 1 to 13 weeks |  |  |  |
| <b>MAJOR OCCUPATION GROUP<sup>1</sup></b>   |  |                                   |                |                |                |                |               |                                 |                |                |                |                |               |  |  |  |
| Total .....   | 73 636   | 67 781                            | 40 582         | 8 532          | 8 161          | 6 087          | 4 419         | 5 855                           | 1 611          | 680            | 983            | 1 416          | 1 165         |  |  |  |
| Professional and technical .....  | 6 129  | 5 594                             | 3 954          | 805            | 546            | 226            | 64            | 535                             | 348            | 60             | 64             | 64             | -             |  |  |  |
| Managerial and administrative .....   | 2 832  | 2 771                             | 2 057          | 312            | 137            | 124            | 142           | 60                              | 60             | -              | -              | -              | -             |  |  |  |
| Sales .....   | 2 524  | 2 340                             | 1 491          | 155            | 559            | 134            | -             | 184                             | 96             | -              | -              | -              | 88            |  |  |  |
| Clerical .....  | 12 041   | 10 923                            | 6 822          | 1 193          | 1 072          | 986            | 850           | 1 117                           | 279            | 124            | 127            | 193            | 394           |  |  |  |
| Craftsmen and foremen .....   | 8 121  | 7 808                             | 5 224          | 1 021          | 635            | 509            | 419           | 313                             | -              | -              | 153            | 96             | 64            |  |  |  |
| Operatives, except transportation .....   | 21 776   | 20 609                            | 11 522         | 3 178          | 2 264          | 2 282          | 1 362         | 1 167                           | 159            | 137            | 276            | 340            | 255           |  |  |  |
| Transport equipment operatives .....  | 2 203  | 1 801                             | 1 041          | 280            | 152            | 130            | 199           | 402                             | -              | 161            | 93             | 148            | -             |  |  |  |
| Laborers, except farm .....   | 3 884  | 3 451                             | 1 547          | 535            | 600            | 547            | 223           | 435                             | 93             | 64             | 64             | 91             | 121           |  |  |  |
| Service workers, except private household .....                                   | 11 282   | 9 965                             | 5 559          | 742            | 1 747          | 953            | 963           | 1 317                           | 446            | 70             | 206            | 395            | 200           |  |  |  |
| Private household workers .....   | 1 922  | 1 596                             | 873            | 134            | 381            | 71             | 137           | 325                             | 131            | 64             | -              | -              | 131           |  |  |  |
| Farmers and farm managers .....   | -  | -                                 | -              | -              | -              | -              | -             | -                               | -              | -              | -              | -              | -             |  |  |  |
| Farm laborers and foremen .....   | 923  | 923                               | 491            | 177            | 68             | 126            | 60            | -                               | -              | -              | -              | -              | -             |  |  |  |
| Not available .....   | -  | -                                 | -              | -              | -              | -              | -             | -                               | -              | -              | -              | -              | -             |  |  |  |
| <b>Male, total .....</b>  | <b>42 746</b>  | <b>39 890</b>                     | <b>24 895</b>  | <b>5 000</b>   | <b>4 429</b>   | <b>3 568</b>   | <b>2 000</b>  | <b>2 856</b>                    | <b>944</b>     | <b>419</b>     | <b>472</b>     | <b>561</b>     | <b>460</b>    |  |  |  |
| Professional and technical .....  | 3 576  | 3 235                             | 2 082          | 387            | 476            | 226            | 64            | 341                             | 281            | 60             | -              | -              | -             |  |  |  |
| Managerial and administrative .....   | 1 473  | 1 412                             | 1 209          | 74             | 66             | 64             | -             | 60                              | 60             | -              | -              | -              | -             |  |  |  |
| Sales .....   | 1 587  | 1 402                             | 959            | 88             | 292            | 64             | -             | 184                             | 96             | -              | -              | 88             | -             |  |  |  |
| Clerical .....  | 3 744  | 3 340                             | 1 986          | 356            | 239            | 465            | 294           | 404                             | 141            | 60             | -              | -              | 203           |  |  |  |
| Craftsmen and foremen .....   | 7 135  | 6 822                             | 4 634          | 954            | 437            | 509            | 287           | 313                             | -              | -              | 153            | 96             | 64            |  |  |  |
| Operatives, except transportation .....   | 11 340   | 10 953                            | 7 018          | 1 795          | 866            | 860            | 415           | 386                             | 88             | 137            | 93             | 68             | -             |  |  |  |
| Transport equipment operatives .....  | 2 137  | 1 735                             | 1 041          | 214            | 152            | 130            | 199           | 402                             | -              | 161            | 93             | 148            | -             |  |  |  |
| Laborers, except farm .....   | 3 489  | 3 120                             | 1 354          | 535            | 600            | 480            | 152           | 369                             | 93             | -              | 64             | 91             | 121           |  |  |  |
| Service workers, except private household .....                                   | 7 523  | 7 128                             | 4 238          | 419            | 1 233          | 710            | 528           | 395                             | 185            | -              | 70             | 68             | 72            |  |  |  |
| Private household workers .....   | -  | -                                 | -              | -              | -              | -              | -             | -                               | -              | -              | -              | -              | -             |  |  |  |
| Farmers and farm managers .....   | -  | -                                 | -              | -              | -              | -              | -             | -                               | -              | -              | -              | -              | -             |  |  |  |
| Farm laborers and foremen .....   | 742  | 742                               | 374            | 177            | 68             | 62             | 60            | -                               | -              | -              | -              | -              | -             |  |  |  |
| Not available .....   | -  | -                                 | -              | -              | -              | -              | -             | -                               | -              | -              | -              | -              | -             |  |  |  |
| <b>Female, total .....</b>  | <b>30 890</b>  | <b>27 891</b>                     | <b>15 687</b>  | <b>3 532</b>   | <b>3 732</b>   | <b>2 520</b>   | <b>2 419</b>  | <b>2 999</b>                    | <b>667</b>     | <b>261</b>     | <b>511</b>     | <b>856</b>     | <b>705</b>    |  |  |  |
| Professional and technical .....  | 2 553  | 2 359                             | 1 872          | 418            | 69             | -              | -             | 194                             | 67             | -              | 64             | 64             | -             |  |  |  |
| Managerial and administrative .....   | 1 359  | 1 359                             | 848            | 238            | 71             | 60             | 142           | -                               | -              | -              | -              | -              | -             |  |  |  |
| Sales .....   | 937  | 937                               | 532            | 67             | 267            | 71             | -             | -                               | -              | -              | -              | -              | -             |  |  |  |
| Clerical .....  | 8 297  | 7 583                             | 4 836          | 836            | 833            | 521            | 556           | 713                             | 138            | 64             | 127            | 193            | 191           |  |  |  |
| Craftsmen and foremen .....   | 985  | 985                               | 590            | 67             | 197            | -              | -             | -                               | -              | -              | -              | -              | -             |  |  |  |
| Operatives, except transportation .....   | 10 436   | 9 655                             | 4 504          | 1 383          | 1 398          | 1 422          | 948           | 781                             | 71             | -              | 183            | 272            | 255           |  |  |  |
| Transport equipment operatives .....  | 66   | 66                                | -              | 66             | -              | -              | -             | -                               | -              | -              | -              | -              | -             |  |  |  |
| Laborers, except farm .....   | 395  | 331                               | 193            | -              | -              | 67             | 71            | 64                              | -              | 64             | -              | -              | -             |  |  |  |
| Service workers, except private household .....                                   | 3 759  | 2 837                             | 1 320          | 323            | 515            | 244            | 435           | 922                             | 261            | 70             | 136            | 327            | 127           |  |  |  |
| Private household workers .....   | 1 922  | 1 596                             | 873            | 134            | 381            | 71             | 137           | 325                             | 131            | 64             | -              | -              | 131           |  |  |  |
| Farmers and farm managers .....   | -  | -                                 | -              | -              | -              | -              | -             | -                               | -              | -              | -              | -              | -             |  |  |  |
| Farm laborers and foremen .....   | 181  | 181                               | 118            | -              | -              | 64             | -             | -                               | -              | -              | -              | -              | -             |  |  |  |
| Not available .....   | -  | -                                 | -              | -              | -              | -              | -             | -                               | -              | -              | -              | -              | -             |  |  |  |
| <b>MAJOR INDUSTRY GROUP<sup>1</sup></b>   |  |                                   |                |                |                |                |               |                                 |                |                |                |                |               |  |  |  |
| <b>Male, total .....</b>  | <b>42 746</b>  | <b>39 890</b>                     | <b>24 895</b>  | <b>5 000</b>   | <b>4 429</b>   | <b>3 568</b>   | <b>2 000</b>  | <b>2 856</b>                    | <b>944</b>     | <b>419</b>     | <b>472</b>     | <b>561</b>     | <b>460</b>    |  |  |  |
| <b>Private Wage and Salary Worker</b>   |  |                                   |                |                |                |                |               |                                 |                |                |                |                |               |  |  |  |
| Agriculture, forestry, and fisheries .....  | 1 089  | 1 089                             | 525            | 241            | 68             | 126            | 129           | -                               | -              | -              | -              | -              | -             |  |  |  |
| Mining .....  | -  | -                                 | -              | -              | -              | -              | -             | -                               | -              | -              | -              | -              | -             |  |  |  |
| Construction .....  | 1 939  | 1 622                             | 440            | 415            | 347            | 273            | 147           | 318                             | -              | -              | 69             | 188            | 60            |  |  |  |
| Durable goods manufacturing .....   | 10 947   | 10 692                            | 6 753          | 1 755          | 804            | 1 036          | 345           | 255                             | -              | 88             | 93             | 74             | -             |  |  |  |
| Nondurable goods manufacturing .....  | 5 893  | 5 681                             | 3 951          | 738            | 333            | 508            | 150           | 212                             | -              | 128            | 84             | -              | -             |  |  |  |
| Transportation, communication, and other .....                                    |  |                                   |                |                |                |                |               |                                 |                |                |                |                |               |  |  |  |
| public utilities .....  | 1 453  | 1 217                             | 961            | -              | 126            | 66             | 64            | 236                             | 93             | 143            | -              | -              | -             |  |  |  |
| wholesale and retail trade .....  | 7 587  | 6 792                             | 4 572          | 561            | 943            | 455            | 261           | 795                             | 499            | -              | -              | 162            | 134           |  |  |  |
| finance, insurance, and real estate .....   | 1 032  | 904                               | 667            | -              | 74             | -              | 164           | 127                             | 67             | -              | -              | -              | 60            |  |  |  |
| business and repair services .....  | 3 032  | 2 733                             | 1 801          | -              | 331            | 314            | 287           | 299                             | 74             | -              | 157            | -              | 68            |  |  |  |
| personal services .....   | 2 836  | 2 766                             | 1 060          | 449            | 619            | 475            | 162           | 70                              | -              | -              | 70             | -              | -             |  |  |  |
| professional services and entertainment .....                                     | 3 025  | 2 728                             | 1 588          | 475            | 376            | 226            | 64            | 297                             | 88             | -              | -              | 137            | 72            |  |  |  |
| <b>Government<sup>2</sup></b>   |  |                                   |                |                |                |                |               |                                 |                |                |                |                |               |  |  |  |
| Educational services .....  | 476  | 412                               | 328            | -              | 84             | -              | -             | 64                              | 64             | -              | -              | -              | -             |  |  |  |
| All other government services .....   | 3 438  | 3 254                             | 2 248          | 367            | 324            | 88             | 227           | 185                             | 60             | 60             | -              | -              | 64            |  |  |  |
| Not available .....   | -  | -                                 | -              | -              | -              | -              | -             | -                               | -              | -              | -              | -              | -             |  |  |  |
| <b>Female, total .....</b>  | <b>30 890</b>  | <b>27 891</b>                     | <b>15 687</b>  | <b>3 532</b>   | <b>3 732</b>   | <b>2 520</b>   | <b>2 419</b>  | <b>2 999</b>                    | <b>667</b>     | <b>261</b>     | <b>511</b>     | <b>856</b>     | <b>705</b>    |  |  |  |
| <b>Private Wage and Salary Worker</b>   |  |                                   |                |                |                |                |               |                                 |                |                |                |                |               |  |  |  |
| Agriculture, forestry, and fisheries .....  | 181  | 181                               | 118            | -              | -              | 64             | -             | -                               | -              | -              | -              | -              | -             |  |  |  |
| Mining .....  | -  | -                                 | -              | -              | -              | -              | -             | -                               | -              | -              | -              | -              | -             |  |  |  |
| Construction .....  | 138  | 138                               | 67             | -              | 71             | -              | -             | -                               | -              | -              | -              | -              | -             |  |  |  |
| Durable goods manufacturing .....   | 2 761  | 2 694                             | 1 454          | 456            | 396            | 127            | 262           | 67                              | 67             | -              | -              | -              | -             |  |  |  |
| Nondurable goods manufacturing .....  | 8 461  | 7 995                             | 3 752          | 1 132          | 981            | 1 107          | 1 022         | 466                             | 71             | -              | 130            | 134            | 131           |  |  |  |
| Transportation, communication, and other .....                                    |  |                                   |                |                |                |                |               |                                 |                |                |                |                |               |  |  |  |
| public utilities .....  | 910  | 843                               | 595            | 187            | -              | -              | -             | 67                              | -              | -              | -              | -              | 67            |  |  |  |
| wholesale and retail trade .....  | 4 016  | 3 228                             | 1 609          | 261            | 789            | 389            | 181           | 788                             | 141            | 64             | 198            | 325            | 60            |  |  |  |
| finance, insurance, and real estate .....   | 2 187  | 2 187                             | 1 544          | 127            | 131            | 188            | 197           | -                               | -              | -              | -              | -              | -             |  |  |  |
| business and repair services .....  | 1 489  | 1 358                             | 520            | 137            | 262            | 257            | 181           | 131                             | 67             | 64             | -              | -              | -             |  |  |  |
| personal services .....   | 3 834  | 3 129                             | 1 637          | 399            | 636            | 194            | 264           | 705                             | 187            | 64             | 56             | 140            | 259           |  |  |  |
| professional services and entertainment .....                                     | 4 759  | 4 368                             | 2 948          | 764            | 335            | 134            | 188           | 391                             | 64             | 70             | 64             | 130            | 64            |  |  |  |
| <b>Government<sup>2</sup></b>   |  |                                   |                |                |                |                |               |                                 |                |                |                |                |               |  |  |  |
| Educational services .....  | 599  | 408                               | 338            | 70             | -              | -              | -             | 191                             | -              | -              | 64             | 64             | 64            |  |  |  |
| All other government services .....   | 1 597  | 1 362                             | 1 105          | -              | 133            | 60             | 64            | 195                             | 70             | -              | -              | 64             | 60            |  |  |  |
| Not available .....   | -  | -                                 | -              | -              | -              | -              | -             | -                               | -              | -              | -              | -              | -             |  |  |  |

<sup>1</sup> Persons 16 to 64 years, not in school, longest job as a wage and salary worker.

<sup>2</sup> Government class of worker.

Table 20b. Work Experience in Last 12 Months of Wage and Salary Workers: White—Continued

| Major Occupation Group<br>Major Industry Group<br>Annual Wage and Salary Earnings | Total wage and salary workers with work experience in last 12 months | Work experience in last 12 months |                |                |                |                |               |                                 |                |                |                |                |               |  |
|---|--|-----------------------------------|----------------|----------------|----------------|----------------|---------------|---------------------------------|----------------|----------------|----------------|----------------|---------------|--|
|   |  | Full-time weeks worked            |                |                |                |                |               | Part-time weeks worked          |                |                |                |                |               |  |
|   |  | Total with full-time experience   | 50 to 52 weeks | 40 to 49 weeks | 27 to 39 weeks | 14 to 26 weeks | 1 to 13 weeks | Total with part-time experience | 50 to 52 weeks | 40 to 49 weeks | 27 to 39 weeks | 14 to 26 weeks | 1 to 13 weeks |  |
| <b>ANNUAL WAGE AND SALARY EARNINGS<sup>2</sup></b>                                |  |                                   |                |                |                |                |               |                                 |                |                |                |                |               |  |
| Male, total   | 42 746   | 39 890                            | 24 895         | 5 000          | 4 429          | 3 568          | 2 000         | 2 856                           | 944            | 419            | 472            | 561            | 460           |  |
| Less than \$500   | 1 480  | 1 218                             | 304            | -              | 135            | 129            | 650           | 262                             | -              | -              | -              | -              | 262           |  |
| \$500 to \$999  | 2 239  | 1 681                             | 504            | 88             | 275            | 288            | 525           | 558                             | 130            | -              | 70             | 285            | 74            |  |
| \$1,000 to \$1,999  | 4 217  | 4 033                             | 886            | 373            | 583            | 1 622          | 570           | 185                             | 64             | 60             | -              | -              | 60            |  |
| \$2,000 to \$2,999  | 3 857  | 3 111                             | 924            | 348            | 868            | 840            | 131           | 746                             | 338            | 67             | 186            | 91             | 64            |  |
| \$3,000 to \$3,999  | 5 912  | 5 432                             | 2 531          | 1 271          | 1 296          | 334            | -             | 480                             | 60             | 88             | 147            | 184            | -             |  |
| \$4,000 to \$4,999  | 5 261  | 4 976                             | 3 629          | 774            | 319            | 130            | 124           | 285                             | 191            | 73             | -              | -              | -             |  |
| \$5,000 to \$5,999  | 4 391  | 4 341                             | 3 423          | 762            | 93             | 64             | -             | 49                              | -              | 49             | -              | -              | -             |  |
| \$6,000 to \$6,999  | 4 203  | 4 203                             | 3 527          | 425            | 163            | 88             | -             | -                               | -              | -              | -              | -              | -             |  |
| \$7,000 to \$7,999  | 3 590  | 3 447                             | 2 631          | 285            | 457            | 74             | -             | 143                             | 74             | -              | 69             | -              | -             |  |
| \$8,000 to \$8,999  | 3 237  | 3 149                             | 2 860          | 225            | 64             | -              | -             | 88                              | 88             | -              | -              | -              | -             |  |
| \$9,000 to \$9,999  | 1 434  | 1 374                             | 1 147          | 227            | -              | -              | -             | 60                              | -              | 60             | -              | -              | -             |  |
| \$10,000 to \$11,999  | 1 257  | 1 257                             | 993            | 88             | 176            | -              | -             | -                               | -              | -              | -              | -              | -             |  |
| \$12,000 to \$14,999  | 1 346  | 1 346                             | 1 212          | 134            | -              | -              | -             | -                               | -              | -              | -              | -              | -             |  |
| \$15,000 or more  | 323  | 323                               | 323            | -              | -              | -              | -             | -                               | -              | -              | -              | -              | -             |  |
| Median  | 4 697  | 4 898                             | 6 069          | 4 542          | 3 273          | 1 843          | 833           | 2 567                           | 2 826          | 3 931          | 2 895          | 992            | 439           |  |
| Female, total   | 30 890   | 27 891                            | 15 687         | 3 532          | 3 732          | 2 520          | 2 419         | 2 999                           | 667            | 261            | 511            | 856            | 705           |  |
| Less than \$500   | 2 384  | 1 608                             | 195            | 139            | 205            | 120            | 950           | 777                             | 70             | -              | 56             | 66             | 584           |  |
| \$500 to \$999  | 2 442  | 1 944                             | 202            | 67             | 319            | 259            | 1 097         | 498                             | 56             | -              | 64             | 318            | 60            |  |
| \$1,000 to \$1,999  | 4 636  | 3 836                             | 831            | 363            | 660            | 1 610          | 372           | 800                             | 138            | 64             | 66             | 472            | 60            |  |
| \$2,000 to \$2,999  | 4 004  | 3 478                             | 921            | 590            | 1 637          | 331            | -             | 526                             | 201            | 134            | 191            | -              | -             |  |
| \$3,000 to \$3,999  | 5 875  | 5 670                             | 3 837          | 1 888          | 379            | 86             | -             | 205                             | 71             | -              | 134            | -              | -             |  |
| \$4,000 to \$4,999  | 3 989  | 3 989                             | 3 078          | 649            | 127            | 134            | -             | -                               | -              | -              | -              | -              | -             |  |
| \$5,000 to \$5,999  | 2 367  | 2 303                             | 1 925          | 171            | 206            | -              | -             | 64                              | -              | 64             | -              | -              | -             |  |
| \$6,000 to \$6,999  | 1 508  | 1 508                             | 1 305          | 203            | -              | -              | -             | -                               | -              | -              | -              | -              | -             |  |
| \$7,000 to \$7,999  | 1 941  | 1 811                             | 1 701          | 110            | -              | -              | -             | 130                             | 130            | -              | -              | -              | -             |  |
| \$8,000 to \$8,999  | 757  | 757                               | 757            | -              | -              | -              | -             | -                               | -              | -              | -              | -              | -             |  |
| \$9,000 to \$9,999  | 400  | 400                               | 400            | -              | -              | -              | -             | -                               | -              | -              | -              | -              | -             |  |
| \$10,000 to \$11,999  | 383  | 383                               | 330            | 53             | -              | -              | -             | -                               | -              | -              | -              | -              | -             |  |
| \$12,000 to \$14,999  | -  | -                                 | -              | -              | -              | -              | -             | -                               | -              | -              | -              | -              | -             |  |
| \$15,000 or more  | 205  | 205                               | 205            | -              | -              | -              | -             | -                               | -              | -              | -              | -              | -             |  |
| Median  | 3 337  | 3 543                             | 4 603          | 3 512          | 2 417          | 1 548          | 618           | 1 281                           | 2 342          | 2 500          | 2 365          | 1 093          | 302           |  |

<sup>2</sup> Persons 16 to 64 years, not in school.

Table 21. Extent of Unemployment in Last 12 Months of Part-Year Workers: All Races

| Age and Sex<br>Family Status<br>Educational Attainment | Total<br>part-year<br>workers<br>in last<br>12 months | Extent of unemployment in last 12 months |                       |                  |                   |                   |                     |                     |             |                        |
|--|---|--|-----------------------|------------------|-------------------|-------------------|---------------------|---------------------|-------------|------------------------|
|  |   | No unem-<br>ployment                     | Weeks of unemployment |                  |                   |                   |                     | Number of stretches |             |                        |
|  |   |  | 1 to 4<br>weeks       | 5 to 10<br>weeks | 11 to 14<br>weeks | 15 to 26<br>weeks | 27 weeks<br>or more | 1 stretch           | 2 stretches | 3 stretches<br>or more |
| <b>AGE AND SEX</b>                                     |   |  |                       |                  |                   |                   |                     |                     |             |                        |
| Total, 16 to 64 years                                  | 97 520  | 45 715                                   | 15 237                | 9 632            | 5 953             | 11 282            | 9 700               | 36 847              | 6 459       | 8 499                  |
| Male, total  | 49 999  | 19 132                                   | 7 507                 | 6 349            | 3 313             | 7 122             | 6 577               | 20 633              | 4 485       | 5 749                  |
| 16 to 21 years, total                                  | 11 206  | 5 079                                    | 2 194                 | 1 133            | 482               | 1 396             | 922                 | 4 005               | 1 044       | 1 078                  |
| 16 to 21 years, not in school                          | 3 453   | 1 351                                    | 493                   | 311              | 310               | 494               | 494                 | 1 235               | 624         | 242                    |
| 22 to 34 years, total                                  | 16 932  | 5 395                                    | 3 180                 | 2 784            | 1 122             | 2 227             | 2 225               | 8 062               | 1 952       | 1 524                  |
| 22 to 34 years, veteran of Vietnam                     | 3 302   | 835                                      | 841                   | 276              | 492               | 218               | 641                 | 1 928               | 218         | 321                    |
| 25 to 34 years   | 11 990  | 4 100                                    | 1 868                 | 2 352            | 820               | 1 362             | 1 488               | 5 594               | 1 395       | 902                    |
| 35 to 44 years   | 9 854   | 3 111                                    | 1 582                 | 1 232            | 1 134             | 1 484             | 1 312               | 4 002               | 834         | 1 907                  |
| 45 to 54 years   | 6 554   | 2 501                                    | 260                   | 776              | 575               | 1 276             | 1 165               | 2 885               | 279         | 889                    |
| 55 to 64 years   | 5 452   | 3 046                                    | 291                   | 424              | -                 | 739               | 952                 | 1 679               | 376         | 351                    |
| 40 to 64 years   | 16 504  | 6 651                                    | 1 446                 | 1 947            | 1 048             | 2 711             | 2 701               | 6 677               | 1 081       | 2 096                  |
| Female, total  | 47 521  | 26 583                                   | 7 731                 | 3 284            | 2 640             | 4 160             | 3 124               | 16 214              | 1 974       | 2 750                  |
| 16 to 21 years, total                                  | 10 272  | 4 869                                    | 2 659                 | 714              | 671               | 683               | 676                 | 4 126               | 653         | 624                    |
| 16 to 21 years, not in school                          | 5 045   | 2 576                                    | 1 114                 | 123              | 429               | 432               | 371                 | 1 843               | 312         | 313                    |
| 22 to 34 years   | 17 709  | 10 020                                   | 2 736                 | 1 354            | 897               | 1 457             | 1 245               | 6 005               | 584         | 1 101                  |
| 25 to 34 years   | 12 994  | 7 579                                    | 1 685                 | 985              | 716               | 1 210             | 819                 | 4 343               | 336         | 735                    |
| 35 to 44 years   | 8 749   | 5 470                                    | 1 047                 | 538              | 475               | 882               | 336                 | 2 532               | 339         | 408                    |
| 45 to 54 years   | 7 323   | 3 963                                    | 1 020                 | 540              | 394               | 730               | 676                 | 2 604               | 276         | 481                    |
| 55 to 64 years   | 3 467   | 2 261                                    | 268                   | 137              | 204               | 407               | 191                 | 947                 | 122         | 137                    |
| 40 to 64 years   | 14 493  | 8 583                                    | 1 551                 | 880              | 806               | 1 539             | 1 133               | 4 622               | 534         | 754                    |
| <b>FAMILY STATUS<sup>1</sup></b>                       |   |  |                       |                  |                   |                   |                     |                     |             |                        |
| Male, total  | 39 436  | 14 029                                   | 5 087                 | 5 245            | 3 020             | 6 097             | 5 959               | 16 742              | 3 940       | 4 725                  |
| Family head  | 17 467  | 6 203                                    | 2 095                 | 2 580            | 1 385             | 2 509             | 2 696               | 6 827               | 1 821       | 2 617                  |
| Family member  | 6 694   | 2 181                                    | 1 172                 | 947              | 485               | 1 032             | 877                 | 3 243               | 700         | 569                    |
| Unrelated individual                                   | 15 275  | 5 646                                    | 1 820                 | 1 717            | 1 149             | 2 556             | 2 386               | 6 672               | 1 419       | 1 539                  |
| Female, total  | 40 853  | 23 335                                   | 5 881                 | 2 693            | 2 338             | 3 909             | 2 698               | 13 444              | 1 633       | 2 440                  |
| Family head  | 9 655   | 5 527                                    | 1 181                 | 1 193            | 407               | 946               | 401                 | 3 119               | 332         | 676                    |
| No children under 18 years                             | 1 691   | 870                                      | 205                   | 340              | 71                | 205               | -                   | 547                 | -           | 273                    |
| Children 6 to 17 years only                            | 3 387   | 1 967                                    | 134                   | 336              | 273               | 541               | 136                 | 1 081               | 205         | 133                    |
| Children under 6 years                                 | 4 577   | 2 690                                    | 842                   | 517              | 63                | 200               | 265                 | 1 490               | 127         | 270                    |
| Wife of head   | 18 112  | 10 932                                   | 2 549                 | 770              | 1 116             | 1 476             | 1 269               | 5 324               | 727         | 1 129                  |
| No children under 18 years                             | 6 095   | 2 956                                    | 919                   | 382              | 266               | 683               | 888                 | 2 058               | 408         | 673                    |
| Children 6 to 17 years only                            | 4 423   | 3 025                                    | 399                   | 136              | 262               | 401               | 200                 | 1 064               | 132         | 202                    |
| Children under 6 years                                 | 7 594   | 4 951                                    | 1 231                 | 251              | 588               | 392               | 182                 | 2 202               | 187         | 254                    |
| Other family member                                    | 5 731   | 3 130                                    | 908                   | 130              | 493               | 497               | 574                 | 2 038               | 310         | 252                    |
| Unrelated individual                                   | 7 355   | 3 746                                    | 1 242                 | 600              | 322               | 991               | 454                 | 2 963               | 264         | 382                    |
| <b>EDUCATIONAL ATTAINMENT<sup>1</sup></b>              |   |  |                       |                  |                   |                   |                     |                     |             |                        |
| Male, total  | 39 436  | 14 029                                   | 5 087                 | 5 245            | 3 020             | 6 097             | 5 959               | 16 742              | 3 940       | 4 725                  |
| Elementary: 7 years or less                            | 8 106   | 3 194                                    | 935                   | 1 117            | 306               | 1 139             | 1 416               | 3 173               | 486         | 1 252                  |
| 8 years  | 2 633   | 1 052                                    | 274                   | 438              | 292               | 361               | 216                 | 1 130               | 217         | 235                    |
| High school: 1 to 3 years                              | 9 422   | 3 364                                    | 911                   | 1 225            | 1 001             | 1 526             | 1 395               | 4 122               | 800         | 1 136                  |
| 4 years  | 12 243  | 4 154                                    | 2 058                 | 1 638            | 949               | 1 871             | 1 575               | 5 608               | 1 346       | 1 135                  |
| College: 1 year or more                                | 7 031   | 2 265                                    | 908                   | 828              | 472               | 1 201             | 1 358               | 2 708               | 1 091       | 967                    |
| Female, total  | 40 853  | 23 335                                   | 5 881                 | 2 693            | 2 338             | 3 909             | 2 698               | 13 444              | 1 633       | 2 440                  |
| Elementary: 7 years or less                            | 7 159   | 4 764                                    | 599                   | 521              | 337               | 603               | 336                 | 2 049               | 140         | 206                    |
| 8 years  | 1 649   | 926                                      | 200                   | 67               | 187               | 269               | -                   | 527                 | 129         | 67                     |
| High school: 1 to 3 years                              | 8 572   | 4 284                                    | 1 446                 | 590              | 330               | 1 063             | 860                 | 3 029               | 527         | 733                    |
| 4 years  | 15 889  | 8 514                                    | 2 871                 | 1 124            | 956               | 1 367             | 1 057               | 5 754               | 715         | 907                    |
| College: 1 year or more                                | 7 584   | 4 847                                    | 766                   | 390              | 527               | 608               | 445                 | 2 086               | 123         | 527                    |

<sup>1</sup> Persons 16 to 64 years, not in school.

Table 21a. Extent of Unemployment in Last 12 Months of Part-Year Workers: Negro

| Age and Sex<br>Family Status<br>Educational Attainment | Total<br>part-year<br>workers<br>in last<br>12 months | Extent of unemployment in last 12 months |                       |                  |                   |                   |                     |                     |             |                        |
|--|---|--|-----------------------|------------------|-------------------|-------------------|---------------------|---------------------|-------------|------------------------|
|  |   | No un-<br>employment                     | Weeks of unemployment |                  |                   |                   |                     | Number of stretches |             |                        |
|  |   |  | 1 to 4<br>weeks       | 5 to 10<br>weeks | 11 to 14<br>weeks | 15 to 26<br>weeks | 27 weeks<br>or more | 1 stretch           | 2 stretches | 3 stretches<br>or more |
| <b>AGE AND SEX</b>                                     |   |  |                       |                  |                   |                   |                     |                     |             |                        |
| Total, 16 to 64 years                                  | 53 708  | 23 518                                   | 8 529                 | 5 155            | 3 687             | 6 579             | 6 240               | 21 939              | 3 187       | 5 064                  |
| Male, total  | 26 145  | 8 850                                    | 4 126                 | 3 387            | 1 889             | 3 923             | 3 969               | 12 044              | 2 286       | 2 985                  |
| 16 to 21 years, total                                  | 6 191   | 2 326                                    | 1 413                 | 615              | 370               | 913               | 555                 | 2 580               | 438         | 847                    |
| 16 to 21 years, not in school                          | 1 599   | 613                                      | 185                   | 126              | 247               | 182               | 247                 | 4 616               | 189         | 182                    |
| 22 to 34 years, total                                  | 9 248   | 2 618                                    | 1 678                 | 1 569            | 639               | 1 302             | 1 441               | 4 652               | 992         | 985                    |
| 22 to 34 years, veteran of Vietnam                     | 2 344   | 532                                      | 558                   | 216              | 355               | 154               | 528                 | 1 467               | 154         | 191                    |
| 35 to 44 years   | 6 220   | 1 999                                    | 875                   | 1 261            | 458               | 745               | 881                 | 3 048               | 622         | 550                    |
| 45 to 54 years   | 4 385   | 1 089                                    | 764                   | 689              | 515               | 670               | 658                 | 2 168               | 511         | 617                    |
| 55 to 64 years   | 3 532   | 1 171                                    | 126                   | 303              | 365               | 748               | 819                 | 1 695               | 279         | 366                    |
|  | 2 790   | 1 646                                    | 146                   | 212              | -                 | 290               | 496                 | 949                 | 66          | 130                    |
| 40 to 64 years   | 8 443   | 3 121                                    | 568                   | 953              | 626               | 1 428             | 1 747               | 3 660               | 599         | 1 063                  |
| Female, total  | 27 562  | 14 668                                   | 4 403                 | 1 768            | 1 798             | 2 656             | 2 270               | 9 895               | 901         | 2 098                  |
| 16 to 21 years, total                                  | 5 636   | 2 197                                    | 1 407                 | 434              | 547               | 434               | 615                 | 2 508               | 307         | 624                    |
| 16 to 21 years, not in school                          | 2 759   | 1 345                                    | 428                   | 63               | 366               | 247               | 310                 | 975                 | 126         | 313                    |
| 22 to 34 years   | 10 407  | 5 630                                    | 1 652                 | 598              | 523               | 1 143             | 861                 | 3 715               | 262         | 800                    |
| 25 to 34 years   | 7 964   | 4 287                                    | 1 221                 | 477              | 402               | 958               | 619                 | 2 923               | 139         | 615                    |
| 35 to 44 years   | 5 772   | 3 393                                    | 680                   | 408              | 342               | 683               | 266                 | 1 838               | 133         | 408                    |
| 45 to 54 years   | 3 908   | 2 205                                    | 466                   | 261              | 253               | 330               | 393                 | 1 370               | 132         | 201                    |
| 55 to 64 years   | 1 840   | 1 243                                    | 198                   | 66               | 133               | 66                | 135                 | 464                 | 66          | 66                     |
| 40 to 64 years   | 8 203   | 4 953                                    | 799                   | 463              | 526               | 668               | 794                 | 2 581               | 265         | 403                    |
| <b>FAMILY STATUS<sup>1</sup></b>                       |   |  |                       |                  |                   |                   |                     |                     |             |                        |
| Male, total  | 19 873  | 6 514                                    | 2 433                 | 2 740            | 1 645             | 3 068             | 3 473               | 9 274               | 1 974       | 2 112                  |
| Family head  | 9 530   | 3 459                                    | 835                   | 1 130            | 803               | 1 542             | 1 762               | 3 765               | 808         | 1 498                  |
| Family member  | 4 622   | 1 266                                    | 731                   | 740              | 341               | 727               | 816                 | 2 477               | 517         | 362                    |
| Unrelated individual                                   | 5 722   | 1 789                                    | 867                   | 869              | 501               | 800               | 895                 | 3 032               | 650         | 251                    |
| Female, total  | 23 999  | 13 371                                   | 3 363                 | 1 396            | 1 556             | 2 469             | 1 844               | 8 121               | 720         | 1 788                  |
| Family head  | 7 091   | 4 091                                    | 729                   | 928              | 265               | 742               | 337                 | 2 130               | 332         | 538                    |
| No children under 18 years                             | 938   | 464                                      | 205                   | 203              | -                 | 66                | -                   | 339                 | -           | 135                    |
| Children 6 to 17 years only                            | 2 596   | 1 510                                    | -                     | 272              | 202               | 475               | 136                 | 747                 | 205         | 133                    |
| Children under 6 years                                 | 3 558   | 2 117                                    | 523                   | 453              | 63                | 200               | 201                 | 1 044               | 127         | 270                    |
| Wife of head   | 10 291  | 5 847                                    | 1 711                 | 136              | 728               | 1 005             | 864                 | 3 251               | 261         | 931                    |
| No children under 18 years                             | 2 635   | 1 221                                    | 332                   | -                | 199               | 339               | 543                 | 812                 | 66          | 535                    |
| Children 6 to 17 years only                            | 2 850   | 1 646                                    | 271                   | 69               | 262               | 401               | 200                 | 869                 | 132         | 202                    |
| Children under 6 years                                 | 4 806   | 2 979                                    | 1 107                 | 67               | 266               | 265               | 121                 | 1 570               | 63          | 194                    |
| Other family member                                    | 3 209   | 1 565                                    | 525                   | -                | 493               | 184               | 443                 | 1 397               | 126         | 121                    |
| Unrelated individual                                   | 3 408   | 1 868                                    | 399                   | 332              | 70                | 538               | 201                 | 1 342               | -           | 198                    |
| <b>EDUCATIONAL ATTAINMENT<sup>1</sup></b>              |   |  |                       |                  |                   |                   |                     |                     |             |                        |
| Male, total  | 19 873  | 6 514                                    | 2 433                 | 2 740            | 1 645             | 3 068             | 3 473               | 9 274               | 1 974       | 2 112                  |
| Elementary: 7 years or less                            | 2 665   | 1 295                                    | 231                   | 124              | 150               | 456               | 409                 | 1 047               | -           | 323                    |
| 8 years  | 1 073   | 434                                      | 67                    | 170              | 136               | 205               | 63                  | 486                 | 90          | 63                     |
| High school: 1 to 3 years                              | 5 289   | 1 670                                    | 500                   | 983              | 378               | 919               | 838                 | 2 633               | 309         | 677                    |
| 4 years  | 7 772   | 2 216                                    | 1 297                 | 1 176            | 755               | 1 059             | 1 270               | 3 796               | 1 092       | 668                    |
| College: 1 year or more                                | 3 074   | 899                                      | 340                   | 287              | 226               | 429               | 893                 | 1 312               | 482         | 380                    |
| Female, total  | 23 999  | 13 371                                   | 3 363                 | 1 396            | 1 556             | 2 469             | 1 844               | 8 121               | 720         | 1 788                  |
| Elementary: 7 years or less                            | 1 722   | 1 188                                    | 199                   | 136              | 66                | 67                | 67                  | 398                 | -           | 135                    |
| 8 years  | 725   | 462                                      | 69                    | -                | 63                | 131               | -                   | 198                 | 66          | -                      |
| High school: 1 to 3 years                              | 5 796   | 2 747                                    | 917                   | 409              | 196               | 805               | 723                 | 2 244               | 272         | 534                    |
| 4 years  | 11 534  | 6 277                                    | 1 843                 | 783              | 774               | 1 130             | 727                 | 4 152               | 382         | 723                    |
| College: 1 year or more                                | 4 221   | 2 697                                    | 335                   | 69               | 456               | 336               | 328                 | 1 129               | -           | 396                    |

<sup>1</sup> Persons 16 to 64 years, not in school.

Table 21b. Extent of Unemployment in Last 12 Months of Part-Year Workers: White

| Age and Sex<br>Family Status<br>Educational Attainment | Total<br>part-year<br>workers<br>in last<br>12 months | Extent of unemployment in last 12 months |                       |                  |                   |                   |                     |                     |             |                        |
|--|---|--|-----------------------|------------------|-------------------|-------------------|---------------------|---------------------|-------------|------------------------|
|  |   | No un-<br>employment                     | Weeks of unemployment |                  |                   |                   |                     | Number of stretches |             |                        |
|  |   |  | 1 to 4<br>weeks       | 5 to 10<br>weeks | 11 to 14<br>weeks | 15 to 26<br>weeks | 27 weeks<br>or more | 1 stretch           | 2 stretches | 3 stretches<br>or more |
| <b>AGE AND SEX</b>                                     |   |  |                       |                  |                   |                   |                     |                     |             |                        |
| Total, 16 to 64 years                                  | 39 026  | 19 146                                   | 6 118                 | 4 414            | 2 149             | 3 949             | 3 249               | 13 658              | 2 981       | 3 240                  |
| Male, total  | 21 502  | 8 944                                    | 3 122                 | 2 962            | 1 360             | 2 655             | 2 459               | 8 008               | 1 908       | 2 641                  |
| 16 to 21 years, total                                  | 4 542   | 2 462                                    | 721                   | 518              | 112               | 362               | 368                 | 1 243               | 606         | 231                    |
| 16 to 21 years, not in school                          | 1 793   | 1 738                                    | 308                   | 185              | 63                | 252               | 247                 | 559                 | 436         | 60                     |
| 22 to 34 years, total                                  | 6 816   | 2 165                                    | 1 378                 | 1 215            | 483               | 792               | 784                 | 3 286               | 827         | 539                    |
| 22 to 34 years, veteran of Vietnam                     | 959   | 303                                      | 282                   | 60               | 137               | 64                | 462                 | 462                 | 64          | 131                    |
| 25 to 34 years   | 5 088   | 1 616                                    | 929                   | 1 091            | 362               | 484               | 607                 | 2 482               | 639         | 352                    |
| 35 to 44 years   | 5 096   | 1 864                                    | 818                   | 543              | 619               | 598               | 653                 | 1 770               | 239         | 1 222                  |
| 45 to 54 years   | 2 752   | 1 123                                    | 434                   | 473              | 146               | 528               | 347                 | 1 127               | -           | 502                    |
| 55 to 64 years   | 2 296   | 1 350                                    | 71                    | 212              | -                 | 375               | 308                 | 562                 | 236         | 148                    |
| 40 to 64 years   | 7 277   | 3 252                                    | 804                   | 994              | 359               | 1 061             | 806                 | 2 742               | 324         | 959                    |
| Female, total  | 17 524  | 10 203                                   | 2 996                 | 1 452            | 789               | 1 294             | 790                 | 5 650               | 1 073       | 599                    |
| 16 to 21 years, total                                  | 4 331   | 2 430                                    | 1 188                 | 280              | 124               | 248               | 60                  | 1 555               | 346         | -                      |
| 16 to 21 years, not in school                          | 2 101   | 1 110                                    | 622                   | 60               | 63                | 185               | 60                  | 804                 | 187         | -                      |
| 22 to 34 years   | 5 923   | 3 455                                    | 886                   | 692              | 321               | 248               | 321                 | 1 898               | 322         | 248                    |
| 25 to 34 years   | 3 959   | 2 603                                    | 267                   | 444              | 261               | 185               | 200                 | 1 092               | 198         | 67                     |
| 35 to 44 years   | 2 714   | 1 814                                    | 367                   | 131              | 133               | 200               | 69                  | 694                 | 206         | -                      |
| 45 to 54 years   | 3 140   | 1 553                                    | 554                   | 279              | 141               | 330               | 283                 | 1 163               | 144         | 280                    |
| 55 to 64 years   | 1 416   | 951                                      | -                     | 71               | 71                | 268               | 56                  | 339                 | 56          | 71                     |
| 40 to 64 years   | 5 673   | 3 227                                    | 682                   | 417              | 281               | 728               | 339                 | 1 827               | 269         | 351                    |
| <b>FAMILY STATUS<sup>1</sup></b>                       |   |  |                       |                  |                   |                   |                     |                     |             |                        |
| Male, total  | 17 899  | 6 684                                    | 2 516                 | 2 505            | 1 311             | 2 545             | 2 338               | 7 069               | 1 675       | 2 471                  |
| Family head  | 7 261   | 2 342                                    | 1 260                 | 1 450            | 519               | 756               | 934                 | 2 935               | 865         | 1 118                  |
| Family member  | 1 885   | 852                                      | 377                   | 207              | 144               | 244               | 60                  | 642                 | 184         | 207                    |
| Unrelated individual                                   | 8 753   | 3 490                                    | 879                   | 848              | 648               | 1 545             | 1 344               | 3 492               | 626         | 1 146                  |
| Female, total  | 14 738  | 8 570                                    | 2 186                 | 1 233            | 729               | 1 230             | 790                 | 4 655               | 914         | 599                    |
| Family head  | 2 369   | 1 369                                    | 389                   | 265              | 142               | 204               | -                   | 862                 | -           | 138                    |
| No children under 18 years                             | 753   | 407                                      | -                     | 138              | 71                | 138               | -                   | 209                 | -           | 138                    |
| Children 6 to 17 years only                            | 791   | 456                                      | 134                   | 64               | 71                | 66                | -                   | 335                 | -           | -                      |
| Children under 6 years                                 | 825   | 506                                      | 255                   | 64               | -                 | -                 | -                   | 319                 | -           | -                      |
| Wife of head   | 6 767   | 4 305                                    | 707                   | 634              | 388               | 328               | 405                 | 1 799               | 465         | 198                    |
| No children under 18 years                             | 2 985   | 1 470                                    | 519                   | 382              | 67                | 201               | 345                 | 1 036               | 341         | 138                    |
| Children 6 to 17 years only                            | 1 376   | 1 182                                    | 127                   | 67               | -                 | -                 | -                   | 195                 | -           | -                      |
| Children under 6 years                                 | 2 406   | 1 653                                    | 60                    | 185              | 321               | 126               | 60                  | 569                 | 124         | 60                     |
| Other family member                                    | 2 213   | 1 319                                    | 383                   | 66               | -                 | 313               | 131                 | 577                 | 185         | 131                    |
| Unrelated individual                                   | 3 388   | 1 577                                    | 706                   | 268              | 199               | 385               | 253                 | 1 416               | 264         | 131                    |
| <b>EDUCATIONAL ATTAINMENT<sup>1</sup></b>              |   |  |                       |                  |                   |                   |                     |                     |             |                        |
| Male, total  | 17 899  | 6 684                                    | 2 516                 | 2 505            | 1 311             | 2 545             | 2 338               | 7 069               | 1 675       | 2 471                  |
| Elementary: 7 years or less                            | 5 150   | 1 899                                    | 630                   | 993              | 155               | 613               | 859                 | 1 979               | 416         | 855                    |
| 8 years  | 1 560   | 618                                      | 208                   | 268              | 156               | 157               | 154                 | 644                 | 127         | 171                    |
| High school: 1 to 3 years                              | 3 998   | 1 598                                    | 411                   | 242              | 623               | 607               | 557                 | 1 490               | 491         | 459                    |
| 4 years  | 3 945   | 1 669                                    | 761                   | 462              | 130               | 619               | 304                 | 1 624               | 254         | 399                    |
| College: 1 year or more                                | 3 246   | 940                                      | 505                   | 541              | 246               | 550               | 465                 | 1 332               | 387         | 587                    |
| Female, total  | 14 738  | 8 570                                    | 2 186                 | 1 233            | 729               | 1 230             | 790                 | 4 655               | 914         | 599                    |
| Elementary: 7 years or less                            | 5 300   | 3 508                                    | 400                   | 386              | 270               | 467               | 269                 | 1 581               | 140         | 71                     |
| 8 years  | 924   | 465                                      | 131                   | 67               | 124               | 138               | -                   | 329                 | 64          | 67                     |
| High school: 1 to 3 years                              | 2 709   | 1 470                                    | 528                   | 181              | 134               | 257               | 138                 | 785                 | 255         | 199                    |
| 4 years  | 3 512   | 1 778                                    | 759                   | 341              | 130               | 236               | 267                 | 1 270               | 332         | 131                    |
| College: 1 year or more                                | 2 294   | 1 350                                    | 367                   | 257              | 71                | 132               | 117                 | 690                 | 123         | 131                    |

<sup>1</sup> Persons 16 to 64 years, not in school.



**Table 22. Extent of Unemployment in Last 12 Months of Part-Year Wage and Salary Workers: All Races**

| Major Occupation and Industry Groups of Longest Job<br>Annual Wage and Salary Earnings | Total part-year wage and salary workers in last 12 months | Extent of unemployment in last 12 months |                       |               |                |                |                  |                     |             |                     |
|--|---|--|-----------------------|---------------|----------------|----------------|------------------|---------------------|-------------|---------------------|
|  |   | No unemployment                          | Weeks of unemployment |               |                |                |                  | Number of stretches |             |                     |
|  |   |  | 1 to 4 weeks          | 5 to 10 weeks | 11 to 14 weeks | 15 to 26 weeks | 27 weeks or more | 1 stretch           | 2 stretches | 3 stretches or more |
| <b>MAJOR OCCUPATION GROUP<sup>1</sup></b>  |   |  |                       |               |                |                |                  |                     |             |                     |
| Total .....  | 77 006  | 35 464                                   | 10 810                | 7 574         | 5 216          | 9 566          | 8 376            | 29 353              | 5 508       | 6 682               |
| Professional and technical   | 4 111   | 1 943                                    | 551                   | 432           | 149            | 661            | 375              | 1 567               | 236         | 366                 |
| Managerial and administrative  | 1 505   | 782                                      | 64                    | 130           | 124            | 209            | 196              | 443                 | 71          | 209                 |
| Sales  | 2 212   | 836                                      | 355                   | 134           | 257            | 436            | 194              | 1 129               | 123         | 124                 |
| Clerical   | 13 985  | 6 676                                    | 2 086                 | 1 309         | 917            | 1 356          | 1 642            | 4 964               | 1 444       | 901                 |
| Craftsmen and foremen  | 6 677   | 2 200                                    | 865                   | 974           | 579            | 1 298          | 761              | 2 753               | 787         | 938                 |
| Operatives, except transportation  | 21 068  | 10 041                                   | 2 953                 | 1 938         | 1 718          | 2 303          | 2 115            | 8 482               | 1 095       | 1 450               |
| Transport equipment operatives   | 2 945   | 1 593                                    | 149                   | 362           | 168            | 221            | 452              | 887                 | 244         | 221                 |
| Laborers, except farm  | 5 026   | 1 356                                    | 696                   | 822           | 417            | 816            | 919              | 2 210               | 558         | 902                 |
| Service workers, except private household  | 15 428  | 7 615                                    | 2 390                 | 1 072         | 828            | 1 995          | 1 527            | 5 634               | 881         | 1 298               |
| Private household workers  | 3 180   | 2 053                                    | 544                   | 254           | 60             | 199            | 71               | 855                 | -           | 273                 |
| Farmers and farm managers  | -   | -  | -                     | -             | -              | -              | -                | -                   | -           | -                   |
| Farm laborers and foremen  | -   | -  | -                     | -             | -              | -              | -                | -                   | -           | -                   |
| Not available  | -   | -  | -                     | -             | -              | -              | -                | -                   | -           | -                   |
| Male, total  | 36 892  | 12 597                                   | 4 993                 | 4 953         | 2 878          | 5 793          | 5 678            | 16 112              | 3 874       | 4 309               |
| Professional and technical   | 1 882   | 423                                      | 371                   | 302           | 88             | 390            | 309              | 1 066               | 236         | 164                 |
| Managerial and administrative  | 606   | 276                                      | 64                    | 70            | -              | 66             | 130              | 193                 | -           | 136                 |
| Sales  | 804   | 235                                      | 88                    | 64            | 127            | 166            | 123              | 445                 | 123         | -                   |
| Clerical   | 3 405   | 1 303                                    | 312                   | 441           | 221            | 517            | 609              | 1 097               | 726         | 277                 |
| Craftsmen and foremen  | 5 956   | 1 818                                    | 725                   | 911           | 579            | 1 162          | 761              | 2 413               | 787         | 938                 |
| Operatives, except transportation  | 8 674   | 3 079                                    | 1 079                 | 1 026         | 985            | 1 061          | 1 483            | 4 305               | 443         | 847                 |
| Transport equipment operatives   | 2 816   | 1 464                                    | 149                   | 362           | 168            | 221            | 452              | 887                 | 244         | 221                 |
| Laborers, except farm  | 4 378   | 969                                      | 696                   | 822           | 284            | 816            | 792              | 2 016               | 491         | 902                 |
| Service workers, except private household  | 7 568   | 2 723                                    | 1 352                 | 809           | 427            | 1 323          | 935              | 3 266               | 756         | 823                 |
| Private household workers  | -   | -  | -                     | -             | -              | -              | -                | -                   | -           | -                   |
| Farmers and farm managers  | -   | -  | -                     | -             | -              | -              | -                | -                   | -           | -                   |
| Farm laborers and foremen  | 806   | 306                                      | 159                   | 147           | -              | 70             | 125              | 430                 | 70          | -                   |
| Not available  | -   | -  | -                     | -             | -              | -              | -                | -                   | -           | -                   |
| Female, total  | 40 114  | 22 867                                   | 5 818                 | 2 622         | 2 338          | 3 772          | 2 698            | 13 241              | 1 633       | 2 373               |
| Professional and technical   | 2 229   | 1 520                                    | 180                   | 131           | 61             | 272            | 66               | 507                 | -           | 202                 |
| Managerial and administrative  | 899   | 505                                      | -                     | 60            | 124            | 143            | 66               | 250                 | 71          | 73                  |
| Sales  | 1 408   | 601                                      | 267                   | 70            | 130            | 269            | 71               | 683                 | -           | 124                 |
| Clerical   | 10 583  | 5 373                                    | 1 774                 | 868           | 696            | 839            | 1 033            | 3 868               | 719         | 624                 |
| Craftsmen and foremen  | 721   | 381                                      | 140                   | 63            | -              | 136            | -                | 340                 | -           | -                   |
| Operatives, except transportation  | 12 394  | 6 962                                    | 1 874                 | 912           | 732            | 1 242          | 672              | 4 177               | 452         | 603                 |
| Transport equipment operatives   | 129   | 129                                      | -                     | -             | -              | -              | -                | -                   | -           | -                   |
| Laborers, except farm  | 648   | 388                                      | -                     | -             | 133            | -              | 127              | 193                 | 67          | -                   |
| Service workers, except private household  | 7 859   | 4 892                                    | 1 039                 | 264           | 401            | 672            | 592              | 2 368               | 125         | 474                 |
| Private household workers  | 3 180   | 2 053                                    | 544                   | 254           | 60             | 199            | 71               | 855                 | -           | 273                 |
| Farmers and farm managers  | -   | -  | -                     | -             | -              | -              | -                | -                   | -           | -                   |
| Farm laborers and foremen  | 64  | 64                                       | -                     | -             | -              | -              | -                | -                   | -           | -                   |
| Not available  | -   | -  | -                     | -             | -              | -              | -                | -                   | -           | -                   |
| <b>MAJOR INDUSTRY GROUP<sup>1</sup></b>  |   |  |                       |               |                |                |                  |                     |             |                     |
| Male, total  | 36 892  | 12 597                                   | 4 993                 | 4 953         | 2 878          | 5 793          | 5 678            | 16 112              | 3 874       | 4 309               |
| <b>Private Wage and Salary Worker</b>  |   |  |                       |               |                |                |                  |                     |             |                     |
| Agriculture, forestry, and fisheries   | 1 002   | 306                                      | 159                   | 274           | -              | 70             | 193              | 562                 | 133         | -                   |
| Mining   | -   | -  | -                     | -             | -              | -              | -                | -                   | -           | -                   |
| Construction   | 2 915   | 723                                      | 421                   | 492           | 488            | 441            | 349              | 1 162               | 400         | 630                 |
| Durable goods manufacturing  | 8 807   | 2 748                                    | 1 240                 | 1 329         | 638            | 1 476          | 1 375            | 4 334               | 657         | 1 068               |
| Nondurable goods manufacturing   | 3 681   | 1 531                                    | 296                   | 449           | 395            | 499            | 510              | 1 499               | 214         | 437                 |
| Wholesale and retail trade   | 2 222   | 929                                      | 301                   | 315           | 230            | 190            | 287              | 629                 | 444         | 220                 |
| Finance, insurance, and real estate  | 5 991   | 1 785                                    | 1 169                 | 484           | 596            | 913            | 1 044            | 2 944               | 738         | 525                 |
| Business and repair services   | 616   | 328                                      | 71                    | 71            | -              | 124            | 93               | 64                  | 93          | 131                 |
| Personal services  | 3 797   | 1 352                                    | 342                   | 316           | 90             | 862            | 836              | 1 780               | 239         | 426                 |
| Professional services and entertainment  | 2 312   | 946                                      | 124                   | 494           | 168            | 223            | 356              | 926                 | 153         | 286                 |
| Government <sup>2</sup>  | 2 545   | 670                                      | 748                   | 375           | -              | 520            | 232              | 1 190               | 459         | 226                 |
| Educational services   | 353   | 209                                      | -                     | 84            | -              | 61             | -                | 84                  | 61          | -                   |
| All other government services  | 2 653   | 1 070                                    | 195                   | 270           | 272            | 414            | 432              | 939                 | 283         | 361                 |
| Not available  | -   | -  | -                     | -             | -              | -              | -                | -                   | -           | -                   |
| Female, total  | 40 114  | 22 867                                   | 5 818                 | 2 622         | 2 338          | 3 772          | 2 698            | 13 241              | 1 633       | 2 373               |
| <b>Private Wage and Salary Worker</b>  |   |  |                       |               |                |                |                  |                     |             |                     |
| Agriculture, forestry, and fisheries   | 64  | 64                                       | -                     | -             | -              | -              | -                | -                   | -           | -                   |
| Mining   | -   | -  | -                     | -             | -              | -              | -                | -                   | -           | -                   |
| Construction   | 264   | 198                                      | -                     | -             | -              | -              | 66               | 66                  | -           | -                   |
| Durable goods manufacturing  | 4 203   | 2 348                                    | 522                   | 200           | 267            | 601            | 265              | 1 405               | 129         | 321                 |
| Nondurable goods manufacturing   | 7 713   | 4 017                                    | 1 468                 | 914           | 461            | 381            | 471              | 2 823               | 594         | 278                 |
| Wholesale and retail trade   | 930   | 434                                      | 251                   | 60            | 61             | -              | 124              | 496                 | -           | -                   |
| Finance, insurance, and real estate  | 5 946   | 2 746                                    | 962                   | 397           | 453            | 1 066          | 322              | 2 743               | 200         | 257                 |
| Business and repair services   | 1 558   | 840                                      | 255                   | 69            | 67             | 197            | 130              | 395                 | 199         | 124                 |
| Personal services  | 1 959   | 1 123                                    | 395                   | 131           | 120            | 130            | 61               | 1 535               | 121         | 180                 |
| Professional services and entertainment  | 6 355   | 3 653                                    | 941                   | 453           | 263            | 655            | 392              | 1 967               | 125         | 611                 |
| Government <sup>2</sup>  | 5 372   | 3 725                                    | 443                   | 136           | 393            | 203            | 473              | 1 374               | -           | 273                 |
| Educational services   | 2 380   | 1 715                                    | 69                    | -             | 254            | 274            | 69               | 530                 | 69          | 67                  |
| All other government services  | 3 370   | 2 005                                    | 512                   | 262           | -              | 266            | 326              | 907                 | 196         | 262                 |
| Not available  | -   | -  | -                     | -             | -              | -              | -                | -                   | -           | -                   |

<sup>1</sup> Persons 16 to 64 years, not in school, longest job as a wage and salary worker.

<sup>2</sup> Government class of worker.

Table 22. **Extent of Unemployment in Last 12 Months of Part-Year Wage and Salary Workers:**  
**All Races—Continued**

| Major Occupation and Industry Groups of Longest Job Annual Wage and Salary Earnings | Total part-year wage and salary workers in last 12 months | Extent of unemployment in last 12 months |                       |               |                |                |                  |                     |             |                     |
|---|---|--|-----------------------|---------------|----------------|----------------|------------------|---------------------|-------------|---------------------|
|   |   | No unemployment                          | Weeks of unemployment |               |                |                |                  | Number of stretches |             |                     |
|   |   |  | 1 to 4 weeks          | 5 to 10 weeks | 11 to 14 weeks | 15 to 26 weeks | 27 weeks or more | 1 stretch           | 2 stretches | 3 stretches or more |
| <b>ANNUAL WAGE AND SALARY EARNINGS<sup>2</sup></b>                                  |   |  |                       |               |                |                |                  |                     |             |                     |
| Male, total   | 36 892  | 12 597                                   | 4 993                 | 4 953         | 2 878          | 5 793          | 5 678            | 16 112              | 3 874       | 4 309               |
| Less than \$500   | 2 016   | 578                                      | 192                   | 348           | 61             | 284            | 553              | 941                 | 370         | 127                 |
| \$500 to \$999  | 3 324   | 993                                      | 569                   | 302           | 61             | 426            | 973              | 1 243               | 455         | 633                 |
| \$1,000 to \$1,999  | 7 161   | 1 844                                    | 392                   | 654           | 304            | 1 390          | 2 577            | 3 532               | 660         | 1 125               |
| \$2,000 to \$2,999  | 5 848   | 2 241                                    | 771                   | 421           | 567            | 970            | 878              | 2 172               | 808         | 627                 |
| \$3,000 to \$3,999  | 6 020   | 2 255                                    | 1 022                 | 669           | 701            | 1 020          | 354              | 2 528               | 561         | 676                 |
| \$4,000 to \$4,999  | 3 508   | 1 321                                    | 566                   | 797           | 153            | 671            | -                | 1 512               | 308         | 367                 |
| \$5,000 to \$5,999  | 2 796   | 1 154                                    | 275                   | 538           | 174            | 399            | 256              | 1 278               | 180         | 184                 |
| \$6,000 to \$6,999  | 2 318   | 800                                      | 388                   | 568           | 312            | 162            | 88               | 1 083               | 235         | 200                 |
| \$7,000 to \$7,999  | 1 597   | 567                                      | 385                   | 153           | 230            | 262            | -                | 807                 | 69          | 154                 |
| \$8,000 to \$8,999  | 697   | 196                                      | 225                   | 149           | 67             | 61             | -                | 307                 | 67          | 127                 |
| \$9,000 to \$9,999  | 483   | 281                                      | 136                   | 67            | -              | -              | -                | 136                 | 67          | -                   |
| \$10,000 to \$11,999  | 786   | 305                                      | -                     | 151           | 182            | 149            | -                | 300                 | 94          | 88                  |
| \$12,000 to \$14,999  | 337   | 64                                       | 71                    | 136           | 67             | -              | -                | 273                 | -           | -                   |
| \$15,000 or more  | -   | -  | -                     | -             | -              | -              | -                | -                   | -           | -                   |
| Median  | 3 016   | 3 285                                    | 3 560                 | 4 103         | 3 637          | 2 821          | 1 510            | 3 066               | 2 559       | 2 430               |
| Female, total   | 40 114  | 22 867                                   | 5 818                 | 2 622         | 2 338          | 3 772          | 2 698            | 13 241              | 1 633       | 2 373               |
| Less than \$500   | 6 020   | 3 109                                    | 1 188                 | 382           | 376            | 657            | 309              | 1 871               | 590         | 451                 |
| \$500 to \$999  | 6 663   | 3 789                                    | 581                   | 395           | 251            | 593            | 1 054            | 2 029               | 457         | 388                 |
| \$1,000 to \$1,999  | 8 406   | 4 586                                    | 1 302                 | 323           | 264            | 868            | 1 062            | 2 956               | 127         | 737                 |
| \$2,000 to \$2,999  | 7 168   | 4 127                                    | 786                   | 526           | 728            | 799            | 202              | 2 638               | 67          | 337                 |
| \$3,000 to \$3,999  | 5 110   | 3 149                                    | 791                   | 330           | 396            | 445            | -                | 1 451               | 259         | 251                 |
| \$4,000 to \$4,999  | 3 303   | 1 863                                    | 652                   | 390           | 197            | 130            | 71               | 1 234               | 67          | 140                 |
| \$5,000 to \$5,999  | 1 432   | 1 024                                    | 133                   | 205           | -              | 69             | -                | 341                 | 67          | -                   |
| \$6,000 to \$6,999  | 976   | 513                                      | 199                   | 71            | 127            | 67             | -                | 463                 | -           | -                   |
| \$7,000 to \$7,999  | 246   | 246                                      | -                     | -             | -              | -              | -                | -                   | -           | -                   |
| \$8,000 to \$8,999  | 403   | 263                                      | 66                    | -             | -              | 74             | -                | 140                 | -           | -                   |
| \$9,000 to \$9,999  | 202   | 66                                       | 66                    | -             | -              | 70             | -                | 66                  | -           | 70                  |
| \$10,000 to \$11,999  | 120   | 67                                       | 53                    | -             | -              | -              | -                | 53                  | -           | -                   |
| \$12,000 to \$14,999  | -   | -  | -                     | -             | -              | -              | -                | -                   | -           | -                   |
| \$15,000 or more  | 66  | 66                                       | -                     | -             | -              | -              | -                | -                   | -           | -                   |
| Median  | 1 877   | 1 989                                    | 1 876                 | 2 400         | 2 382          | 1 732          | 994              | 1 920               | 748         | 1 472               |

<sup>2</sup>Persons 16 to 64 years, not in school.

**Table 22a. Extent of Unemployment in Last 12 Months of Part-Year Wage and Salary Workers: Negro**

| Major Occupation and Industry Groups of Longest Job Annual Wage and Salary Earnings | Total part-year wage and salary workers in last 12 months | Extent of unemployment in last 12 months |                       |               |                |                |                  |                     |             |                     |
|---|---|--|-----------------------|---------------|----------------|----------------|------------------|---------------------|-------------|---------------------|
|   |   | No unemployment                          | Weeks of unemployment |               |                |                |                  | Number of stretches |             |                     |
|   |   |  | 1 to 4 weeks          | 5 to 10 weeks | 11 to 14 weeks | 15 to 26 weeks | 27 weeks or more | 1 stretch           | 2 stretches | 3 stretches or more |
| <b>MAJOR OCCUPATION GROUP<sup>1</sup></b>   |   |  |                       |               |                |                |                  |                     |             |                     |
| Total .....   | 42 059  | 18 825                                   | 5 640                 | 4 046         | 3 201          | 5 238          | 5 110            | 16 834              | 2 628       | 3 773               |
| Professional and technical  | 1 493   | 857                                      | 155                   | -             | 61             | 196            | 223              | 406                 | -           | 229                 |
| Managerial and administrative   | 790   | 328                                      | 64                    | 70            | 124            | 73             | 132              | 253                 | -           | 209                 |
| Sales   | 1 142   | 406                                      | 200                   | -             | 197            | 215            | 123              | 549                 | 63          | 124                 |
| Clerical  | 8 531   | 4 502                                    | 1 079                 | 690           | 519            | 735            | 1 007            | 2 828               | 625         | 576                 |
| Craftsmen and foremen   | 3 650   | 1 056                                    | 360                   | 596           | 429            | 736            | 473              | 1 780               | 427         | 387                 |
| Operatives, except transportation   | 9 969   | 4 088                                    | 1 446                 | 1 045         | 896            | 1 197          | 1 296            | 4 631               | 636         | 614                 |
| Transport equipment operatives  | 1 782   | 981                                      | 149                   | 215           | 168            | 147            | 123              | 486                 | 94          | 221                 |
| Laborers, except farm   | 2 643   | 676                                      | 221                   | 572           | 133            | 386            | 655              | 1 327               | 253         | 346                 |
| Service workers, except private household   | 9 501   | 4 262                                    | 1 534                 | 662           | 675            | 1 354          | 1 014            | 3 885               | 530         | 824                 |
| Private household workers   | 2 262   | 1 588                                    | 343                   | 133           | -              | 199            | -                | 472                 | -           | 202                 |
| Farmers and farm managers   | -   | -  | -                     | -             | -              | -              | -                | -                   | -           | -                   |
| Farm laborers and foremen   | 296   | 80                                       | 90                    | 63            | -              | -              | 63               | 216                 | -           | -                   |
| Not available   | -   | -  | -                     | -             | -              | -              | -                | -                   | -           | -                   |
| <b>Male, total</b> .....  | 18 529  | 5 790                                    | 2 340                 | 2 649         | 1 645          | 2 839          | 3 266            | 8 846               | 1 908       | 1 985               |
| Professional and technical  | 434   | 61                                       | 155                   | -             | -              | 61             | 157              | 279                 | -           | 94                  |
| Managerial and administrative   | 402   | 202                                      | 64                    | 70            | -              | -              | 67               | 64                  | -           | 136                 |
| Sales   | 273   | -  | -                     | -             | 67             | 83             | 123              | 210                 | 63          | -                   |
| Clerical  | 1 719   | 879                                      | 121                   | 154           | 70             | 209            | 286              | 490                 | 224         | 126                 |
| Craftsmen and foremen   | 3 325   | 933                                      | 291                   | 532           | 429            | 667            | 473              | 1 578               | 427         | 387                 |
| Operatives, except transportation   | 4 037   | 1 130                                    | 439                   | 517           | 570            | 480            | 902              | 2 306               | 318         | 284                 |
| Transport equipment operatives  | 1 719   | 918                                      | 149                   | 215           | 168            | 147            | 123              | 486                 | 94          | 221                 |
| Laborers, except farm   | 2 196   | 423                                      | 221                   | 572           | -              | 386            | 594              | 1 134               | 253         | 366                 |
| Service workers, except private household   | 4 128   | 1 165                                    | 810                   | 525           | 343            | 806            | 478              | 2 083               | 530         | 350                 |
| Private household workers   | -   | -  | -                     | -             | -              | -              | -                | -                   | -           | -                   |
| Farmers and farm managers   | -   | -  | -                     | -             | -              | -              | -                | -                   | -           | -                   |
| Farm laborers and foremen   | 296   | 80                                       | 90                    | 63            | -              | -              | 63               | 216                 | -           | -                   |
| Not available   | -   | -  | -                     | -             | -              | -              | -                | -                   | -           | -                   |
| <b>Female, total</b> .....  | 23 530  | 13 034                                   | 3 300                 | 1 396         | 1 556          | 2 399          | 1 844            | 7 988               | 720         | 1 788               |
| Professional and technical  | 1 059   | 797                                      | -                     | -             | 61             | 136            | 66               | 127                 | -           | 136                 |
| Managerial and administrative   | 388   | 126                                      | -                     | -             | 124            | 73             | 66               | 189                 | -           | 73                  |
| Sales   | 869   | 406                                      | 200                   | -             | 130            | 133            | -                | 339                 | -           | 124                 |
| Clerical  | 6 812   | 3 623                                    | 958                   | 535           | 449            | 525            | 721              | 2 338               | 401         | 450                 |
| Craftsmen and foremen   | 3 325   | 124                                      | 69                    | 63            | -              | 69             | -                | 201                 | -           | -                   |
| Operatives, except transportation   | 5 932   | 2 958                                    | 1 007                 | 528           | 327            | 717            | 394              | 2 325               | 318         | 330                 |
| Transport equipment operatives  | 63  | 63                                       | -                     | -             | -              | -              | -                | -                   | -           | -                   |
| Laborers, except farm   | 447   | 253                                      | -                     | -             | 133            | -              | 61               | 193                 | -           | -                   |
| Service workers, except private household   | 5 373   | 3 097                                    | 724                   | 136           | 332            | 548            | 536              | 1 802               | -           | 474                 |
| Private household workers   | 2 262   | 1 588                                    | 343                   | 133           | -              | 199            | -                | 472                 | -           | 202                 |
| Farmers and farm managers   | -   | -  | -                     | -             | -              | -              | -                | -                   | -           | -                   |
| Farm laborers and foremen   | -   | -  | -                     | -             | -              | -              | -                | -                   | -           | -                   |
| Not available   | -   | -  | -                     | -             | -              | -              | -                | -                   | -           | -                   |
| <b>MAJOR INDUSTRY GROUP<sup>1</sup></b>   |   |  |                       |               |                |                |                  |                     |             |                     |
| <b>Male, total</b> .....  | 18 529  | 5 790                                    | 2 340                 | 2 649         | 1 645          | 2 839          | 3 266            | 8 846               | 1 908       | 1 985               |
| <b>Private Wage and Salary Worker</b>   |   |  |                       |               |                |                |                  |                     |             |                     |
| Agriculture, forestry, and fisheries  | 296   | 80                                       | 90                    | 63            | -              | -              | 63               | 216                 | -           | -                   |
| Mining  | -   | -  | -                     | -             | -              | -              | -                | -                   | -           | -                   |
| Construction  | 1 415   | 275                                      | -                     | 423           | 274            | 293            | 150              | 600                 | 214         | 327                 |
| Durable goods manufacturing   | 4 486   | 1 100                                    | 610                   | 690           | 291            | 905            | 890              | 2 409               | 531         | 446                 |
| Nondurable goods manufacturing  | 1 478   | 602                                      | -                     | 299           | 223            | 67             | 286              | 809                 | -           | 67                  |
| Transportation, communication, and other public utilities                           | 1 752   | 716                                      | 301                   | 315           | 168            | 126            | 127              | 501                 | 315         | 220                 |
| Wholesale and retail trade  | 3 267   | 968                                      | 692                   | 65            | 475            | 300            | 766              | 1 636               | 345         | 317                 |
| Finance, insurance, and real estate   | 254   | 193                                      | -                     | -             | -              | 61             | -                | -                   | -           | 61                  |
| Business and repair services  | 2 508   | 703                                      | 214                   | 247           | 90             | 722            | 530              | 1 448               | -           | 356                 |
| Personal services   | 400   | 127                                      | -                     | 207           | -              | -              | 66               | 203                 | -           | 70                  |
| Professional services and entertainment   | 969   | 221                                      | 308                   | 157           | -              | 213            | 70               | 588                 | 160         | -                   |
| <b>Government<sup>2</sup></b>   |   |  |                       |               |                |                |                  |                     |             |                     |
| Educational services  | 182   | 121                                      | -                     | -             | -              | 61             | -                | -                   | 61          | -                   |
| All other government services   | 1 523   | 684                                      | 124                   | 182           | 123            | 90             | 319              | 435                 | 283         | 121                 |
| Not available   | -   | -  | -                     | -             | -              | -              | -                | -                   | -           | -                   |
| <b>Female, total</b> .....  | 23 530  | 13 034                                   | 3 300                 | 1 396         | 1 556          | 2 399          | 1 844            | 7 988               | 720         | 1 788               |
| <b>Private Wage and Salary Worker</b>   |   |  |                       |               |                |                |                  |                     |             |                     |
| Agriculture, forestry, and fisheries  | -   | -  | -                     | -             | -              | -              | -                | -                   | -           | -                   |
| Mining  | -   | -  | -                     | -             | -              | -              | -                | -                   | -           | -                   |
| Construction  | 193   | 127                                      | -                     | -             | -              | -              | 66               | 66                  | -           | -                   |
| Durable goods manufacturing   | 2 962   | 1 312                                    | 522                   | 200           | 200            | 464            | 265              | 1 201               | 129         | 321                 |
| Nondurable goods manufacturing  | 2 547   | 1 297                                    | 540                   | 322           | 193            | 67             | 127              | 1 053               | 127         | 70                  |
| Transportation, communication, and other public utilities                           | 552   | 368                                      | 123                   | -             | 61             | -              | -                | 184                 | -           | -                   |
| Wholesale and retail trade  | 3 279   | 1 324                                    | 517                   | 139           | 390            | 659            | 251              | 1 622               | 136         | 197                 |
| Finance, insurance, and real estate   | 787   | 393                                      | 63                    | 69            | 67             | 69             | 69               | 268                 | 63          | 64                  |
| Business and repair services  | 941   | 540                                      | 271                   | 269           | 133            | 563            | 198              | 1 150               | -           | 540                 |
| Personal services   | 4 345   | 2 655                                    | 545                   | 269           | 133            | 563            | 198              | 1 067               | -           | 202                 |
| Professional services and entertainment   | 3 022   | 1 753                                    | 199                   | 136           | 259            | 203            | 473              | 1 067               | -           | -                   |
| <b>Government<sup>2</sup></b>   |   |  |                       |               |                |                |                  |                     |             |                     |
| Educational services  | 1 979   | 1 453                                    | 69                    | -             | 254            | 133            | 69               | 389                 | 69          | 67                  |
| All other government services   | 2 923   | 1 811                                    | 451                   | 262           | -              | 133            | 266              | 654                 | 196         | 262                 |
| Not available   | -   | -  | -                     | -             | -              | -              | -                | -                   | -           | -                   |

<sup>1</sup> Persons 16 to 64 years, not in school, longest job as a wage and salary worker. <sup>2</sup> Government class of worker.

Table 22a. **Extent of Unemployment in Last 12 Months of Part-Year Wage and Salary Workers:  
Negro-Continued**

| Major Occupation and Industry Groups of Longest Job<br>Annual Wage and Salary Earnings | Total part-year wage and salary workers in last 12 months | Extent of unemployment in last 12 months |                       |               |                |                |                  |                     |             |                     |  |  |
|--|---|--|-----------------------|---------------|----------------|----------------|------------------|---------------------|-------------|---------------------|--|--|
|  |   | No unemployment                          | Weeks of unemployment |               |                |                |                  | Number of stretches |             |                     |  |  |
|  |   |  | 1 to 4 weeks          | 5 to 10 weeks | 11 to 14 weeks | 15 to 26 weeks | 27 weeks or more | 1 stretch           | 2 stretches | 3 stretches or more |  |  |
| <b>ANNUAL WAGE AND SALARY EARNINGS<sup>2</sup></b>                                     |   |  |                       |               |                |                |                  |                     |             |                     |  |  |
| Male, total .....  | 18 529  | 5 790                                    | 2 340                 | 2 649         | 1 645          | 2 839          | 3 266            | 8 846               | 1 908       | 1 985               |  |  |
| Less than \$500 .....  | 840   | 146                                      | 64                    | 156           | 61             | 284            | 130              | 502                 | 65          | 127                 |  |  |
| \$500 to \$999 .....   | 1 518   | 399                                      | 216                   | 151           | 61             | 67             | 626              | 594                 | 121         | 404                 |  |  |
| \$1,000 to \$1,999 .....   | 3 617   | 682                                      | 191                   | 210           | 220            | 790            | 1 524            | 1 831               | 445         | 659                 |  |  |
| \$2,000 to \$2,999 .....   | 3 121   | 1 197                                    | 435                   | 218           | 352            | 414            | 505              | 1 268               | 526         | 130                 |  |  |
| \$3,000 to \$3,999 .....   | 2 207   | 781                                      | 221                   | 217           | 346            | 351            | 290              | 1 112               | 153         | 160                 |  |  |
| \$4,000 to \$4,999 .....   | 2 004   | 801                                      | 352                   | 542           | -              | 310            | -                | 896                 | 245         | 63                  |  |  |
| \$5,000 to \$5,999 .....   | 1 697   | 589                                      | 151                   | 366           | 61             | 338            | 192              | 861                 | 63          | 184                 |  |  |
| \$6,000 to \$6,999 .....   | 1 642   | 649                                      | 388                   | 287           | 248            | 69             | -                | 799                 | 63          | 130                 |  |  |
| \$7,000 to \$7,999 .....   | 1 641   | 221                                      | 255                   | -             | 70             | 95             | -                | 420                 | -           | -                   |  |  |
| \$8,000 to \$8,999 .....   | 409   | 133                                      | -                     | 149           | 67             | 61             | -                | 63                  | 67          | 127                 |  |  |
| \$9,000 to \$9,999 .....   | 196   | 63                                       | 67                    | 67            | -              | -              | -                | 67                  | 67          | -                   |  |  |
| \$10,000 to \$11,999 .....   | 435   | 130                                      | -                     | 151           | 94             | 61             | -                | 211                 | 94          | -                   |  |  |
| \$12,000 to \$14,999 .....   | 202   | -  | -                     | 136           | 67             | -              | -                | 202                 | -           | -                   |  |  |
| \$15,000 or more .....   | -   | -  | -                     | -             | -              | -              | -                | -                   | -           | -                   |  |  |
| Median .....   | dollars. 3 077  | 3 603                                    | 4 122                 | 4 689         | 3 373          | 2 674          | 1 576            | 3 205               | 2 614       | 1 700               |  |  |
| Female, total .....  | 23 530  | 13 034                                   | 3 300                 | 1 396         | 1 556          | 2 399          | 1 844            | 7 988               | 720         | 1 788               |  |  |
| Less than \$500 .....  | 3 776   | 1 884                                    | 730                   | 130           | 309            | 470            | 253              | 1 305               | 197         | 390                 |  |  |
| \$500 to \$999 .....   | 4 179   | 2 348                                    | 382                   | 269           | 121            | 335            | 723              | 1 316               | 258         | 257                 |  |  |
| \$1,000 to \$1,999 .....   | 4 354   | 2 034                                    | 598                   | 193           | 67             | 731            | 733              | 1 715               | -           | 606                 |  |  |
| \$2,000 to \$2,999 .....   | 3 888   | 1 894                                    | 531                   | 201           | 665            | 461            | 136              | 1 724               | -           | 270                 |  |  |
| \$3,000 to \$3,999 .....   | 2 897   | 1 904                                    | 326                   | 266           | 202            | 199            | -                | 668                 | 199         | 127                 |  |  |
| \$4,000 to \$4,999 .....   | 2 258   | 1 531                                    | 395                   | 199           | 67             | 67             | -                | 591                 | 67          | 69                  |  |  |
| \$5,000 to \$5,999 .....   | 863   | 654                                      | 70                    | 138           | -              | -              | -                | 208                 | -           | -                   |  |  |
| \$6,000 to \$6,999 .....   | 709   | 380                                      | 136                   | -             | 127            | 67             | -                | 329                 | -           | -                   |  |  |
| \$7,000 to \$7,999 .....   | 136   | 136                                      | -                     | -             | -              | -              | -                | -                   | -           | -                   |  |  |
| \$8,000 to \$8,999 .....   | 202   | 136                                      | 66                    | -             | -              | -              | -                | 66                  | -           | -                   |  |  |
| \$9,000 to \$9,999 .....   | 202   | 66                                       | 66                    | -             | -              | 70             | -                | 66                  | -           | 70                  |  |  |
| \$10,000 to \$11,999 .....   | -   | -  | -                     | -             | -              | -              | -                | -                   | -           | -                   |  |  |
| \$12,000 to \$14,999 .....   | -   | -  | -                     | -             | -              | -              | -                | -                   | -           | -                   |  |  |
| \$15,000 or more .....   | 66  | 66                                       | -                     | -             | -              | -              | -                | -                   | -           | -                   |  |  |
| Median .....   | dollars. 1 875  | 2 132                                    | 1 899                 | 2 529         | 2 424          | 1 540          | 963              | 1 801               | 816         | 1 408               |  |  |

<sup>2</sup>Persons 16 to 64 years, not in school.

**Table 22b. Extent of Unemployment in Last 12 Months of Part-Year Wage and Salary Workers: White**

| Major Occupation and Industry Groups of Longest Job Annual Wage and Salary Earnings | Total part-year wage and salary workers in last 12 months | Extent of unemployment in last 12 months |                       |               |                |                |                  |                     |             |                     |
|---|---|--|-----------------------|---------------|----------------|----------------|------------------|---------------------|-------------|---------------------|
|   |   | No unemployment                          | Weeks of unemployment |               |                |                |                  | Number of stretches |             |                     |
|   |   |  | 1 to 4 weeks          | 5 to 10 weeks | 11 to 14 weeks | 15 to 26 weeks | 27 weeks or more | 1 stretch           | 2 stretches | 3 stretches or more |
| <b>MAJOR OCCUPATION GROUP<sup>1</sup></b>   |   |  |                       |               |                |                |                  |                     |             |                     |
| Total .....   | 31 443  | 14 615                                   | 4 701                 | 3 465         | 1 898          | 3 634          | 3 128            | 11 451              | 2 589       | 2 788               |
| Professional and technical .....  | 1 828   | 636                                      | 268                   | 369           | 88             | 314            | 152              | 903                 | 152         | 137                 |
| Managerial and administrative .....   | 714   | 453                                      | -                     | 60            | -              | 137            | 64               | 190                 | 71          | -                   |
| Sales .....   | 936   | 363                                      | 88                    | 134           | 60             | 220            | 71               | 513                 | 60          | -                   |
| Clerical .....  | 4 940   | 1 914                                    | 943                   | 619           | 344            | 548            | 572              | 1 935               | 819         | 272                 |
| Craftsmen and foremen .....   | 2 897   | 1 077                                    | 505                   | 378           | 151            | 498            | 287              | 973                 | 296         | 551                 |
| Operatives, except transportation .....   | 10 094  | 5 293                                    | 1 296                 | 893           | 758            | 1 036          | 818              | 3 506               | 459         | 836                 |
| Transport equipment operatives .....  | 1 163   | 612                                      | -                     | 147           | -              | 74             | 329              | 401                 | 150         | -                   |
| Laborers, except farm .....   | 2 244   | 609                                      | 475                   | 250           | 284            | 362            | 265              | 883                 | 305         | 448                 |
| Service workers, except private household .....                                     | 5 277   | 2 976                                    | 856                   | 410           | 153            | 443            | 439              | 1 551               | 277         | 473                 |
| Private household workers .....   | 918   | 465                                      | 201                   | 121           | 60             | -              | 71               | 382                 | -           | 71                  |
| Farmers and farm managers .....   | -   | -  | -                     | -             | -              | -              | -                | -                   | -           | -                   |
| Farm laborers and foremen .....   | 432   | 218                                      | 68                    | 84            | -              | -              | 62               | 214                 | -           | -                   |
| Not available .....   | -   | -  | -                     | -             | -              | -              | -                | -                   | -           | -                   |
| <b>Male, total</b> .....  | 16 907  | 6 109                                    | 2 516                 | 2 303         | 1 170          | 2 471          | 2 338            | 6 867               | 1 675       | 2 256               |
| Professional and technical .....  | 1 214   | 275                                      | 152                   | 302           | 88             | 245            | 152              | 717                 | 152         | 70                  |
| Managerial and administrative .....   | 204   | 74                                       | -                     | -             | -              | 66             | 64               | 130                 | -           | -                   |
| Sales .....   | 531   | 235                                      | 88                    | 64            | 60             | 84             | -                | 236                 | 60          | -                   |
| Clerical .....  | 1 617   | 358                                      | 191                   | 287           | 151            | 308            | 323              | 606                 | 502         | 151                 |
| Craftsmen and foremen .....   | 2 501   | 820                                      | 434                   | 378           | 151            | 431            | 287              | 835                 | 296         | 551                 |
| Operatives, except transportation .....   | 4 233   | 1 683                                    | 566                   | 509           | 352            | 582            | 541              | 1 862               | 126         | 563                 |
| Transport equipment operatives .....  | 1 097   | 546                                      | -                     | 147           | -              | 74             | 329              | 401                 | 150         | -                   |
| Laborers, except farm .....   | 2 043   | 475                                      | 475                   | 250           | 284            | 362            | 198              | 883                 | 238         | 448                 |
| Service workers, except private household .....                                     | 3 100   | 1 489                                    | 542                   | 283           | 84             | 319            | 383              | 985                 | 152         | 473                 |
| Private household workers .....   | -   | -  | -                     | -             | -              | -              | -                | -                   | -           | -                   |
| Farmers and farm managers .....   | -   | -  | -                     | -             | -              | -              | -                | -                   | -           | -                   |
| Farm laborers and foremen .....   | 368   | 154                                      | 68                    | 84            | -              | -              | 62               | 214                 | -           | -                   |
| Not available .....   | -   | -  | -                     | -             | -              | -              | -                | -                   | -           | -                   |
| <b>Female, total</b> .....  | 14 536  | 8 507                                    | 2 186                 | 1 162         | 729            | 1 163          | 790              | 4 584               | 914         | 532                 |
| Professional and technical .....  | 614   | 361                                      | 117                   | 67            | -              | 69             | -                | 186                 | -           | 67                  |
| Managerial and administrative .....   | 511   | 379                                      | -                     | 60            | -              | 71             | -                | 60                  | 71          | -                   |
| Sales .....   | 405   | 127                                      | -                     | 70            | -              | 136            | 71               | 278                 | -           | -                   |
| Clerical .....  | 3 323   | 1 556                                    | 753                   | 332           | 193            | 240            | 248              | 1 329               | 317         | 121                 |
| Craftsmen and foremen .....   | 396   | 258                                      | 71                    | -             | -              | 67             | -                | 138                 | -           | -                   |
| Operatives, except transportation .....   | 5 861   | 3 610                                    | 730                   | 384           | 406            | 455            | 277              | 1 645               | 334         | 273                 |
| Transport equipment operatives .....  | 66  | 66                                       | -                     | -             | -              | -              | -                | -                   | -           | -                   |
| Laborers, except farm .....   | 201   | 134                                      | -                     | -             | -              | -              | 67               | -                   | 67          | -                   |
| Service workers, except private household .....                                     | 2 178   | 1 486                                    | 315                   | 127           | 69             | 124            | 56               | 566                 | 125         | -                   |
| Private household workers .....   | 918   | 465                                      | 201                   | 121           | 60             | 71             | 48               | 382                 | 201         | 71                  |
| Farmers and farm managers .....   | -   | -  | -                     | -             | -              | -              | -                | -                   | -           | -                   |
| Farm laborers and foremen .....   | 64  | 64                                       | -                     | -             | -              | -              | -                | -                   | -           | -                   |
| Not available .....   | -   | -  | -                     | -             | -              | -              | -                | -                   | -           | -                   |
| <b>MAJOR INDUSTRY GROUP<sup>1</sup></b>   |   |  |                       |               |                |                |                  |                     |             |                     |
| <b>Male, total</b> .....  | 16 907  | 6 109                                    | 2 516                 | 2 303         | 1 170          | 2 471          | 2 338            | 6 867               | 1 675       | 2 256               |
| <b>Private Wage and Salary Worker</b>   |   |  |                       |               |                |                |                  |                     |             |                     |
| Agriculture, forestry, and fisheries .....  | 564   | 154                                      | 68                    | 211           | -              | -              | 130              | 346                 | 64          | -                   |
| Mining .....  | -   | -  | -                     | -             | -              | -              | -                | -                   | -           | -                   |
| Construction .....  | 1 500   | 449                                      | 421                   | 69            | 214            | 148            | 199              | 562                 | 186         | 303                 |
| Durable goods manufacturing .....   | 4 194   | 1 585                                    | 630                   | 639           | 284            | 571            | 485              | 1 862               | 126         | 622                 |
| Nondurable goods manufacturing .....  | 1 942   | 796                                      | 232                   | 150           | 172            | 369            | 224              | 626                 | 150         | 370                 |
| Transportation, communication, and other public utilities .....                     | 399   | 143                                      | -                     | -             | 63             | 64             | 130              | 127                 | 129         | -                   |
| Wholesale and retail trade .....  | 2 516   | 817                                      | 403                   | 419           | 121            | 479            | 279              | 1 173               | 319         | 207                 |
| Finance, insurance, and real estate .....   | 298   | 134                                      | -                     | 71            | -              | -              | 93               | -                   | 93          | 71                  |
| Business and repair services .....  | 1 157   | 516                                      | 127                   | 68            | -              | 139            | 306              | 332                 | 239         | 70                  |
| Personal services .....   | 1 775   | 751                                      | 124                   | 287           | 168            | 155            | 291              | 723                 | 153         | 147                 |
| Professional services and entertainment .....                                       | 1 349   | 380                                      | 440                   | 218           | -              | 223            | 88               | 528                 | 215         | 226                 |
| <b>Government<sup>2</sup></b>   |   |  |                       |               |                |                |                  |                     |             |                     |
| Educational services .....  | 84  | -  | -                     | 84            | -              | -              | -                | 84                  | -           | -                   |
| All other government services .....   | 1 130   | 385                                      | 71                    | 88            | 149            | 324            | 113              | 504                 | -           | 240                 |
| Not available .....   | -   | -  | -                     | -             | -              | -              | -                | -                   | -           | -                   |
| <b>Female, total</b> .....  | 14 536  | 8 507                                    | 2 186                 | 1 162         | 729            | 1 163          | 790              | 4 584               | 914         | 532                 |
| <b>Private Wage and Salary Worker</b>   |   |  |                       |               |                |                |                  |                     |             |                     |
| Agriculture, forestry, and fisheries .....  | 64  | 64                                       | -                     | -             | -              | -              | -                | -                   | -           | -                   |
| Mining .....  | -   | -  | -                     | -             | -              | -              | -                | -                   | -           | -                   |
| Construction .....  | 71  | 71                                       | -                     | -             | -              | -              | -                | -                   | -           | -                   |
| Durable goods manufacturing .....   | 1 240   | 1 036                                    | -                     | -             | 67             | 137            | -                | 204                 | -           | -                   |
| Nondurable goods manufacturing .....  | 4 637   | 2 389                                    | 793                   | 528           | 268            | 315            | 344              | 1 572               | 468         | 209                 |
| Transportation, communication, and other public utilities .....                     | 315   | 66                                       | 128                   | 60            | -              | -              | 60               | 249                 | -           | -                   |
| Wholesale and retail trade .....  | 2 266   | 1 225                                    | 311                   | 258           | -              | 64             | 337              | 917                 | 64          | 60                  |
| Finance, insurance, and real estate .....   | 643   | 319                                      | 193                   | -             | -              | -              | 71               | 127                 | 137         | 60                  |
| Business and repair services .....  | 901   | 519                                      | 124                   | 131           | 67             | 60             | 60               | 201                 | 121         | 60                  |
| Personal services .....   | 2 010   | 997                                      | 396                   | 184           | 130            | 110            | 194              | 817                 | 125         | 71                  |
| Professional services and entertainment .....                                       | 1 747   | 1 433                                    | 180                   | -             | 134            | -              | -                | 243                 | -           | 71                  |
| <b>Government<sup>2</sup></b>   |   |  |                       |               |                |                |                  |                     |             |                     |
| Educational services .....  | 261   | 261                                      | -                     | -             | -              | -              | -                | -                   | -           | -                   |
| All other government services .....   | 381   | 127                                      | 60                    | -             | -              | 133            | 60               | 254                 | -           | -                   |
| Not available .....   | -   | -  | -                     | -             | -              | -              | -                | -                   | -           | -                   |

<sup>1</sup> Persons 16 to 64 years, not in school, longest job as a wage and salary worker. <sup>2</sup> Government class of worker.

Table 22b. **Extent of Unemployment in Last 12 Months of Part-Year Wage and Salary Workers:**  
**White**—Continued

| Major Occupation and Industry Groups of Longest Job<br>Annual Wage and Salary Earnings | Total part-year wage and salary workers in last 12 months | Extent of unemployment in last 12 months |                       |               |                |                |                  |                     |             |                     |
|--|---|--|-----------------------|---------------|----------------|----------------|------------------|---------------------|-------------|---------------------|
|  |   | No unemployment                          | Weeks of unemployment |               |                |                |                  | Number of stretches |             |                     |
|  |   |  | 1 to 4 weeks          | 5 to 10 weeks | 11 to 14 weeks | 15 to 26 weeks | 27 weeks or more | 1 stretch           | 2 stretches | 3 stretches or more |
| <b>ANNUAL WAGE AND SALARY EARNINGS<sup>2</sup></b>                                     |   |  |                       |               |                |                |                  |                     |             |                     |
| Male, total .....  | 16 907  | 6 109                                    | 2 516                 | 2 303         | 1 170          | 2 471          | 2 338            | 6 867               | 1 675       | 2 256               |
| Less than \$500 .....  | 1 176   | 431                                      | 129                   | 192           | -              | -              | 423              | 439                 | 305         | -                   |
| \$500 to \$999 .....   | 1 605   | 464                                      | 354                   | 151           | -              | 290            | 348              | 649                 | 264         | 229                 |
| \$1,000 to \$1,999 .....   | 3 267   | 1 032                                    | 127                   | 445           | 84             | 601            | 979              | 1 554               | 216         | 466                 |
| \$2,000 to \$2,999 .....   | 2 595   | 1 043                                    | 335                   | 203           | 216            | 424            | 374              | 841                 | 281         | 429                 |
| \$3,000 to \$3,999 .....   | 3 320   | 1 266                                    | 801                   | 452           | 291            | 447            | 64               | 1 352               | 187         | 515                 |
| \$4,000 to \$4,999 .....   | 1 441   | 520                                      | 151                   | 255           | 153            | 361            | -                | 552                 | 64          | 305                 |
| \$5,000 to \$5,999 .....   | 968   | 494                                      | 124                   | 172           | 114            | -              | 64               | 356                 | 117         | -                   |
| \$6,000 to \$6,999 .....   | 676   | 151                                      | -                     | 281           | 64             | 93             | 88               | 284                 | 172         | 70                  |
| \$7,000 to \$7,999 .....   | 885   | 275                                      | 130                   | 153           | 161            | 167            | -                | 387                 | 69          | 154                 |
| \$8,000 to \$8,999 .....   | 288   | 64                                       | 225                   | 70            | -              | -              | -                | 225                 | -           | -                   |
| \$9,000 to \$9,999 .....   | 287   | 217                                      | 70                    | -             | -              | -              | -                | 70                  | -           | -                   |
| \$10,000 to \$11,999 .....   | 264   | 88                                       | -                     | -             | 88             | 88             | -                | 88                  | -           | 88                  |
| \$12,000 to \$14,999 .....   | 134   | 64                                       | 71                    | -             | -              | -              | -                | 71                  | -           | -                   |
| \$15,000 or more .....   | -   | -  | -                     | -             | -              | -              | -                | -                   | -           | -                   |
| Median .....   | 2 927   | 3 066                                    | 3 391                 | 3 356         | 3 982          | 2 813          | 1 407            | 2 942               | 2 187       | 3 007               |
| dollars.   |   |  |                       |               |                |                |                  |                     |             |                     |
| Female, total .....  | 14 536  | 8 507                                    | 2 186                 | 1 162         | 729            | 1 163          | 790              | 4 584               | 914         | 532                 |
| Less than \$500 .....  | 2 120   | 1 100                                    | 458                   | 251           | 67             | 187            | 56               | 566                 | 393         | 60                  |
| \$500 to \$999 .....   | 2 183   | 1 204                                    | 198                   | 127           | 130            | 258            | 267              | 649                 | 199         | 131                 |
| \$1,000 to \$1,999 .....   | 3 666   | 2 300                                    | 570                   | 131           | 198            | 138            | 330              | 1 108               | 127         | 131                 |
| \$2,000 to \$2,999 .....   | 2 882   | 2 035                                    | 191                   | 325           | 64             | 201            | 67               | 713                 | 67          | 67                  |
| \$3,000 to \$3,999 .....   | 1 967   | 1 052                                    | 465                   | 63            | 141            | 246            | -                | 783                 | 60          | 71                  |
| \$4,000 to \$4,999 .....   | 911   | 331                                      | 187                   | 127           | 130            | 64             | 71               | 509                 | -           | 71                  |
| \$5,000 to \$5,999 .....   | 441   | 242                                      | 64                    | 67            | -              | 69             | -                | 133                 | 67          | -                   |
| \$6,000 to \$6,999 .....   | 203   | 133                                      | -                     | 71            | -              | -              | -                | 71                  | -           | -                   |
| \$7,000 to \$7,999 .....   | 110   | 110                                      | -                     | -             | -              | -              | -                | -                   | -           | -                   |
| \$8,000 to \$8,999 .....   | -   | -  | -                     | -             | -              | -              | -                | -                   | -           | -                   |
| \$9,000 to \$9,999 .....   | -   | -  | -                     | -             | -              | -              | -                | -                   | -           | -                   |
| \$10,000 to \$11,999 .....   | -   | -  | -                     | -             | -              | -              | -                | -                   | -           | -                   |
| \$12,000 to \$14,999 .....   | 53  | -  | 53                    | -             | -              | -              | -                | 53                  | -           | -                   |
| \$15,000 or more .....   | -   | -  | -                     | -             | -              | -              | -                | -                   | -           | -                   |
| Median .....   | 1 809   | 1 847                                    | 1 766                 | 2 222         | 1 849          | 1 986          | 1 219            | 1 973               | 660         | 1 564               |
| dollars.   |   |  |                       |               |                |                |                  |                     |             |                     |

<sup>2</sup>Persons 16 to 64 years, not in school.

Table 23. Main Reason for Less Than Full-Year Work: All Races

| Age and Sex<br>Family Status<br>Educational Attainment | Main reason for less than full-year work |                                     |                         |                                       |            |                   |                   |                                     |                         |                                       |            |                   |
|--|--|-------------------------------------|-------------------------|---------------------------------------|------------|-------------------|-------------------|-------------------------------------|-------------------------|---------------------------------------|------------|-------------------|
|  | Part-year workers                        |                                     |                         |                                       |            |                   | Nonworkers        |                                     |                         |                                       |            |                   |
|  | Total part-year workers                  | Poor health, illness, or disability | Family responsibilities | Inability to find work (unemployment) | Retirement | All other reasons | Total non-workers | Poor health, illness, or disability | Family responsibilities | Inability to find work (unemployment) | Retirement | All other reasons |
| <b>AGE AND SEX</b>                                     |  |                                     |                         |                                       |            |                   |                   |                                     |                         |                                       |            |                   |
| Total, 16 years and over                               | 101 378                                  | 13 905                              | 11 472                  | 48 499                                | 1 191      | 26 310            | 127 653           | 39 270                              | 30 653                  | 5 538                                 | 32 508     | 19 685            |
| Male, total  | 51 894                                   | 5 711                               | -                       | 28 425                                | 1 121      | 16 637            | 42 954            | 14 860                              | -                       | 2 741                                 | 15 716     | 9 637             |
| 16 to 21 years, total                                  | 11 206                                   | 194                                 | -                       | 4 025                                 | -          | 6 988             | 7 049             | 308                                 | -                       | 859                                   | -          | 5 881             |
| 16 to 21 years, not in school                          | 3 453                                    | 61                                  | -                       | 1 726                                 | -          | 1 667             | 1 106             | 248                                 | -                       | 428                                   | -          | 430               |
| 22 to 34 years, total                                  | 16 932                                   | 1 543                               | -                       | 9 950                                 | -          | 5 440             | 5 432             | 1 739                               | -                       | 832                                   | 88         | 2 773             |
| 22 to 34 years, veteran of Vietnam                     | 3 302                                    | -                                   | -                       | 1 782                                 | -          | 1 521             | 720               | -                                   | -                       | 590                                   | -          | 532               |
| 25 to 34 years   | 11 990                                   | 1 348                               | -                       | 7 489                                 | -          | 3 153             | 3 588             | 1 309                               | -                       | 525                                   | 88         | 1 601             |
| 35 to 44 years   | 9 854                                    | 1 415                               | -                       | 6 293                                 | -          | 2 146             | 2 690             | 1 982                               | -                       | 382                                   | -          | 382               |
| 45 to 54 years   | 6 554                                    | 809                                 | -                       | 4 682                                 | -          | 1 063             | 3 714             | 2 918                               | -                       | 51                                    | 69         | 136               |
| 55 to 64 years   | 5 452                                    | 1 265                               | -                       | 3 027                                 | 459        | 701               | 6 296             | 4 427                               | -                       | 66                                    | 1 566      | 236               |
| 65 years and over                                      | 1 895                                    | 485                                 | -                       | 448                                   | 662        | 299               | 17 774            | 3 486                               | -                       | 67                                    | 13 993     | 228               |
| 40 to 64 years   | 16 504                                   | 2 606                               | -                       | 10 692                                | 459        | 2 747             | 11 443            | 8 527                               | -                       | 747                                   | 1 635      | 533               |
| Female, total  | 49 484                                   | 8 194                               | 11 472                  | 20 073                                | 71         | 9 674             | 84 699            | 24 409                              | 30 653                  | 2 797                                 | 16 792     | 10 048            |
| 16 to 21 years, total                                  | 10 272                                   | 983                                 | 1 598                   | 2 655                                 | -          | 5 036             | 11 180            | 435                                 | 3 179                   | 852                                   | -          | 6 714             |
| 16 to 21 years, not in school                          | 5 045                                    | 802                                 | 1 353                   | 1 610                                 | -          | 1 280             | 4 160             | 375                                 | 2 745                   | 429                                   | -          | 611               |
| 22 to 34 years, total                                  | 17 709                                   | 2 155                               | 6 337                   | 6 661                                 | -          | 2 556             | 15 497            | 2 330                               | 10 212                  | 841                                   | -          | 2 113             |
| 22 to 34 years, veteran of Vietnam                     | 12 994                                   | 1 603                               | 4 631                   | 5 059                                 | -          | 1 701             | 11 224            | 2 019                               | 7 541                   | 599                                   | -          | 1 065             |
| 25 to 34 years   | 8 749                                    | 1 917                               | 1 864                   | 4 286                                 | -          | 682               | 10 554            | 3 103                               | 6 883                   | 117                                   | -          | 450               |
| 35 to 44 years   | 7 323                                    | 1 666                               | 798                     | 3 980                                 | -          | 880               | 10 588            | 5 171                               | 4 622                   | 723                                   | 71         | -                 |
| 45 to 54 years   | 3 467                                    | 942                                 | 602                     | 1 543                                 | 71         | 310               | 12 435            | 6 747                               | 3 655                   | 70                                    | 1 629      | 333               |
| 55 to 64 years   | 1 963                                    | 530                                 | 274                     | 950                                   | -          | 210               | 24 447            | 6 623                               | 2 102                   | 193                                   | 15 092     | 437               |
| 65 years and over                                      | 14 493                                   | 3 416                               | 2 129                   | 7 479                                 | 71         | 1 398             | 27 866            | 13 473                              | 11 331                  | 911                                   | 1 700      | 451               |
| 40 to 64 years   |  |                                     |                         |                                       |            |                   |                   |                                     |                         |                                       |            |                   |
| <b>FAMILY STATUS<sup>1</sup></b>                       |  |                                     |                         |                                       |            |                   |                   |                                     |                         |                                       |            |                   |
| Male, total  | 39 436                                   | 5 024                               | -                       | 25 062                                | 459        | 8 891             | 16 820            | 11 163                              | -                       | 2 163                                 | 1 723      | 1 770             |
| Family head  | 17 467                                   | 2 524                               | -                       | 11 560                                | 127        | 3 257             | 5 542             | 3 966                               | -                       | 601                                   | 490        | 485               |
| Family member  | 6 694                                    | 412                                 | -                       | 3 631                                 | -          | 2 651             | 3 225             | 1 850                               | -                       | 484                                   | 144        | 747               |
| Unrelated individual                                   | 15 275                                   | 2 088                               | -                       | 9 872                                 | 332        | 2 983             | 8 052             | 5 346                               | -                       | 1 078                                 | 1 089      | 539               |
| Female, total  | 40 853                                   | 7 290                               | 10 832                  | 17 713                                | 71         | 4 947             | 51 077            | 17 517                              | 27 993                  | 2 047                                 | 1 700      | 1 821             |
| Family head  | 9 655                                    | 2 580                               | 2 600                   | 4 014                                 | -          | 461               | 10 462            | 3 823                               | 5 610                   | 371                                   | 203        | 454               |
| No children under 18 years                             | 1 691                                    | 345                                 | 328                     | 884                                   | -          | 133               | 1 003             | 540                                 | 258                     | -                                     | 140        | 66                |
| Children 6 to 17 years only                            | 3 387                                    | 1 236                               | 269                     | 1 682                                 | -          | 200               | 3 558             | 1 776                               | 1 385                   | 130                                   | -          | 267               |
| Children under 6 years                                 | 4 577                                    | 999                                 | 2 004                   | 1 448                                 | -          | 127               | 5 901             | 1 508                               | 3 967                   | 241                                   | 63         | 121               |
| Wife of head   | 18 112                                   | 2 360                               | 6 721                   | 7 582                                 | 71         | 1 378             | 27 469            | 5 694                               | 19 544                  | 788                                   | 690        | 753               |
| No children under 18 years                             | 6 095                                    | 742                                 | 1 561                   | 3 053                                 | 71         | 668               | 9 302             | 3 408                               | 4 868                   | 265                                   | 627        | 134               |
| Children 6 to 17 years only                            | 4 423                                    | 595                                 | 1 250                   | 2 322                                 | -          | 257               | 6 499             | 1 647                               | 4 393                   | 265                                   | 63         | 130               |
| Children under 6 years                                 | 7 594                                    | 1 024                               | 3 910                   | 2 207                                 | -          | 454               | 11 668            | 640                                 | 10 282                  | 257                                   | -          | 489               |
| Other family member                                    | 5 731                                    | 831                                 | 1 252                   | 2 022                                 | -          | 1 625             | 5 526             | 1 924                               | 2 175                   | 484                                   | 330        | 613               |
| Unrelated individual                                   | 7 355                                    | 1 518                               | 258                     | 4 095                                 | -          | 1 483             | 7 620             | 6 075                               | 663                     | 404                                   | 477        | -                 |
| <b>EDUCATIONAL ATTAINMENT<sup>1</sup></b>              |  |                                     |                         |                                       |            |                   |                   |                                     |                         |                                       |            |                   |
| Male, total  | 39 436                                   | 5 024                               | -                       | 25 062                                | 459        | 8 891             | 16 820            | 11 163                              | -                       | 2 163                                 | 1 723      | 1 770             |
| Elementary: 7 years or less                            | 8 106                                    | 1 529                               | -                       | 5 255                                 | 219        | 1 103             | 5 511             | 4 226                               | -                       | 75                                    | 922        | 288               |
| 8 years  | 2 633                                    | 401                                 | -                       | 1 544                                 | -          | 689               | 1 425             | 1 084                               | -                       | 133                                   | 80         | 127               |
| High school: 1 to 3 years                              | 9 422                                    | 903                                 | -                       | 5 999                                 | 146        | 2 374             | 3 887             | 2 115                               | -                       | 906                                   | 314        | 551               |
| 4 years  | 12 243                                   | 1 433                               | -                       | 7 443                                 | 93         | 3 275             | 4 143             | 2 922                               | -                       | 557                                   | 143        | 522               |
| College: 1 year or more                                | 7 031                                    | 759                                 | -                       | 4 822                                 | -          | 1 450             | 1 854             | 815                                 | -                       | 493                                   | 263        | 282               |
| Female, total  | 40 853                                   | 7 290                               | 10 832                  | 17 713                                | 71         | 4 947             | 51 077            | 17 517                              | 27 993                  | 2 047                                 | 1 700      | 1 821             |
| Elementary: 7 years or less                            | 7 159                                    | 1 989                               | 2 109                   | 2 607                                 | -          | 453               | 10 837            | 5 156                               | 5 160                   | 67                                    | 341        | 114               |
| 8 years  | 1 649                                    | 342                                 | 321                     | 787                                   | -          | 200               | 4 775             | 1 912                               | 2 412                   | 251                                   | 134        | 66                |
| High school: 1 to 3 years                              | 8 572                                    | 1 041                               | 2 812                   | 3 855                                 | -          | 864               | 15 709            | 5 200                               | 8 649                   | 697                                   | 481        | 682               |
| 4 years  | 15 889                                   | 3 003                               | 3 968                   | 6 917                                 | 71         | 1 930             | 14 622            | 3 722                               | 8 830                   | 702                                   | 541        | 827               |
| College: 1 year or more                                | 7 584                                    | 915                                 | 1 622                   | 3 547                                 | -          | 1 500             | 5 134             | 1 527                               | 2 942                   | 331                                   | 203        | 131               |

<sup>1</sup> Persons 16 to 64 years, not in school.

Table 23a. Main Reason for Less Than Full-Year Work: Negro

| Age and Sex<br>Family Status<br>Educational Attainment | Main reason for less than full-year work |                                     |                         |                                       |            |                   |                   |                                     |                         |                                       |            |                   |
|--|--|-------------------------------------|-------------------------|---------------------------------------|------------|-------------------|-------------------|-------------------------------------|-------------------------|---------------------------------------|------------|-------------------|
|  | Part-year workers                        |                                     |                         |                                       |            |                   | Nonworkers        |                                     |                         |                                       |            |                   |
|  | Total part-year workers                  | Poor health, illness, or disability | Family responsibilities | Inability to find work (unemployment) | Retirement | All other reasons | Total non-workers | Poor health, illness, or disability | Family responsibilities | Inability to find work (unemployment) | Retirement | All other reasons |
| <b>AGE AND SEX</b>                                     |  |                                     |                         |                                       |            |                   |                   |                                     |                         |                                       |            |                   |
| Total, 16 years and over                               | 55 235                                   | 7 251                               | 6 970                   | 28 003                                | 722        | 12 289            | 69 476            | 25 414                              | 16 454                  | 4 194                                 | 12 387     | 11 027            |
| Male, total  | 27 274                                   | 2 560                               | -                       | 16 008                                | 722        | 7 984             | 20 102            | 8 127                               | -                       | 2 146                                 | 4 948      | 4 881             |
| 16 to 21 years, total                                  | 6 191                                    | 194                                 | -                       | 2 453                                 | -          | 3 544             | 4 620             | 184                                 | -                       | 796                                   | -          | 3 640             |
| 16 to 21 years, not in school                          | 1 599                                    | 61                                  | -                       | 797                                   | -          | 742               | 797               | 184                                 | -                       | 428                                   | -          | 185               |
| 22 to 34 years, total                                  | 9 248                                    | 757                                 | -                       | 5 696                                 | -          | 2 794             | 2 504             | 1 035                               | -                       | 748                                   | -          | 721               |
| 22 to 34 years, veteran of Vietnam                     | 2 344                                    | -                                   | -                       | 1 320                                 | -          | 1 024             | 372               | -                                   | -                       | 188                                   | -          | 184               |
| 35 to 44 years   | 6 220                                    | 696                                 | -                       | 4 209                                 | -          | 1 314             | 1 768             | 854                                 | -                       | 506                                   | -          | 408               |
| 45 to 54 years   | 4 385                                    | 671                                 | -                       | 2 741                                 | -          | 974               | 2 074             | 1 522                               | -                       | 325                                   | -          | 227               |
| 55 to 64 years   | 3 532                                    | 279                                 | -                       | 3 023                                 | -          | 230               | 1 944             | 1 671                               | -                       | 210                                   | -          | 63                |
| 65 years and over                                      | 2 790                                    | 416                                 | -                       | 1 903                                 | 127        | 345               | 3 162             | 2 074                               | -                       | 66                                    | 953        | 69                |
| 40 to 64 years   | 1 129                                    | 244                                 | -                       | 192                                   | 596        | 97                | 5 797             | 1 642                               | -                       | -                                     | 3 994      | 161               |
| Female, total  | 27 961                                   | 4 692                               | 6 970                   | 11 995                                | -          | 4 304             | 49 374            | 17 286                              | 16 454                  | 2 048                                 | 7 439      | 6 147             |
| 16 to 21 years, total                                  | 5 636                                    | 552                                 | 918                     | 1 911                                 | -          | 2 256             | 7 601             | 372                                 | 2 089                   | 679                                   | -          | 4 462             |
| 16 to 21 years, not in school                          | 2 759                                    | 370                                 | 733                     | 1 050                                 | -          | 605               | 2 758             | 311                                 | 1 655                   | 369                                   | -          | 424               |
| 22 to 34 years   | 10 407                                   | 1 638                               | 3 645                   | 4 144                                 | -          | 980               | 8 351             | 1 695                               | 4 842                   | 714                                   | -          | 1 100             |
| 25 to 34 years   | 7 964                                    | 1 210                               | 2 606                   | 3 473                                 | -          | 675               | 6 281             | 1 511                               | 3 623                   | 472                                   | -          | 674               |
| 35 to 44 years   | 5 772                                    | 1 080                               | 1 280                   | 2 933                                 | -          | 479               | 7 007             | 2 585                               | 4 019                   | 67                                    | -          | 336               |
| 45 to 54 years   | 3 908                                    | 770                                 | 528                     | 2 150                                 | -          | 460               | 7 271             | 3 840                               | 2 843                   | 588                                   | -          | -                 |
| 55 to 64 years   | 1 840                                    | 522                                 | 396                     | 792                                   | -          | 130               | 8 015             | 4 893                               | 2 071                   | -                                     | 856        | 195               |
| 65 years and over                                      | 398                                      | 130                                 | 202                     | 66                                    | -          | -                 | 11 128            | 3 901                               | 591                     | -                                     | 6 583      | 53                |
| 40 to 64 years   | 8 203                                    | 1 701                               | 1 331                   | 4 441                                 | -          | 731               | 18 189            | 9 967                               | 6 449                   | 655                                   | 856        | 262               |
| <b>FAMILY STATUS<sup>1</sup></b>                       |  |                                     |                         |                                       |            |                   |                   |                                     |                         |                                       |            |                   |
| Male, total  | 19 873                                   | 2 183                               | -                       | 13 691                                | 127        | 3 873             | 9 805             | 6 334                               | -                       | 1 699                                 | 953        | 818               |
| Family head  | 9 530                                    | 1 007                               | -                       | 7 096                                 | 127        | 1 300             | 3 378             | 2 400                               | -                       | 450                                   | 262        | 266               |
| Family member  | 4 622                                    | 712                                 | -                       | 2 520                                 | -          | 1 689             | 2 425             | 1 464                               | -                       | 484                                   | 144        | 333               |
| Unrelated individual                                   | 5 722                                    | 464                                 | -                       | 4 075                                 | -          | 883               | 4 002             | 2 470                               | -                       | 764                                   | 547        | 220               |
| Female, total  | 23 999                                   | 4 257                               | 6 462                   | 10 948                                | -          | 2 333             | 32 287            | 13 252                              | 15 368                  | 1 671                                 | 856        | 1 140             |
| Family head  | 7 091                                    | 1 777                               | 1 785                   | 3 269                                 | -          | 263               | 8 079             | 3 236                               | 4 121                   | 257                                   | 132        | 333               |
| No children under 18 years                             | 938                                      | 133                                 | 201                     | 537                                   | -          | 66                | 600               | 398                                 | 67                      | -                                     | 69         | 66                |
| Children 6 to 17 years only                            | 2 596                                    | 843                                 | 269                     | 1 347                                 | -          | 136               | 2 918             | 1 525                               | 1 057                   | 130                                   | -          | 206               |
| Children under 6 years                                 | 3 558                                    | 800                                 | 1 313                   | 1 384                                 | -          | 61                | 4 561             | 1 313                               | 2 997                   | 127                                   | 63         | 61                |
| Wife of head   | 10 291                                   | 1 121                               | 3 913                   | 4 531                                 | -          | 725               | 15 260            | 4 091                               | 9 935                   | 657                                   | 262        | 315               |
| No children under 18 years                             | 2 635                                    | 203                                 | 534                     | 1 696                                 | -          | 203               | 5 579             | 2 399                               | 2 716                   | 265                                   | 199        | -                 |
| Children 6 to 17 years only                            | 2 850                                    | 333                                 | 860                     | 1 464                                 | -          | 193               | 3 995             | 1 179                               | 2 488                   | 198                                   | 63         | 67                |
| Children under 6 years                                 | 4 806                                    | 585                                 | 2 520                   | 1 371                                 | -          | 329               | 5 685             | 512                                 | 4 731                   | 194                                   | -          | 248               |
| Other family member                                    | 3 209                                    | 435                                 | 637                     | 1 266                                 | -          | 871               | 3 709             | 1 540                               | 1 058                   | 424                                   | 195        | 492               |
| Unrelated individual                                   | 3 408                                    | 925                                 | 129                     | 1 881                                 | -          | 473               | 5 239             | 4 385                               | 254                     | 333                                   | 266        | -                 |
| <b>EDUCATIONAL ATTAINMENT<sup>1</sup></b>              |  |                                     |                         |                                       |            |                   |                   |                                     |                         |                                       |            |                   |
| Male, total  | 19 873                                   | 2 183                               | -                       | 13 691                                | 127        | 3 873             | 9 805             | 6 334                               | -                       | 1 699                                 | 953        | 818               |
| Elementary: 7 years or less                            | 2 665                                    | 383                                 | -                       | 1 981                                 | 127        | 174               | 3 151             | 2 252                               | -                       | 75                                    | 664        | 160               |
| 8 years  | 1 073                                    | 200                                 | -                       | 873                                   | -          | -                 | 932               | 724                                 | -                       | 61                                    | 80         | 67                |
| High school: 1 to 3 years                              | 5 289                                    | 555                                 | -                       | 3 522                                 | -          | 1 212             | 2 241             | 1 298                               | -                       | 662                                   | 66         | 215               |
| 4 years  | 7 772                                    | 588                                 | -                       | 5 097                                 | -          | 2 087             | 2 691             | 1 678                               | -                       | 557                                   | 143        | 313               |
| College: 1 year or more                                | 3 074                                    | 458                                 | -                       | 2 218                                 | -          | 399               | 791               | 383                                 | -                       | 345                                   | -          | 64                |
| Female, total  | 23 999                                   | 4 257                               | 6 462                   | 10 948                                | -          | 2 333             | 32 287            | 13 252                              | 15 368                  | 1 671                                 | 856        | 1 140             |
| Elementary: 7 years or less                            | 1 722                                    | 523                                 | 395                     | 732                                   | -          | 72                | 5 343             | 3 596                               | 1 485                   | 67                                    | 132        | 63                |
| 8 years  | 725                                      | 132                                 | 136                     | 388                                   | -          | 69                | 2 626             | 1 388                               | 975                     | 133                                   | 63         | 66                |
| High school: 1 to 3 years                              | 5 796                                    | 718                                 | 1 821                   | 2 861                                 | -          | 396               | 11 296            | 4 296                               | 5 720                   | 636                                   | 269        | 374               |
| 4 years  | 11 534                                   | 2 294                               | 3 128                   | 5 094                                 | -          | 1 018             | 9 986             | 2 984                               | 5 599                   | 568                                   | 259        | 576               |
| College: 1 year or more                                | 4 221                                    | 590                                 | 982                     | 1 872                                 | -          | 778               | 3 037             | 988                                 | 1 589                   | 267                                   | 133        | 61                |

<sup>1</sup>Persons 16 to 64 years, not in school.



Table 23b. Main Reason for Less Than Full-Year Work: White

| Age and Sex<br>Family Status<br>Educational Attainment | Main reason for less than full-year work |                                     |                         |                                       |            |                   |                   |                                     |                         |                                       |            |                   |
|--|--|-------------------------------------|-------------------------|---------------------------------------|------------|-------------------|-------------------|-------------------------------------|-------------------------|---------------------------------------|------------|-------------------|
|  | Part-year workers                        |                                     |                         |                                       |            |                   | Nonworkers        |                                     |                         |                                       |            |                   |
|  | Total part-year workers                  | Poor health, illness, or disability | Family responsibilities | Inability to find work (unemployment) | Retirement | All other reasons | Total non-workers | Poor health, illness, or disability | Family responsibilities | Inability to find work (unemployment) | Retirement | All other reasons |
| <b>AGE AND SEX</b>                                     |  |                                     |                         |                                       |            |                   |                   |                                     |                         |                                       |            |                   |
| Total, 16 years and over                               | 41 023                                   | 6 444                               | 3 860                   | 18 056                                | 403        | 12 260            | 50 518            | 12 718                              | 11 875                  | 1 141                                 | 18 429     | 6 356             |
| Male, total  | 22 135                                   | 3 008                               | -                       | 11 156                                | 332        | 7 638             | 19 591            | 6 134                               | -                       | 522                                   | 9 556      | 3 379             |
| 16 to 21 years, total                                  | 4 542                                    | -                                   | -                       | 1 390                                 | -          | 3 152             | 2 141             | 124                                 | -                       | 63                                    | -          | 1 954             |
| 16 to 21 years, not in school                          | 1 793                                    | -                                   | -                       | 868                                   | -          | 925               | 309               | 64                                  | -                       | -                                     | -          | 245               |
| 22 to 34 years, total                                  | 6 816                                    | 786                                 | -                       | 3 906                                 | -          | 2 124             | 1 827             | 620                                 | -                       | 84                                    | 88         | 1 035             |
| 22 to 34 years, veteran of Vietnam                     | 959                                      | -                                   | -                       | 462                                   | -          | 497               | 200               | -                                   | -                       | -                                     | -          | 200               |
| 25 to 34 years   | 5 088                                    | 652                                 | -                       | 2 933                                 | -          | 1 504             | 1 087             | 372                                 | -                       | 84                                    | 88         | 543               |
| 35 to 44 years   | 5 096                                    | 745                                 | -                       | 3 179                                 | -          | 1 172             | 616               | 460                                 | -                       | -                                     | -          | 155               |
| 45 to 54 years   | 2 752                                    | 387                                 | -                       | 1 396                                 | -          | 770               | 1 625             | 1 247                               | -                       | 308                                   | 69         | -                 |
| 55 to 64 years   | 2 296                                    | 849                                 | -                       | 828                                   | 332        | 286               | 2 618             | 1 838                               | -                       | -                                     | 612        | 167               |
| 65 years and over                                      | 633                                      | 242                                 | -                       | 257                                   | -          | 135               | 10 765            | 1 844                               | -                       | 67                                    | 8 786      | 67                |
| 40 to 64 years   | 7 277                                    | 1 565                               | -                       | 3 718                                 | 332        | 1 661             | 4 512             | 3 287                               | -                       | 308                                   | 682        | 235               |
| Female, total  | 18 888                                   | 3 435                               | 3 860                   | 6 900                                 | 71         | 4 622             | 30 927            | 6 584                               | 11 875                  | 619                                   | 8 872      | 2 977             |
| 16 to 21 years, total                                  | 4 331                                    | 432                                 | 556                     | 744                                   | -          | 2 599             | 2 798             | 64                                  | 979                     | 173                                   | -          | 1 582             |
| 16 to 21 years, not in school                          | 2 101                                    | 432                                 | 496                     | 559                                   | -          | 614               | 1 290             | 64                                  | 979                     | 60                                    | -          | 187               |
| 22 to 34 years   | 5 923                                    | 451                                 | 2 307                   | 2 018                                 | -          | 1 147             | 5 800             | 571                                 | 4 406                   | 64                                    | -          | 759               |
| 25 to 34 years   | 3 959                                    | 327                                 | 1 700                   | 1 275                                 | -          | 658               | 3 844             | 445                                 | 3 076                   | 64                                    | -          | 260               |
| 35 to 44 years   | 2 714                                    | 837                                 | 518                     | 1 222                                 | -          | 136               | 2 787             | 387                                 | 2 235                   | 51                                    | -          | 114               |
| 45 to 54 years   | 3 140                                    | 896                                 | 269                     | 1 626                                 | -          | 349               | 2 969             | 1 260                               | 1 571                   | 67                                    | 71         | -                 |
| 55 to 64 years   | 1 416                                    | 420                                 | 138                     | 607                                   | 71         | 180               | 4 008             | 1 446                               | 1 380                   | 70                                    | 774        | 138               |
| 65 years and over                                      | 1 364                                    | 400                                 | 71                      | 683                                   | -          | 210               | 12 565            | 2 656                               | 1 304                   | 193                                   | 8 028      | 384               |
| 40 to 64 years   | 5 673                                    | 1 716                               | 731                     | 2 626                                 | 71         | 530               | 8 546             | 3 163                               | 4 162                   | 188                                   | 844        | 189               |
| <b>FAMILY STATUS<sup>1</sup></b>                       |  |                                     |                         |                                       |            |                   |                   |                                     |                         |                                       |            |                   |
| Male, total  | 17 899                                   | 2 698                               | -                       | 10 314                                | 332        | 4 555             | 6 195             | 4 230                               | -                       | 392                                   | 770        | 803               |
| Family head  | 7 261                                    | 1 447                               | -                       | 4 122                                 | -          | 1 693             | 2 025             | 1 426                               | -                       | 151                                   | 228        | 219               |
| Family member  | 1 885                                    | -                                   | -                       | 986                                   | -          | 899               | 740               | 386                                 | -                       | -                                     | -          | 354               |
| Unrelated individual                                   | 8 753                                    | 1 252                               | -                       | 5 206                                 | 332        | 1 963             | 3 430             | 2 417                               | -                       | 241                                   | 542        | 231               |
| Female, total  | 14 738                                   | 2 966                               | 3 728                   | 5 788                                 | 71         | 2 185             | 16 008            | 3 791                               | 10 508                  | 245                                   | 844        | 620               |
| Family head  | 2 369                                    | 804                                 | 687                     | 681                                   | -          | 198               | 1 881             | 523                                 | 1 176                   | 51                                    | 71         | 60                |
| No children under 18 years                             | 753                                      | 212                                 | 127                     | 347                                   | -          | 67                | 283               | 142                                 | 71                      | -                                     | 71         | -                 |
| Children 6 to 17 years only                            | 791                                      | 393                                 | -                       | 335                                   | -          | 64                | 515               | 187                                 | 328                     | -                                     | -          | -                 |
| Children under 6 years                                 | 825                                      | 198                                 | 560                     | -                                     | -          | 67                | 1 082             | 194                                 | 777                     | 51                                    | -          | 60                |
| Wife of head   | 6 767                                    | 1 172                               | 2 420                   | 2 451                                 | 71         | 653               | 10 189            | 1 327                               | 7 931                   | 64                                    | 428        | 439               |
| No children under 18 years                             | 2 985                                    | 472                                 | 893                     | 1 084                                 | 71         | 465               | 3 170             | 733                                 | 1 875                   | -                                     | 428        | 134               |
| Children 6 to 17 years only                            | 1 376                                    | 262                                 | 324                     | 727                                   | -          | 64                | 2 238             | 467                                 | 1 707                   | -                                     | -          | 64                |
| Children under 6 years                                 | 2 406                                    | 438                                 | 1 203                   | 641                                   | -          | 124               | 4 781             | 127                                 | 4 349                   | 64                                    | -          | 241               |
| Other family member                                    | 2 213                                    | 397                                 | 491                     | 632                                   | -          | 693               | 1 627             | 320                                 | 991                     | 60                                    | 135        | 121               |
| Unrelated individual                                   | 3 388                                    | 593                                 | 129                     | 2 023                                 | -          | 642               | 2 311             | 1 620                               | 409                     | 70                                    | 211        | -                 |
| <b>EDUCATIONAL ATTAINMENT<sup>1</sup></b>              |  |                                     |                         |                                       |            |                   |                   |                                     |                         |                                       |            |                   |
| Male, total  | 17 899                                   | 2 698                               | -                       | 10 314                                | 332        | 4 555             | 6 195             | 4 230                               | -                       | 392                                   | 770        | 803               |
| Elementary: 7 years or less                            | 5 150                                    | 1 146                               | -                       | 2 982                                 | 93         | 929               | 2 128             | 1 742                               | -                       | -                                     | 259        | 127               |
| 8 years  | 1 560                                    | 201                                 | -                       | 670                                   | -          | 689               | 421               | 360                                 | -                       | -                                     | -          | 60                |
| High school: 1 to 3 years                              | 3 998                                    | 275                                 | -                       | 2 477                                 | 146        | 1 099             | 1 552             | 724                                 | -                       | 244                                   | 248        | 336               |
| 4 years  | 3 945                                    | 845                                 | -                       | 2 020                                 | 93         | 987               | 1 031             | 971                                 | -                       | -                                     | -          | 60                |
| College: 1 year or more                                | 3 246                                    | 231                                 | -                       | 2 165                                 | -          | 851               | 1 063             | 433                                 | -                       | 148                                   | 263        | 219               |
| Female, total  | 14 738                                   | 2 966                               | 3 728                   | 5 788                                 | 71         | 2 185             | 16 008            | 3 791                               | 10 508                  | 245                                   | 844        | 620               |
| Elementary: 7 years or less                            | 5 300                                    | 1 466                               | 1 714                   | 1 737                                 | -          | 381               | 5 166             | 1 362                               | 3 545                   | -                                     | 209        | 51                |
| 8 years  | 924                                      | 210                                 | 185                     | 399                                   | -          | 131               | 1 947             | 524                                 | 1 302                   | 51                                    | 71         | -                 |
| High school: 1 to 3 years                              | 2 709                                    | 322                                 | 992                     | 927                                   | -          | 468               | 3 782             | 903                                 | 2 359                   | 60                                    | 212        | 247               |
| 4 years  | 3 512                                    | 642                                 | 516                     | 1 505                                 | 71         | 778               | 3 733             | 599                                 | 2 466                   | 134                                   | 282        | 251               |
| College: 1 year or more                                | 2 294                                    | 325                                 | 321                     | 1 220                                 | -          | 427               | 1 379             | 402                                 | 836                     | -                                     | 70         | 71                |

<sup>1</sup> Persons 16 to 64 years, not in school.

Table 24. Annual Wage and Salary Earnings of Year-Round Wage and Salary Workers on Full-Time Schedules, by Age and Sex, Family Status, and Educational Attainment: All Races

| Age and Sex<br>Family Status<br>Educational Attainment | Total year-round wage and salary workers on full-time schedules | Annual wage and salary earnings |                    |                    |                    |                    |                    |                    |                    |                      |                      | Median annual earnings (dollars) |                  |
|--|---|---------------------------------|--------------------|--------------------|--------------------|--------------------|--------------------|--------------------|--------------------|----------------------|----------------------|----------------------------------|------------------|
|  |   | Less than \$2,000               | \$2,000 to \$2,999 | \$3,000 to \$3,999 | \$4,000 to \$4,999 | \$5,000 to \$5,999 | \$6,000 to \$6,999 | \$7,000 to \$7,999 | \$8,000 to \$9,999 | \$10,000 to \$12,499 | \$12,500 to \$14,999 |                                  | \$15,000 or more |
| <b>AGE AND SEX</b>                                     |   |                                 |                    |                    |                    |                    |                    |                    |                    |                      |                      |                                  |                  |
| Total, 16 years and over                               | 103 838   | 5 974                           | 4 229              | 12 810             | 14 129             | 14 673             | 15 076             | 12 205             | 14 956             | 6 956                | 1 512                | 1 320                            | 6 007            |
| Male, total  | 62 833  | 2 882                           | 1 510              | 4 177              | 6 403              | 8 783              | 9 784              | 8 577              | 11 999             | 6 364                | 1 376                | 978                              | 6 783            |
| 16 to 21 years, total                                  | 2 454   | 121                             | 124                | 371                | 729                | 490                | 435                | 123                | 61                 | -                    | -                    | -                                | 4 838            |
| 16 to 21 years, not in school                          | 2 158   | 121                             | 124                | 311                | 554                | 490                | 435                | 123                | -                  | -                    | -                    | -                                | 4 945            |
| 22 to 34 years, total                                  | 21 636  | 1 301                           | 497                | 1 761              | 2 482              | 3 362              | 3 214              | 3 044              | 3 425              | 1 977                | 350                  | 224                              | 6 441            |
| 22 to 34 years, veteran of Vietnam                     | 3 342   | 60                              | 70                 | 127                | 171                | 593                | 537                | 532                | 787                | 337                  | 67                   | 61                               | 7 211            |
| 25 to 34 years   | 17 562  | 1 053                           | 376                | 1 158              | 1 624              | 2 922              | 2 598              | 2 482              | 2 922              | 1 977                | 287                  | 163                              | 6 635            |
| 35 to 44 years   | 15 871  | 417                             | 238                | 759                | 1 385              | 1 471              | 2 857              | 2 321              | 3 532              | 1 932                | 418                  | 541                              | 7 348            |
| 45 to 54 years   | 12 860  | 759                             | 232                | 718                | 722                | 1 853              | 1 782              | 2 010              | 3 027              | 1 444                | 173                  | 140                              | 7 181            |
| 55 to 64 years   | 8 940   | 215                             | 420                | 435                | 950                | 1 401              | 1 439              | 885                | 1 812              | 943                  | 367                  | 74                               | 6 730            |
| 65 years and over                                      | 1 072   | 69                              | -                  | 133                | 136                | 207                | 56                 | 194                | 143                | 67                   | 67                   | -                                | 5 960            |
| 40 to 64 years   | 28 626  | 1 261                           | 740                | 1 529              | 2 267              | 3 544              | 4 597              | 3 932              | 6 419              | 2 977                | 825                  | 535                              | 7 095            |
| Female, total  | 41 005  | 3 092                           | 2 719              | 8 633              | 7 726              | 5 890              | 5 292              | 3 628              | 2 957              | 592                  | 136                  | 341                              | 4 784            |
| 16 to 21 years, total                                  | 2 848   | 429                             | 185                | 928                | 625                | 193                | 242                | 123                | 124                | -                    | -                    | -                                | 3 874            |
| 16 to 21 years, not in school                          | 2 045   | 305                             | 124                | 678                | 625                | 129                | 121                | 63                 | -                  | -                    | -                    | -                                | 3 875            |
| 22 to 34 years   | 13 580  | 716                             | 336                | 2 445              | 3 097              | 2 844              | 1 587              | 1 099              | 1 066              | 253                  | 67                   | 70                               | 5 069            |
| 25 to 34 years   | 9 941   | 656                             | 336                | 1 763              | 2 193              | 1 652              | 1 278              | 670                | 1 003              | 253                  | 67                   | 70                               | 5 014            |
| 35 to 44 years   | 9 419   | 456                             | 870                | 1 984              | 1 462              | 1 210              | 1 232              | 1 129              | 944                | -                    | 69                   | 64                               | 4 957            |
| 45 to 54 years   | 8 360   | 688                             | 598                | 1 668              | 1 625              | 1 230              | 1 412              | 729                | 129                | 139                  | -                    | 141                              | 4 754            |
| 55 to 64 years   | 5 722   | 516                             | 595                | 1 341              | 731                | 413                | 820                | 547                | 559                | 134                  | -                    | 66                               | 4 560            |
| 65 years and over                                      | 1 077   | 287                             | 135                | 268                | 186                | -                  | -                  | -                  | 135                | 66                   | -                    | -                                | 3 435            |
| 40 to 64 years   | 18 457  | 1 412                           | 1 466              | 3 732              | 3 352              | 2 042              | 3 061              | 1 952              | 960                | 273                  | -                    | 208                              | 4 781            |
| <b>FAMILY STATUS<sup>1</sup></b>                       |   |                                 |                    |                    |                    |                    |                    |                    |                    |                      |                      |                                  |                  |
| Male, total  | 60 745  | 2 749                           | 1 443              | 3 923              | 6 093              | 8 576              | 9 606              | 8 133              | 11 732             | 6 203                | 1 309                | 978                              | 6 790            |
| Family head  | 38 138  | 1 167                           | 701                | 2 420              | 3 911              | 5 663              | 5 967              | 4 973              | 7 886              | 4 025                | 948                  | 477                              | 6 873            |
| Family member  | 4 554   | 457                             | 447                | 636                | 643                | 519                | 450                | 781                | 306                | 254                  | -                    | 61                               | 5 181            |
| Unrelated individual                                   | 18 053  | 1 125                           | 295                | 867                | 1 538              | 2 394              | 3 189              | 2 378              | 3 540              | 1 925                | 361                  | 440                              | 6 880            |
| Female, total  | 38 704  | 2 681                           | 2 524              | 7 991              | 7 375              | 5 695              | 5 171              | 3 567              | 2 698              | 526                  | 136                  | 341                              | 4 835            |
| Family head  | 9 516   | 658                             | 469                | 2 137              | 1 974              | 859                | 1 738              | 938                | 609                | -                    | -                    | 134                              | 4 757            |
| No children under 18 years                             | 2 541   | 208                             | -                  | 650                | 460                | -                  | 610                | 278                | 201                | -                    | -                    | 134                              | 4 897            |
| Children 6 to 17 years only                            | 4 002   | 333                             | 402                | 731                | 926                | 469                | 466                | 403                | 272                | -                    | -                    | -                                | 4 577            |
| Children under 6 years                                 | 2 973   | 117                             | 67                 | 756                | 588                | 390                | 661                | 257                | 136                | -                    | -                    | -                                | 4 929            |
| Wife of head   | 13 118  | 811                             | 1 219              | 2 895              | 2 132              | 2 228              | 1 814              | 664                | 1 016              | 133                  | 69                   | 136                              | 4 766            |
| No children under 18 years                             | 7 318   | 684                             | 1 082              | 1 725              | 1 024              | 602                | 966                | 474                | 560                | 66                   | -                    | 136                              | 4 165            |
| Children 6 to 17 years only                            | 2 389   | 67                              | 67                 | 589                | 260                | 738                | 335                | 64                 | 133                | 67                   | 69                   | -                                | 5 286            |
| Children under 6 years                                 | 3 410   | 60                              | 69                 | 581                | 848                | 888                | 512                | 127                | 324                | -                    | -                    | -                                | 5 164            |
| Other family member                                    | 4 470   | 493                             | 124                | 945                | 1 470              | 514                | 191                | 602                | 67                 | 63                   | -                    | -                                | 4 457            |
| Unrelated individual                                   | 11 601  | 718                             | 713                | 2 015              | 1 799              | 2 094              | 1 428              | 1 363              | 1 005              | 330                  | 67                   | 70                               | 5 266            |
| <b>EDUCATIONAL ATTAINMENT<sup>1</sup></b>              |   |                                 |                    |                    |                    |                    |                    |                    |                    |                      |                      |                                  |                  |
| Male, total  | 60 745  | 2 749                           | 1 443              | 3 923              | 6 093              | 8 576              | 9 606              | 8 133              | 11 732             | 6 203                | 1 309                | 978                              | 6 790            |
| Elementary: 7 years or less                            | 11 477  | 638                             | 728                | 1 967              | 1 990              | 2 059              | 1 427              | 973                | 1 264              | 432                  | -                    | -                                | 5 202            |
| 8 years  | 3 638   | 163                             | -                  | 71                 | 541                | 612                | 706                | 290                | 751                | 438                  | -                    | 66                               | 6 611            |
| High school: 1 to 3 years                              | 11 536  | 668                             | 133                | 569                | 1 345              | 1 865              | 2 199              | 1 684              | 1 880              | 756                  | 244                  | 191                              | 6 540            |
| 4 years  | 18 440  | 719                             | 274                | 979                | 1 283              | 2 881              | 3 379              | 2 928              | 3 686              | 1 634                | 337                  | 339                              | 6 912            |
| College: 1 year or more                                | 15 654  | 562                             | 308                | 337                | 933                | 1 160              | 1 895              | 2 258              | 4 151              | 2 942                | 728                  | 382                              | 8 181            |
| Female, total  | 38 704  | 2 681                           | 2 524              | 7 991              | 7 375              | 5 695              | 5 171              | 3 567              | 2 698              | 526                  | 136                  | 341                              | 4 835            |
| Elementary: 7 years or less                            | 5 577   | 641                             | 725                | 2 377              | 1 240              | 324                | 201                | -                  | 69                 | -                    | -                    | -                                | 3 999            |
| 8 years  | 2 180   | 71                              | 130                | 523                | 596                | 260                | 536                | 64                 | -                  | -                    | -                    | -                                | 4 614            |
| High school: 1 to 3 years                              | 6 936   | 516                             | 535                | 2 022              | 1 321              | 1 181              | 742                | 407                | 212                | -                    | -                    | -                                | 4 299            |
| 4 years  | 14 406  | 813                             | 933                | 2 204              | 2 594              | 2 422              | 2 549              | 1 531              | 1 223              | 70                   | 67                   | -                                | 5 272            |
| College: 1 year or more                                | 9 605   | 640                             | 201                | 866                | 1 624              | 1 508              | 1 143              | 1 565              | 1 193              | 455                  | 69                   | 341                              | 5 976            |

<sup>1</sup>Persons 16 to 64 years, not in school.

**Table 24a. Annual Wage and Salary Earnings of Year-Round Wage and Salary Workers on Full-Time Schedules, by Age and Sex, Family Status, and Educational Attainment: Negro**

| Age and Sex<br>Family Status<br>Educational Attainment | Total year-round wage and salary workers on full-time schedules | Annual wage and salary earnings |                    |                    |                    |                    |                    |                    |                    |                      |                      |                  | Median annual earnings (dollars) |
|--|---|---------------------------------|--------------------|--------------------|--------------------|--------------------|--------------------|--------------------|--------------------|----------------------|----------------------|------------------|----------------------------------|
|  |   | Less than \$2,000               | \$2,000 to \$2,999 | \$3,000 to \$3,999 | \$4,000 to \$4,999 | \$5,000 to \$5,999 | \$6,000 to \$6,999 | \$7,000 to \$7,999 | \$8,000 to \$9,999 | \$10,000 to \$12,499 | \$12,500 to \$14,999 | \$15,000 or more |                                  |
| <b>AGE AND SEX</b>                                     |   |                                 |                    |                    |                    |                    |                    |                    |                    |                      |                      |                  |                                  |
| Total, 16 years and over                               | 53 685  | 2 195                           | 1 887              | 5 659              | 6 247              | 8 331              | 8 804              | 6 933              | 8 334              | 3 883                | 684                  | 728              | 6 287                            |
| Male, total  | 32 002  | 631                             | 287                | 1 402              | 2 269              | 4 899              | 5 416              | 5 270              | 6 934              | 3 687                | 615                  | 592              | 7 208                            |
| 16 to 21 years, total                                  | 795   | -                               | -                  | 124                | 51                 | 313                | 185                | 63                 | 61                 | -                    | -                    | -                | 5 713                            |
| 16 to 21 years, not in school                          | 624   | -                               | -                  | 64                 | -                  | 313                | 185                | 63                 | -                  | -                    | -                    | -                | 5 794                            |
| 22 to 34 years, total                                  | 11 692  | 278                             | 90                 | 293                | 1 000              | 2 184              | 2 149              | 1 903              | 2 054              | 1 254                | 263                  | 224              | 6 931                            |
| 22 to 34 years, veteran of Vietnam                     | 2 550   | -                               | -                  | 67                 | 111                | 439                | 474                | 384                | 699                | 249                  | 67                   | 61               | 7 481                            |
| 25 to 34 years   | 9 783   | 218                             | 90                 | 231                | 577                | 1 873              | 1 841              | 1 652              | 1 684              | 1 254                | 200                  | 163              | 7 037                            |
| 35 to 44 years   | 7 656   | 67                              | 67                 | 283                | 456                | 681                | 1 268              | 1 273              | 1 799              | 1 258                | 203                  | 302              | 7 791                            |
| 45 to 54 years   | 6 855   | 144                             | -                  | 343                | 196                | 974                | 1 120              | 1 372              | 1 813              | 747                  | 80                   | 66               | 7 474                            |
| 55 to 64 years   | 4 605   | 143                             | 130                | 226                | 501                | 747                | 694                | 532                | 1 135              | 428                  | 69                   | -                | 6 801                            |
| 65 years and over                                      | 399   | -                               | -                  | 133                | 66                 | -                  | -                  | 127                | 73                 | -                    | -                    | -                | 7 001                            |
| 40 to 64 years   | 14 734  | 353                             | 130                | 663                | 859                | 1 884              | 2 526              | 2 485              | 3 677              | 1 637                | 219                  | 300              | 7 383                            |
| Female, total  | 21 683  | 1 563                           | 1 600              | 4 257              | 3 978              | 3 432              | 3 388              | 1 663              | 1 400              | 196                  | 69                   | 136              | 4 860                            |
| 16 to 21 years, total                                  | 1 728   | 244                             | 124                | 558                | 371                | 64                 | 182                | 61                 | 124                | -                    | -                    | -                | 3 887                            |
| 16 to 21 years, not in school                          | 1 109   | 244                             | 64                 | 309                | 371                | -                  | 121                | -                  | -                  | -                    | -                    | -                | 3 799                            |
| 22 to 34 years, total                                  | 6 758   | 336                             | 202                | 779                | 1 672              | 1 580              | 991                | 523                | 538                | 67                   | -                    | 70               | 5 247                            |
| 22 to 34 years, veteran of Vietnam                     | 5 088   | 336                             | 202                | 471                | 1 358              | 1 023              | 746                | 339                | 475                | 67                   | -                    | 70               | 5 172                            |
| 25 to 34 years   | 5 888   | 336                             | 202                | 471                | 1 358              | 886                | 1 168              | 678                | 411                | -                    | 69                   | -                | 5 500                            |
| 35 to 44 years   | 5 539   | 275                             | 488                | 881                | 683                | 701                | 853                | 132                | 129                | 66                   | -                    | -                | 4 561                            |
| 45 to 54 years   | 4 518   | 264                             | 458                | 1 056              | 859                | 701                | 195                | 268                | 132                | 63                   | -                    | 66               | 3 888                            |
| 55 to 64 years   | 2 693   | 264                             | 327                | 850                | 326                | 201                | 195                | -                  | 66                 | -                    | -                    | -                | 3 323                            |
| 65 years and over                                      | 446   | 180                             | -                  | 133                | 67                 | -                  | -                  | -                  | 66                 | -                    | -                    | -                | -                                |
| 40 to 64 years   | 9 949   | 736                             | 924                | 2 241              | 1 662              | 1 107              | 1 877              | 876                | 330                | 130                  | -                    | 66               | 4 646                            |
| <b>FAMILY STATUS<sup>1</sup></b>                       |   |                                 |                    |                    |                    |                    |                    |                    |                    |                      |                      |                  |                                  |
| Male, total  | 31 091  | 631                             | 287                | 1 209              | 2 152              | 4 899              | 5 295              | 5 079              | 6 738              | 3 593                | 615                  | 592              | 7 211                            |
| Family head  | 21 258  | 284                             | 133                | 666                | 1 521              | 3 173              | 3 387              | 3 596              | 5 116              | 2 427                | 615                  | 340              | 7 407                            |
| Family member  | 2 119   | 141                             | 154                | 95                 | 220                | 306                | 265                | 318                | 306                | 254                  | -                    | 61               | 6 542                            |
| Unrelated individual                                   | 7 713   | 206                             | -                  | 448                | 411                | 1 419              | 1 643              | 1 166              | 1 316              | 913                  | -                    | 191              | 6 835                            |
| Female, total  | 20 365  | 1 383                           | 1 539              | 3 750              | 3 848              | 3 303              | 3 328              | 1 602              | 1 210              | 196                  | 69                   | 136              | 4 912                            |
| Family head  | 6 578   | 406                             | 330                | 1 251              | 1 391              | 725                | 1 338              | 666                | 472                | -                    | -                    | -                | 4 936                            |
| No children under 18 years                             | 1 268   | 70                              | -                  | 395                | 198                | -                  | 472                | 70                 | 63                 | -                    | -                    | -                | 4 856                            |
| Children 6 to 17 years only                            | 3 088   | 270                             | 263                | 406                | 671                | 402                | 403                | 403                | 272                | -                    | -                    | -                | 4 903                            |
| Children under 6 years                                 | 2 221   | 67                              | 67                 | 451                | 522                | 323                | 463                | 194                | 136                | -                    | -                    | -                | 5 016                            |
| Wife of head   | 6 868   | 196                             | 883                | 1 385              | 939                | 1 312              | 1 266              | 208                | 339                | 133                  | 69                   | 136              | 5 023                            |
| No children under 18 years                             | 3 249   | 130                             | 814                | 796                | 278                | 199                | 549                | 141                | 140                | 66                   | -                    | 136              | 3 856                            |
| Children 6 to 17 years only                            | 1 673   | 67                              | -                  | 262                | 133                | 607                | 335                | -                  | 133                | 67                   | 69                   | -                | 5 617                            |
| Children under 6 years                                 | 1 945   | -                               | 69                 | 327                | 528                | 507                | 381                | 67                 | 67                 | -                    | -                    | -                | 5 096                            |
| Other family member                                    | 1 851   | 311                             | 63                 | 245                | 514                | 260                | 61                 | 267                | 67                 | 63                   | -                    | -                | 4 595                            |
| Unrelated individual                                   | 5 068   | 469                             | 263                | 869                | 1 004              | 1 006              | 664                | 461                | 332                | -                    | -                    | -                | 4 929                            |
| <b>EDUCATIONAL ATTAINMENT<sup>1</sup></b>              |   |                                 |                    |                    |                    |                    |                    |                    |                    |                      |                      |                  |                                  |
| Male, total  | 31 091  | 631                             | 287                | 1 209              | 2 152              | 4 899              | 5 295              | 5 079              | 6 738              | 3 593                | 615                  | 592              | 7 211                            |
| Elementary: 7 years or less                            | 2 919   | 63                              | 154                | 209                | 292                | 615                | 405                | 495                | 619                | 66                   | -                    | -                | 6 310                            |
| 8 years  | 1 759   | 80                              | -                  | -                  | 326                | 253                | 266                | 132                | 356                | 279                  | -                    | -                | 6 827                            |
| High school: 1 to 3 years                              | 7 145   | 234                             | 133                | 136                | 708                | 1 292              | 1 364              | 1 476              | 1 054              | 475                  | 80                   | 191              | 6 783                            |
| 4 years  | 12 136  | 127                             | -                  | 651                | 644                | 2 068              | 2 280              | 2 105              | 2 558              | 1 237                | 202                  | 265              | 7 142                            |
| College: 1 year or more                                | 7 132   | 127                             | -                  | 213                | 182                | 671                | 980                | 871                | 2 152              | 1 536                | 332                  | 69               | 8 486                            |
| Female, total  | 20 365  | 1 383                           | 1 539              | 3 750              | 3 848              | 3 303              | 3 328              | 1 602              | 1 210              | 196                  | 69                   | 136              | 4 912                            |
| Elementary: 7 years or less                            | 1 582   | 334                             | 196                | 655                | 197                | 130                | -                  | -                  | 69                 | -                    | -                    | -                | 3 397                            |
| 8 years  | 928   | -                               | 63                 | 333                | 201                | 66                 | 264                | -                  | -                  | -                    | -                    | -                | 4 337                            |
| High school: 1 to 3 years                              | 4 514   | 389                             | 468                | 995                | 858                | 863                | 601                | 340                | -                  | -                    | -                    | -                | 4 472                            |
| 4 years  | 8 814   | 263                             | 745                | 1 303              | 1 927              | 1 517              | 1 668              | 717                | 674                | -                    | -                    | -                | 5 112                            |
| College: 1 year or more                                | 4 528   | 397                             | 67                 | 465                | 665                | 727                | 795                | 545                | 467                | 196                  | 69                   | 136              | 5 924                            |

<sup>1</sup> Persons 16 to 64 years, not in school.

Table 24b. Annual Wage and Salary Earnings of Year-Round Wage and Salary Workers on Full-Time Schedules, by Age and Sex, Family Status, and Educational Attainment: White

| Age and Sex<br>Family Status<br>Educational Attainment | Total year-round wage and salary workers on full-time schedules | Annual wage and salary earnings |                    |                    |                    |                    |                    |                    |                    |                      |                      | Median annual earnings (dollars) |                  |
|--|---|---------------------------------|--------------------|--------------------|--------------------|--------------------|--------------------|--------------------|--------------------|----------------------|----------------------|----------------------------------|------------------|
|  |   | Less than \$2,000               | \$2,000 to \$2,999 | \$3,000 to \$3,999 | \$4,000 to \$4,999 | \$5,000 to \$5,999 | \$6,000 to \$6,999 | \$7,000 to \$7,999 | \$8,000 to \$9,999 | \$10,000 to \$12,499 | \$12,500 to \$14,999 |                                  | \$15,000 or more |
| <b>AGE AND SEX</b>                                     |   |                                 |                    |                    |                    |                    |                    |                    |                    |                      |                      |                                  |                  |
| Total, 16 years and over                               | 42 410  | 3 287                           | 1 912              | 6 495              | 7 121              | 5 621              | 4 888              | 4 586              | 5 304              | 1 970                | 697                  | 528                              | 5 425            |
| Male, total  | 26 004  | 1 828                           | 991                | 2 592              | 3 822              | 3 630              | 3 583              | 2 885              | 4 078              | 1 575                | 697                  | 323                              | 6 039            |
| 16 to 21 years, total                                  | 1 609   | 121                             | 124                | 247                | 678                | 127                | 251                | 60                 | -                  | -                    | -                    | -                                | 4 460            |
| 16 to 21 years, not in school                          | 1 484   | 121                             | 124                | 247                | 554                | 127                | 251                | 60                 | -                  | -                    | -                    | -                                | 4 452            |
| 22 to 34 years, total                                  | 8 377   | 890                             | 337                | 1 419              | 1 422              | 1 047              | 941                | 1 014              | 955                | 265                  | 88                   | -                                | 5 116            |
| 22 to 34 years, veteran of Vietnam                     | 575   | 60                              | 60                 | 60                 | -                  | 154                | 64                 | 148                | 88                 | -                    | -                    | -                                | 6 190            |
| 25 to 34 years   | 6 336   | 766                             | 216                | 879                | 986                | 918                | 634                | 763                | 823                | 265                  | 88                   | -                                | 5 350            |
| 35 to 44 years   | 6 367   | 220                             | 84                 | 412                | 866                | 790                | 1 153              | 896                | 1 254              | 366                  | 151                  | 175                              | 6 704            |
| 45 to 54 years   | 5 018   | 455                             | 232                | 305                | 406                | 879                | 532                | 495                | 1 121              | 429                  | 93                   | 74                               | 6 440            |
| 55 to 64 years   | 4 027   | 72                              | 216                | 209                | 382                | 580                | 651                | 353                | 677                | 515                  | 298                  | 74                               | 6 852            |
| 65 years and over                                      | 606   | 69                              | -                  | -                  | 69                 | 207                | 56                 | 67                 | 71                 | -                    | 67                   | -                                | 5 796            |
| 40 to 64 years   | 12 157  | 747                             | 447                | 731                | 1 221              | 1 587              | 1 780              | 1 303              | 2 493              | 1 071                | 542                  | 235                              | 6 756            |
| Female, total  | 16 406  | 1 459                           | 921                | 3 903              | 3 299              | 1 991              | 1 305              | 1 701              | 1 226              | 395                  | -                    | 205                              | 4 582            |
| 16 to 21 years, total                                  | 1 060   | 185                             | 60                 | 369                | 253                | 129                | -                  | 63                 | -                  | -                    | -                    | -                                | 3 771            |
| 16 to 21 years, not in school                          | 936   | 60                              | 60                 | 369                | 253                | 129                | -                  | 63                 | -                  | -                    | -                    | -                                | 3 939            |
| 22 to 34 years   | 5 706   | 311                             | 134                | 1 536              | 1 301              | 1 069              | 199                | 576                | 394                | 186                  | -                    | -                                | 4 671            |
| 25 to 34 years   | 3 925   | 250                             | 134                | 1 161              | 771                | 499                | 199                | 331                | 394                | 186                  | -                    | -                                | 4 542            |
| 35 to 44 years   | 2 972   | 181                             | 318                | 971                | 525                | 260                | 64                 | 253                | 336                | -                    | -                    | 64                               | 4 030            |
| 45 to 54 years   | 3 491   | 424                             | 140                | 612                | 766                | 321                | 417                | 597                | -                  | 73                   | -                    | 141                              | 4 743            |
| 55 to 64 years   | 2 750   | 251                             | 268                | 349                | 335                | 212                | 625                | 212                | 427                | 70                   | -                    | -                                | 5 810            |
| 65 years and over                                      | 422   | 107                             | -                  | 66                 | 119                | -                  | -                  | -                  | 69                 | 66                   | -                    | -                                | 4 339            |
| 40 to 64 years   | 7 426   | 676                             | 541                | 1 350              | 1 365              | 662                | 1 042              | 942                | 563                | 144                  | -                    | 141                              | 4 840            |
| <b>FAMILY STATUS<sup>1</sup></b>                       |   |                                 |                    |                    |                    |                    |                    |                    |                    |                      |                      |                                  |                  |
| Male, total  | 24 895  | 1 695                           | 924                | 2 531              | 3 629              | 3 423              | 3 527              | 2 631              | 4 007              | 1 575                | 630                  | 323                              | 6 069            |
| Family head  | 14 227  | 617                             | 568                | 1 572              | 2 078              | 2 285              | 2 068              | 1 240              | 2 385              | 1 071                | 269                  | 74                               | 5 997            |
| Family member  | 2 222   | 316                             | 205                | 541                | 423                | 213                | 185                | 339                | -                  | -                    | -                    | -                                | 4 116            |
| Unrelated individual                                   | 8 446   | 762                             | 151                | 418                | 1 127              | 925                | 1 275              | 1 051              | 1 622              | 503                  | 361                  | 249                              | 6 658            |
| Female, total  | 15 687  | 1 228                           | 921                | 3 837              | 3 078              | 1 925              | 1 305              | 1 701              | 1 157              | 330                  | -                    | 205                              | 4 603            |
| Family head  | 2 744   | 252                             | 139                | 885                | 523                | 134                | 333                | 204                | 138                | -                    | -                    | 134                              | 4 181            |
| No children under 18 years                             | 1 079   | 138                             | -                  | 255                | 202                | -                  | 71                 | 141                | 138                | -                    | -                    | -                                | 4 724            |
| Children 6 to 17 years only                            | 914   | 64                              | 139                | 325                | 255                | 67                 | 64                 | -                  | -                  | -                    | -                    | -                                | 3 781            |
| Children under 6 years                                 | 751   | 51                              | -                  | 305                | 67                 | 67                 | 198                | 64                 | -                  | -                    | -                    | -                                | 4 301            |
| Wife of head   | 4 792   | 615                             | 272                | 1 373              | 868                | 515                | 276                | 393                | 480                | -                    | -                    | -                                | 4 157            |
| No children under 18 years                             | 3 319   | 554                             | 205                | 858                | 611                | 198                | 209                | 332                | 353                | -                    | -                    | -                                | 4 070            |
| Children 6 to 17 years only                            | 392   | -                               | 67                 | 261                | -                  | 64                 | -                  | -                  | -                  | -                    | -                    | -                                | 3 493            |
| Children under 6 years                                 | 1 081   | 60                              | -                  | 254                | 257                | 254                | 67                 | 60                 | 127                | -                    | -                    | -                                | 4 877            |
| Other family member                                    | 2 428   | 182                             | 60                 | 637                | 892                | 254                | 67                 | 335                | -                  | -                    | -                    | -                                | 4 375            |
| Unrelated individual                                   | 5 724   | 179                             | 449                | 942                | 795                | 1 022              | 629                | 769                | 539                | 330                  | -                    | 70                               | 5 486            |
| <b>EDUCATIONAL ATTAINMENT<sup>1</sup></b>              |   |                                 |                    |                    |                    |                    |                    |                    |                    |                      |                      |                                  |                  |
| Male, total  | 24 895  | 1 695                           | 924                | 2 531              | 3 629              | 3 423              | 3 527              | 2 631              | 4 007              | 1 575                | 630                  | 323                              | 6 069            |
| Elementary: 7 years or less                            | 8 198   | 481                             | 500                | 1 757              | 1 574              | 1 444              | 1 022              | 478                | 575                | 366                  | -                    | -                                | 4 864            |
| 8 years  | 1 664   | 84                              | -                  | 71                 | 152                | 359                | 376                | 158                | 395                | 71                   | -                    | -                                | 6 445            |
| High school: 1 to 3 years                              | 3 982   | 434                             | -                  | 385                | 574                | 499                | 612                | 208                | 826                | 281                  | 164                  | -                                | 6 163            |
| 4 years  | 5 348   | 525                             | 274                | 258                | 639                | 746                | 878                | 692                | 793                | 397                  | 71                   | 74                               | 6 263            |
| College: 1 year or more                                | 5 703   | 170                             | 150                | 60                 | 691                | 375                | 640                | 1 095              | 1 418              | 460                  | 395                  | 249                              | 7 699            |
| Female, total  | 15 687  | 1 228                           | 921                | 3 837              | 3 078              | 1 925              | 1 305              | 1 701              | 1 157              | 330                  | -                    | 205                              | 4 603            |
| Elementary: 7 years or less                            | 3 858   | 306                             | 529                | 1 651              | 1 043              | 127                | 201                | -                  | -                  | -                    | -                    | -                                | 3 662            |
| 8 years  | 1 252   | 71                              | 67                 | 191                | 395                | 194                | 272                | 64                 | -                  | -                    | -                    | -                                | 4 754            |
| High school: 1 to 3 years                              | 2 422   | 127                             | 67                 | 1 027              | 463                | 318                | 141                | 67                 | 212                | -                    | -                    | -                                | 3 990            |
| 4 years  | 4 331   | 550                             | 124                | 702                | 469                | 636                | 550                | 747                | 482                | 70                   | -                    | -                                | 5 504            |
| College: 1 year or more                                | 3 824   | 173                             | 134                | 267                | 708                | 651                | 141                | 823                | 463                | 259                  | -                    | 205                              | 5 966            |

<sup>1</sup> Persons 16 to 64 years, not in school.

**Table 25. Annual Wage and Salary Earnings of Year-Round Wage and Salary Workers on Full-Time Schedules, by Major Occupation and Industry Groups of Longest Job: All Races**

[ Limited to persons 16 to 64 years, not in school ]

| Major Occupation and Industry Groups of Longest Job in Last 12 Months | Total year-round wage and salary workers on full-time schedules | Annual wage and salary earnings |                    |                    |                    |                    |                    |                    |                    |                      |                      | Median annual earnings (dollars) |                  |
|---|---|---------------------------------|--------------------|--------------------|--------------------|--------------------|--------------------|--------------------|--------------------|----------------------|----------------------|----------------------------------|------------------|
|   |   | Less than \$2,000               | \$2,000 to \$2,999 | \$3,000 to \$3,999 | \$4,000 to \$4,999 | \$5,000 to \$5,999 | \$6,000 to \$6,999 | \$7,000 to \$7,999 | \$8,000 to \$9,999 | \$10,000 to \$12,499 | \$12,500 to \$14,999 |                                  | \$15,000 or more |
| <b>MAJOR OCCUPATION GROUP OF LONGEST JOB IN LAST 12 MONTHS</b>        |   |                                 |                    |                    |                    |                    |                    |                    |                    |                      |                      |                                  |                  |
| Total employed  | 99 449  | 5 430                           | 3 967              | 11 914             | 13 468             | 14 271             | 14 778             | 11 700             | 14 430             | 6 729                | 1 444                | 1 320                            | 6 046            |
| Professional and technical  | 9 101   | 230                             | 63                 | 397                | 803                | 441                | 1 009              | 1 195              | 1 766              | 2 117                | 428                  | 652                              | 8 467            |
| Managerial and administrative   | 3 851   | 394                             | 67                 | 120                | 185                | 355                | 466                | 597                | 728                | 485                  | 380                  | 74                               | 7 567            |
| Sales   | 3 093   | 204                             | 359                | 263                | 131                | 288                | 428                | 573                | 397                | 299                  | 151                  | -                                | 6 705            |
| Clerical  | 18 958  | 658                             | 400                | 1 657              | 2 766              | 3 720              | 3 492              | 2 890              | 2 709              | 459                  | 138                  | 69                               | 6 080            |
| Craftsmen and foremen   | 11 091  | 496                             | 137                | 896                | 874                | 888                | 1 799              | 1 294              | 2 880              | 1 594                | 71                   | 163                              | 7 352            |
| Operatives, except transportation                                     | 20 996  | 1 332                           | 812                | 3 635              | 3 865              | 3 953              | 2 787              | 1 815              | 2 304              | 294                  | -                    | 198                              | 5 216            |
| Transport equipment operatives  | 5 061   | -                               | 60                 | 60                 | 482                | 283                | 930                | 798                | 1 570              | 632                  | 147                  | 97                               | 7 895            |
| Laborers, except farm   | 5 000   | 267                             | 184                | 217                | 411                | 913                | 739                | 740                | 944                | 451                  | 67                   | 66                               | 6 685            |
| Service workers, except private household                             | 18 428  | 905                             | 1 086              | 3 250              | 3 372              | 3 367              | 3 127              | 1 797              | 1 064              | 399                  | 63                   | -                                | 5 179            |
| Private household workers   | 3 316   | 672                             | 797                | 1 351              | 427                | -                  | -                  | -                  | 69                 | -                    | -                    | -                                | 3 140            |
| Farmers and farm managers   | -   | -                               | -                  | -                  | -                  | -                  | -                  | -                  | -                  | -                    | -                    | -                                | 0                |
| Farm laborers and foremen   | 555   | 272                             | -                  | 67                 | 152                | 64                 | -                  | -                  | -                  | -                    | -                    | -                                | 3 085            |
| Not available   | -   | -                               | -                  | -                  | -                  | -                  | -                  | -                  | -                  | -                    | -                    | -                                | 0                |
| <b>Male, total</b>  | 60 745  | 2 749                           | 1 443              | 3 923              | 6 093              | 8 576              | 9 606              | 8 133              | 11 732             | 6 203                | 1 309                | 978                              | 6 790            |
| Professional and technical  | 4 889   | 164                             | 63                 | 60                 | 147                | 127                | 330                | 618                | 905                | 1 731                | 361                  | 382                              | 10 042           |
| Managerial and administrative   | 2 807   | 69                              | -                  | 120                | 124                | 284                | 337                | 477                | 485                | 380                  | 74                   | -                                | 7 984            |
| Sales   | 1 958   | 133                             | 93                 | -                  | 67                 | 224                | 297                | 370                | 324                | 299                  | 151                  | -                                | 7 444            |
| Clerical  | 6 087   | 203                             | -                  | 83                 | 347                | 796                | 1 285              | 1 288              | 1 628              | 319                  | 69                   | 69                               | 7 256            |
| Craftsmen and foremen   | 9 959   | 365                             | 67                 | 639                | 804                | 888                | 1 393              | 1 096              | 2 880              | 1 594                | 71                   | 163                              | 7 052            |
| Operatives, except transportation                                     | 12 491  | 617                             | 341                | 988                | 1 471              | 2 766              | 2 172              | 1 551              | 2 164              | 294                  | -                    | 127                              | 6 029            |
| Transport equipment operatives  | 5 061   | -                               | 60                 | 60                 | 482                | 283                | 930                | 798                | 1 570              | 632                  | 147                  | 97                               | 7 895            |
| Laborers, except farm   | 4 604   | 267                             | 124                | 151                | 279                | 846                | 739                | 670                | 944                | 451                  | 67                   | 66                               | 6 859            |
| Service workers, except private household                             | 12 263  | 709                             | 694                | 1 728              | 2 124              | 2 298              | 2 124              | 1 264              | 861                | 399                  | 63                   | -                                | 5 381            |
| Private household workers   | 189   | -                               | -                  | 95                 | 94                 | -                  | -                  | -                  | -                  | -                    | -                    | -                                | 3 995            |
| Farmers and farm managers   | -   | -                               | -                  | -                  | -                  | -                  | -                  | -                  | -                  | -                    | -                    | -                                | 0                |
| Farm laborers and foremen   | 437   | 221                             | -                  | -                  | 152                | 64                 | -                  | -                  | -                  | -                    | -                    | -                                | 1 977            |
| Not available   | -   | -                               | -                  | -                  | -                  | -                  | -                  | -                  | -                  | -                    | -                    | -                                | 0                |
| <b>Female, total</b>  | 38 704  | 2 681                           | 2 524              | 7 991              | 7 375              | 5 695              | 5 171              | 3 567              | 2 698              | 526                  | 136                  | 341                              | 4 835            |
| Professional and technical  | 4 212   | 67                              | -                  | 337                | 655                | 314                | 679                | 576                | 861                | 386                  | 67                   | 271                              | 7 094            |
| Managerial and administrative   | 1 044   | 325                             | 67                 | -                  | 60                 | 71                 | 129                | 120                | 271                | -                    | -                    | -                                | 5 976            |
| Sales   | 1 135   | 71                              | 266                | 263                | 64                 | 64                 | 131                | 203                | 74                 | -                    | -                    | -                                | 3 878            |
| Clerical  | 12 870  | 454                             | 400                | 1 575              | 2 419              | 2 923              | 2 207              | 1 603              | 1 080              | 140                  | 69                   | -                                | 5 543            |
| Craftsmen and foremen   | 1 131   | 130                             | 70                 | 258                | 70                 | -                  | 406                | 198                | -                  | -                    | -                    | 70                               | 6 094            |
| Operatives, except transportation                                     | 8 505   | 715                             | 471                | 2 648              | 2 394              | 1 187              | 615                | 265                | 140                | -                    | -                    | -                                | 4 175            |
| Transport equipment operatives  | -   | -                               | -                  | -                  | -                  | 67                 | -                  | 70                 | -                  | -                    | -                    | -                                | 0                |
| Laborers, except farm   | 396   | -                               | 60                 | 67                 | 133                | -                  | -                  | -                  | -                  | -                    | -                    | -                                | 4 535            |
| Service workers, except private household                             | 6 165   | 196                             | 391                | 1 522              | 1 247              | 1 070              | 1 003              | 533                | 203                | -                    | -                    | -                                | 4 780            |
| Private household workers   | 3 128   | 672                             | 797                | 1 256              | 333                | -                  | -                  | -                  | 69                 | -                    | -                    | -                                | 3 076            |
| Farmers and farm managers   | -   | -                               | -                  | -                  | -                  | -                  | -                  | -                  | -                  | -                    | -                    | -                                | 0                |
| Farm laborers and foremen   | 118   | 51                              | -                  | 67                 | -                  | -                  | -                  | -                  | -                  | -                    | -                    | -                                | 3 122            |
| Not available   | -   | -                               | -                  | -                  | -                  | -                  | -                  | -                  | -                  | -                    | -                    | -                                | 0                |
| <b>MAJOR INDUSTRY GROUP OF LONGEST JOB IN LAST 12 MONTHS</b>          |   |                                 |                    |                    |                    |                    |                    |                    |                    |                      |                      |                                  |                  |
| Male, total   | 60 745  | 2 749                           | 1 443              | 3 923              | 6 093              | 8 576              | 9 606              | 8 133              | 11 732             | 6 203                | 1 309                | 978                              | 6 790            |
| <b>Private Wage and Salary Worker</b>                                 |   |                                 |                    |                    |                    |                    |                    |                    |                    |                      |                      |                                  |                  |
| Agriculture, forestry, and fisheries                                  | 655   | 221                             | -                  | -                  | 152                | 64                 | 60                 | -                  | 158                | -                    | -                    | -                                | 4 699            |
| Mining  | 67  | -                               | -                  | 80                 | 64                 | 260                | 141                | 51                 | 453                | -                    | 80                   | 163                              | 7 511            |
| Construction  | 1 441   | 151                             | -                  | 777                | 1 085              | 1 811              | 2 184              | 2 503              | 2 911              | 985                  | 357                  | 278                              | 7 099            |
| Durable goods manufacturing   | 13 574  | 406                             | 278                | 777                | 755                | 1 122              | 1 276              | 639                | 1 064              | 659                  | 142                  | -                                | 6 376            |
| Nondurable goods manufacturing  | 6 600   | 365                             | 123                | 455                | -                  | -                  | -                  | -                  | -                  | -                    | -                    | -                                | -                |
| Transportation, communication, and other public utilities             | 3 958   | 130                             | 67                 | 63                 | 375                | 326                | 442                | 430                | 1 246              | 678                  | 67                   | 136                              | 8 235            |
| Wholesale and retail trade  | 11 136  | 391                             | 460                | 692                | 1 767              | 1 735              | 1 802              | 1 394              | 1 692              | 1 106                | -                    | 97                               | 6 290            |
| Finance, insurance, and real estate                                   | 1 370   | 69                              | -                  | 64                 | 120                | 140                | 224                | 61                 | 312                | 292                  | 88                   | -                                | 8 044            |
| Business and repair services  | 3 701   | 214                             | -                  | 337                | 633                | 864                | 360                | 804                | 218                | 272                  | -                    | -                                | 5 772            |
| Personal services   | 2 112   | 198                             | 180                | 725                | 290                | 167                | 293                | 118                | 67                 | -                    | -                    | 74                               | 3 935            |
| Professional services and entertainment                               | 3 486   | 72                              | 211                | 154                | 426                | 746                | 398                | 650                | 572                | 181                  | -                    | -                                | 6 333            |
| <b>Government<sup>1</sup></b>   |   |                                 |                    |                    |                    |                    |                    |                    |                    |                      |                      |                                  |                  |
| Educational services  | 1 749   | 248                             | -                  | 127                | 121                | 212                | 304                | -                  | 289                | 294                  | 67                   | 88                               | 6 550            |
| All other government services   | 10 897  | 283                             | 124                | 450                | 305                | 1 129              | 2 121              | 1 418              | 2 753              | 1 736                | 509                  | 69                               | 7 731            |
| Not available   | -   | -                               | -                  | -                  | -                  | -                  | -                  | -                  | -                  | -                    | -                    | -                                | 0                |
| <b>Female, total</b>  | 38 704  | 2 681                           | 2 524              | 7 991              | 7 375              | 5 695              | 5 171              | 3 567              | 2 698              | 526                  | 136                  | 341                              | 4 835            |
| <b>Private Wage and Salary Worker</b>                                 |   |                                 |                    |                    |                    |                    |                    |                    |                    |                      |                      |                                  |                  |
| Agriculture, forestry, and fisheries                                  | 118   | 51                              | -                  | 67                 | -                  | -                  | -                  | -                  | -                  | -                    | -                    | -                                | 3 122            |
| Mining  | 69  | -                               | -                  | -                  | -                  | 69                 | -                  | -                  | -                  | -                    | -                    | -                                | 5 500            |
| Construction  | 67  | -                               | -                  | -                  | -                  | -                  | -                  | -                  | 67                 | -                    | -                    | -                                | 9 000            |
| Durable goods manufacturing   | 3 511   | 196                             | 140                | 382                | 716                | 592                | 545                | 603                | 337                | -                    | -                    | -                                | 5 543            |
| Nondurable goods manufacturing  | 6 147   | 455                             | 528                | 2 064              | 1 643              | 600                | 458                | 131                | 196                | -                    | -                    | 70                               | 4 016            |
| Transportation, communication, and other public utilities             | 994   | 134                             | -                  | 63                 | 200                | 119                | 267                | 70                 | 71                 | -                    | 69                   | -                                | 5 837            |
| Wholesale and retail trade  | 4 195   | 138                             | 457                | 864                | 1 004              | 594                | 467                | 394                | 211                | -                    | 67                   | -                                | 4 637            |
| Finance, insurance, and real estate                                   | 2 846   | 144                             | 134                | 387                | 320                | 444                | 474                | 405                | 338                | -                    | -                    | -                                | 5 680            |
| Business and repair services  | 1 050   | 60                              | -                  | 133                | 522                | 135                | 132                | 67                 | -                  | -                    | -                    | -                                | 4 635            |
| Personal services   | 5 158   | 672                             | 867                | 2 110              | 785                | 396                | 206                | 53                 | 69                 | -                    | -                    | 71                               | 3 493            |
| Professional services and entertainment                               | 6 728   | 513                             | 199                | 1 197              | 1 587              | 986                | 733                | 709                | 457                | 277                  | -                    | -                                | 4 917            |
| <b>Government<sup>1</sup></b>   |   |                                 |                    |                    |                    |                    |                    |                    |                    |                      |                      |                                  |                  |
| Educational services  | 1 997   | 61                              | 66                 | 197                | 202                | 336                | 603                | 204                | 67                 | 196                  | -                    | 66                               | 6 227            |
| All other government services   | 5 826   | 257                             | 133                | 528                | 396                | 1 224              | 1 285              | 932                | 884                | 53                   | -                    | 133                              | 6 292            |
| Not available   | -   | -                               | -                  | -                  | -                  | -                  | -                  | -                  | -                  | -                    | -                    | -                                | 0                |

<sup>1</sup> Government class of worker.

**Table 25a. Annual Wage and Salary Earnings of Year-Round Wage and Salary Workers on Full-Time Schedules, by Major Occupation and Industry Groups of Longest Job: Negro**

Limited to persons 16 to 64 years, not in school;

| Major Occupation and Industry Groups of Longest Job in Last 12 Months | Total year-round wage and salary workers on full-time schedules | Annual wage and salary earnings |                    |                    |                    |                    |                    |                    |                    |                      |                      | Median annual earnings (dollars) |                  |
|---|---|---------------------------------|--------------------|--------------------|--------------------|--------------------|--------------------|--------------------|--------------------|----------------------|----------------------|----------------------------------|------------------|
|   |   | Less than \$2,000               | \$2,000 to \$2,999 | \$3,000 to \$3,999 | \$4,000 to \$4,999 | \$5,000 to \$5,999 | \$6,000 to \$6,999 | \$7,000 to \$7,999 | \$8,000 to \$9,999 | \$10,000 to \$12,499 | \$12,500 to \$14,999 |                                  | \$15,000 or more |
| <b>MAJOR OCCUPATION GROUP OF LONGEST JOB IN LAST 12 MONTHS</b>        |   |                                 |                    |                    |                    |                    |                    |                    |                    |                      |                      |                                  |                  |
| Total employed  | 51 456  | 2 015                           | 1 826              | 4 959              | 6 000              | 8 202              | 8 622              | 6 682              | 7 948              | 3 789                | 684                  | 728                              | 6 316            |
| Professional and technical  | 3 606   | 67                              | -                  | 136                | 266                | 322                | 472                | 523                | 530                | 882                  | 203                  | 205                              | 8 065            |
| Managerial and administrative   | 1 088   | -                               | -                  | -                  | -                  | 154                | 132                | 339                | 130                | 265                  | 67                   | -                                | 7 758            |
| Sales   | 1 538   | -                               | 199                | 136                | -                  | 64                 | 428                | 354                | 196                | 161                  | -                    | -                                | 6 865            |
| Clerical  | 10 307  | 384                             | 266                | 995                | 1 501              | 1 951              | 1 890              | 1 351              | 1 508              | 252                  | 138                  | 69                               | 6 029            |
| Craftsmen and foremen   | 5 143   | 160                             | 70                 | 80                 | 292                | 601                | 939                | 666                | 1 435              | 737                  | -                    | 163                              | 7 645            |
| Operatives, except transportation                                     | 8 391   | 390                             | 534                | 782                | 1 075              | 2 033              | 1 155              | 897                | 1 168              | 230                  | -                    | 127                              | 5 696            |
| Transport equipment operatives  | 3 860   | -                               | -                  | -                  | 357                | 283                | 550                | 576                | 1 284              | 564                  | 147                  | 97                               | 8 254            |
| Laborers, except farm   | 3 238   | 140                             | -                  | 67                 | 136                | 647                | 584                | 450                | 717                | 363                  | 67                   | 66                               | 7 097            |
| Service workers, except private household                             | 11 778  | 276                             | 292                | 1 749              | 2 013              | 2 146              | 2 470              | 1 525              | 910                | 335                  | 63                   | -                                | 5 727            |
| Private household workers   | 2 444   | 534                             | 465                | 1 016              | 360                | -                  | -                  | -                  | 69                 | -                    | -                    | -                                | 3 219            |
| Farmers and farm managers   | -   | -                               | -                  | -                  | -                  | -                  | -                  | -                  | -                  | -                    | -                    | -                                | 0                |
| Farm laborers and foremen   | 63  | 63                              | -                  | -                  | -                  | -                  | -                  | -                  | -                  | -                    | -                    | -                                | 1 000            |
| Not available   | -   | -                               | -                  | -                  | -                  | -                  | -                  | -                  | -                  | -                    | -                    | -                                | 0                |
| <b>Male, total</b>  | <b>31 091</b>   | <b>631</b>                      | <b>287</b>         | <b>1 209</b>       | <b>2 152</b>       | <b>4 899</b>       | <b>5 295</b>       | <b>5 079</b>       | <b>6 738</b>       | <b>3 593</b>         | <b>615</b>           | <b>592</b>                       | <b>7 211</b>     |
| Professional and technical  | 1 797   | -                               | -                  | -                  | -                  | 127                | 67                 | 318                | 328                | 686                  | 203                  | 69                               | 10 217           |
| Managerial and administrative   | 959   | -                               | -                  | -                  | -                  | 154                | 67                 | 339                | 67                 | 265                  | 67                   | -                                | 7 761            |
| Sales   | 935   | -                               | -                  | -                  | -                  | 64                 | 297                | 217                | 196                | 161                  | -                    | -                                | 7 494            |
| Clerical  | 3 533   | 67                              | -                  | 83                 | 196                | 433                | 705                | 754                | 905                | 252                  | 69                   | 69                               | 7 374            |
| Craftsmen and foremen   | 4 668   | 90                              | -                  | 80                 | 292                | 601                | 804                | 666                | 1 435              | 737                  | -                    | 163                              | 8 002            |
| Operatives, except transportation                                     | 4 990   | 61                              | 197                | 395                | 124                | 1 308              | 816                | 633                | 1 099              | 230                  | -                    | 127                              | 6 503            |
| Transport equipment operatives  | 3 860   | -                               | -                  | -                  | 357                | 283                | 550                | 576                | 1 284              | 564                  | 147                  | 97                               | 8 254            |
| Laborers, except farm   | 3 035   | 140                             | -                  | -                  | 67                 | 581                | 584                | 450                | 717                | 363                  | 67                   | 66                               | 7 322            |
| Service workers, except private household                             | 7 063   | 210                             | 90                 | 557                | 1 022              | 1 347              | 1 605              | 1 127              | 707                | 335                  | 63                   | -                                | 6 190            |
| Private household workers   | 189   | -                               | -                  | 95                 | 94                 | -                  | -                  | -                  | -                  | -                    | -                    | -                                | 3 995            |
| Farmers and farm managers   | -   | -                               | -                  | -                  | -                  | -                  | -                  | -                  | -                  | -                    | -                    | -                                | 0                |
| Farm laborers and foremen   | 63  | 63                              | -                  | -                  | -                  | -                  | -                  | -                  | -                  | -                    | -                    | -                                | 1 000            |
| Not available   | -   | -                               | -                  | -                  | -                  | -                  | -                  | -                  | -                  | -                    | -                    | -                                | 0                |
| <b>Female, total</b>  | <b>20 365</b>   | <b>1 383</b>                    | <b>1 539</b>       | <b>3 750</b>       | <b>3 848</b>       | <b>3 303</b>       | <b>3 328</b>       | <b>1 602</b>       | <b>1 210</b>       | <b>196</b>           | <b>69</b>            | <b>136</b>                       | <b>4 912</b>     |
| Professional and technical  | 1 810   | 67                              | -                  | 136                | 266                | 195                | 406                | 205                | 202                | 196                  | -                    | 136                              | 6 594            |
| Managerial and administrative   | 129   | -                               | -                  | -                  | -                  | 66                 | -                  | -                  | 63                 | -                    | -                    | -                                | 6 982            |
| Sales   | 603   | -                               | 199                | 136                | -                  | -                  | 131                | 136                | -                  | -                    | -                    | -                                | 3 753            |
| Clerical  | 6 774   | 318                             | 266                | 913                | 1 304              | 1 518              | 1 185              | 597                | 603                | -                    | 69                   | -                                | 5 386            |
| Craftsmen and foremen   | 4 775   | 70                              | -                  | -                  | -                  | -                  | 336                | -                  | -                  | -                    | -                    | -                                | 6 292            |
| Operatives, except transportation                                     | 3 402   | 329                             | 337                | 387                | 951                | 725                | 339                | 265                | 69                 | -                    | -                    | -                                | 4 681            |
| Transport equipment operatives  | -   | -                               | -                  | -                  | -                  | -                  | -                  | -                  | -                  | -                    | -                    | -                                | 0                |
| Laborers, except farm   | 203   | -                               | -                  | 67                 | 70                 | 67                 | -                  | -                  | -                  | -                    | -                    | -                                | 4 500            |
| Service workers, except private household                             | 4 715   | 66                              | 201                | 1 192              | 990                | 799                | 866                | 399                | 203                | -                    | -                    | -                                | 4 907            |
| Private household workers   | 2 255   | 534                             | 465                | 921                | 266                | -                  | -                  | -                  | 69                 | -                    | -                    | -                                | 3 139            |
| Farmers and farm managers   | -   | -                               | -                  | -                  | -                  | -                  | -                  | -                  | -                  | -                    | -                    | -                                | 0                |
| Farm laborers and foremen   | -   | -                               | -                  | -                  | -                  | -                  | -                  | -                  | -                  | -                    | -                    | -                                | 0                |
| Not available   | -   | -                               | -                  | -                  | -                  | -                  | -                  | -                  | -                  | -                    | -                    | -                                | 0                |
| <b>MAJOR INDUSTRY GROUP OF LONGEST JOB IN LAST 12 MONTHS</b>          |   |                                 |                    |                    |                    |                    |                    |                    |                    |                      |                      |                                  |                  |
| <b>Male, total</b>  | <b>31 091</b>   | <b>631</b>                      | <b>287</b>         | <b>1 209</b>       | <b>2 152</b>       | <b>4 899</b>       | <b>5 295</b>       | <b>5 079</b>       | <b>6 738</b>       | <b>3 593</b>         | <b>615</b>           | <b>592</b>                       | <b>7 211</b>     |
| <b>Private Wage and Salary Worker</b>                                 |   |                                 |                    |                    |                    |                    |                    |                    |                    |                      |                      |                                  |                  |
| Agriculture, forestry, and fisheries                                  | 130   | 63                              | -                  | -                  | -                  | -                  | -                  | -                  | 67                 | -                    | -                    | -                                | 8 049            |
| Mining  | 67  | -                               | -                  | -                  | -                  | -                  | -                  | 67                 | -                  | -                    | -                    | -                                | 7 500            |
| Construction  | 871   | 90                              | -                  | 80                 | -                  | 133                | 67                 | -                  | 258                | -                    | 80                   | 163                              | 8 512            |
| Durable goods manufacturing   | 5 800   | 80                              | 66                 | 140                | 67                 | 915                | 985                | 1 345              | 1 404              | 535                  | 136                  | 127                              | 7 481            |
| Nondurable goods manufacturing  | 2 314   | -                               | -                  | 161                | -                  | 451                | 386                | 369                | 618                | 330                  | -                    | -                                | 7 431            |
| Transportation, communication, and other public utilities             | 2 800   | 67                              | 67                 | 63                 | 194                | 260                | 368                | 359                | 747                | 474                  | 67                   | 136                              | 8 062            |
| Wholesale and retail trade  | 5 158   | 147                             | 64                 | -                  | 1 000              | 954                | 991                | 777                | 599                | 528                  | -                    | 97                               | 6 418            |
| Finance, insurance, and real estate                                   | 576   | -                               | -                  | -                  | 120                | 140                | 94                 | 61                 | -                  | 161                  | -                    | -                                | 6 297            |
| Business and repair services  | 1 812   | -                               | -                  | 203                | 298                | 490                | 143                | 548                | 129                | -                    | -                    | -                                | 5 827            |
| Personal services   | 844   | 124                             | -                  | 283                | 160                | 84                 | 63                 | 63                 | 67                 | -                    | -                    | -                                | 4 091            |
| Professional services and entertainment                               | 1 665   | -                               | 90                 | 63                 | 127                | 443                | 130                | 516                | 202                | 94                   | -                    | -                                | 6 840            |
| <b>Government<sup>1</sup></b>   |   |                                 |                    |                    |                    |                    |                    |                    |                    |                      |                      |                                  |                  |
| Educational services  | 1 195   | -                               | -                  | 67                 | 121                | 212                | 304                | -                  | 289                | 136                  | 67                   | -                                | 6 651            |
| All other government services   | 7 860   | 61                              | -                  | 149                | 67                 | 818                | 1 763              | 975                | 2 358              | 1 336                | 265                  | 69                               | 8 083            |
| Not available   | -   | -                               | -                  | -                  | -                  | -                  | -                  | -                  | -                  | -                    | -                    | -                                | 0                |
| <b>Female, total</b>  | <b>20 365</b>   | <b>1 383</b>                    | <b>1 539</b>       | <b>3 750</b>       | <b>3 848</b>       | <b>3 303</b>       | <b>3 328</b>       | <b>1 602</b>       | <b>1 210</b>       | <b>196</b>           | <b>69</b>            | <b>136</b>                       | <b>4 912</b>     |
| <b>Private Wage and Salary Worker</b>                                 |   |                                 |                    |                    |                    |                    |                    |                    |                    |                      |                      |                                  |                  |
| Agriculture, forestry, and fisheries                                  | -   | -                               | -                  | -                  | -                  | -                  | -                  | -                  | -                  | -                    | -                    | -                                | 0                |
| Mining  | -   | -                               | -                  | -                  | -                  | -                  | -                  | -                  | -                  | -                    | -                    | -                                | 5 500            |
| Construction  | 69  | -                               | -                  | -                  | -                  | 69                 | -                  | -                  | -                  | -                    | -                    | -                                | 0                |
| Durable goods manufacturing   | 1 729   | 196                             | 70                 | 61                 | 201                | 267                | 336                | 327                | 271                | -                    | -                    | -                                | 6 208            |
| Nondurable goods manufacturing  | 1 730   | 133                             | 337                | 393                | 409                | 271                | 124                | -                  | 63                 | -                    | -                    | -                                | 4 004            |
| Transportation, communication, and other public utilities             | 399   | 67                              | -                  | -                  | 133                | 63                 | 67                 | -                  | -                  | -                    | 69                   | -                                | 4 995            |
| Wholesale and retail trade  | 2 040   | -                               | 333                | 398                | 666                | 185                | 326                | 133                | -                  | -                    | -                    | -                                | 4 434            |
| Finance, insurance, and real estate                                   | 1 040   | -                               | 67                 | 190                | 192                | 256                | 202                | 70                 | 63                 | -                    | -                    | -                                | 5 279            |
| Business and repair services  | 530   | -                               | -                  | 67                 | 198                | 135                | 63                 | 67                 | -                  | -                    | -                    | -                                | 5 004            |
| Personal services   | 3 457   | 534                             | 535                | 1 253              | 596                | 332                | 139                | -                  | 69                 | -                    | -                    | -                                | 3 527            |
| Professional services and entertainment                               | 3 322   | 136                             | 66                 | 795                | 854                | 542                | 529                | 268                | 133                | -                    | -                    | -                                | 4 778            |
| <b>Government<sup>1</sup></b>   |   |                                 |                    |                    |                    |                    |                    |                    |                    |                      |                      |                                  |                  |
| Educational services  | 1 659   | 61                              | 66                 | 197                | 202                | 205                | 532                | 67                 | 67                 | 196                  | -                    | 66                               | 6 185            |
| All other government services   | 4 390   | 257                             | 66                 | 397                | 396                | 978                | 1 010              | 671                | 544                | -                    | -                    | 70                               | 6 099            |
| Not available   | -   | -                               | -                  | -                  | -                  | -                  | -                  | -                  | -                  | -                    | -                    | -                                | 0                |

<sup>1</sup> Government class of worker.

**Table 25b. Annual Wage and Salary Earnings of Year-Round Wage and Salary Workers on Full-Time Schedules, by Major Occupation and Industry Groups of Longest Job: White**

[Limited to persons 16 to 64 years, not in school]

| Major Occupation and Industry Groups of Longest Job in Last 12 Months | Total year-round wage and salary workers on full-time schedules | Annual wage and salary earnings |                    |                    |                    |                    |                    |                    |                    |                      |                      | Median annual earnings (dollars) |                  |
|---|---|---------------------------------|--------------------|--------------------|--------------------|--------------------|--------------------|--------------------|--------------------|----------------------|----------------------|----------------------------------|------------------|
|   |   | Less than \$2,000               | \$2,000 to \$2,999 | \$3,000 to \$3,999 | \$4,000 to \$4,999 | \$5,000 to \$5,999 | \$6,000 to \$6,999 | \$7,000 to \$7,999 | \$8,000 to \$9,999 | \$10,000 to \$12,499 | \$12,500 to \$14,999 |                                  | \$15,000 or more |
| <b>MAJOR OCCUPATION GROUP OF LONGEST JOB IN LAST 12 MONTHS</b>        |   |                                 |                    |                    |                    |                    |                    |                    |                    |                      |                      |                                  |                  |
| Total employed  | 40 582  | 2 923                           | 1 845              | 6 369              | 6 707              | 5 348              | 4 832              | 4 331              | 5 164              | 1 905                | 630                  | 528                              | 5 458            |
| Professional and technical  | 3 954   | 96                              | 63                 | 261                | 473                | 119                | 337                | 605                | 887                | 570                  | 158                  | 383                              | 8 049            |
| Managerial and administrative   | 2 057   | 325                             | 67                 | 56                 | 185                | 201                | 240                | 187                | 380                | 93                   | 250                  | 74                               | 6 813            |
| Sales   | 1 491   | 140                             | 160                | 127                | 131                | 224                | -                  | 219                | 201                | 137                  | 151                  | -                                | 5 835            |
| Clerical  | 6 822   | 207                             | 134                | 395                | 1 141              | 1 500              | 984                | 1 272              | 983                | 207                  | -                    | -                                | 6 035            |
| Craftsmen and foremen   | 5 224   | 335                             | 67                 | 817                | 515                | 287                | 793                | 500                | 1 138              | 701                  | 71                   | -                                | 6 746            |
| Operatives, except transportation                                     | 11 522  | 873                             | 215                | 2 668              | 2 405              | 1 853              | 1 569              | 763                | 1 043              | 64                   | -                    | 70                               | 4 834            |
| Transport equipment operatives  | 1 041   | -                               | 60                 | 60                 | 124                | -                  | 289                | 223                | 216                | -                    | -                    | -                                | 6 952            |
| Laborers, except farm   | 1 547   | 64                              | 184                | 151                | 275                | 265                | 155                | 290                | 163                | -                    | -                    | -                                | 5 376            |
| Service workers, except private household                             | 5 559   | 536                             | 562                | 1 431              | 1 239              | 837                | 465                | 272                | 154                | 64                   | -                    | -                                | 4 202            |
| Private household workers   | 873   | 138                             | 332                | 336                | 67                 | -                  | -                  | -                  | -                  | -                    | -                    | -                                | 2 899            |
| Farmers and farm managers   | -   | -                               | -                  | 67                 | 152                | 64                 | -                  | -                  | -                  | -                    | -                    | -                                | 3 558            |
| Farm laborers and foremen   | 491   | 208                             | -                  | -                  | -                  | -                  | -                  | -                  | -                  | -                    | -                    | -                                | 0                |
| Not available   | -   | -                               | -                  | -                  | -                  | -                  | -                  | -                  | -                  | -                    | -                    | -                                | 0                |
| <b>Male, total</b>  | <b>24 895</b>   | <b>1 695</b>                    | <b>924</b>         | <b>2 531</b>       | <b>3 629</b>       | <b>3 423</b>       | <b>3 527</b>       | <b>2 631</b>       | <b>4 007</b>       | <b>1 575</b>         | <b>630</b>           | <b>323</b>                       | <b>6 069</b>     |
| Professional and technical  | 2 082   | 96                              | 63                 | 60                 | 147                | -                  | 200                | 301                | 426                | 381                  | 158                  | 249                              | 8 812            |
| Managerial and administrative   | 1 209   | -                               | -                  | 56                 | 124                | 130                | 176                | 67                 | 239                | 93                   | 250                  | 74                               | 8 426            |
| Sales   | 959   | 69                              | 93                 | -                  | 67                 | 160                | -                  | 152                | 127                | 137                  | 151                  | -                                | 7 582            |
| Clerical  | 1 986   | 71                              | -                  | -                  | 131                | 363                | 365                | 398                | 572                | 67                   | -                    | -                                | 7 110            |
| Craftsmen and foremen   | 4 634   | 275                             | 67                 | 559                | 485                | 287                | 722                | 369                | 1 138              | 701                  | 71                   | -                                | 6 948            |
| Operatives, except transportation                                     | 7 018   | 557                             | 144                | 544                | 1 223              | 1 458              | 1 293              | 763                | 972                | 64                   | -                    | -                                | 5 714            |
| Transport equipment operatives  | 1 041   | -                               | 60                 | 60                 | 124                | -                  | 289                | 223                | 216                | 68                   | -                    | -                                | 6 952            |
| Laborers, except farm   | 1 354   | 64                              | 124                | 151                | 212                | 265                | 155                | 220                | 163                | -                    | -                    | -                                | 5 476            |
| Service workers, except private household                             | 4 238   | 405                             | 372                | 1 100              | 982                | 696                | 328                | 138                | 154                | 64                   | -                    | -                                | 4 246            |
| Private household workers   | -   | -                               | -                  | -                  | -                  | -                  | -                  | -                  | -                  | -                    | -                    | -                                | 0                |
| Farmers and farm managers   | -   | -                               | -                  | -                  | -                  | -                  | -                  | -                  | -                  | -                    | -                    | -                                | 0                |
| Farm laborers and foremen   | 374   | 158                             | -                  | -                  | 152                | 64                 | -                  | -                  | -                  | -                    | -                    | -                                | 4 191            |
| Not available   | -   | -                               | -                  | -                  | -                  | -                  | -                  | -                  | -                  | -                    | -                    | -                                | 0                |
| <b>Female, total</b>  | <b>15 687</b>   | <b>1 228</b>                    | <b>921</b>         | <b>3 837</b>       | <b>3 078</b>       | <b>1 925</b>       | <b>1 305</b>       | <b>1 701</b>       | <b>1 157</b>       | <b>330</b>           | <b>-</b>             | <b>205</b>                       | <b>4 603</b>     |
| Professional and technical  | 1 872   | -                               | -                  | 201                | 325                | 119                | 138                | 304                | 461                | 190                  | -                    | 134                              | 7 504            |
| Managerial and administrative   | 848   | 325                             | 67                 | 60                 | 71                 | 64                 | 64                 | 120                | 141                | -                    | -                    | -                                | 4 527            |
| Sales   | 532   | 71                              | 67                 | 127                | 64                 | 64                 | -                  | 67                 | 74                 | -                    | -                    | -                                | 4 024            |
| Clerical  | 4 836   | 136                             | 134                | 395                | 990                | 1 136              | 619                | 874                | 411                | 140                  | -                    | -                                | 5 671            |
| Craftsmen and foremen   | 4 590   | 60                              | -                  | 258                | 70                 | -                  | 70                 | 131                | -                  | -                    | -                    | -                                | 3 910            |
| Operatives, except transportation                                     | 4 504   | 316                             | 70                 | 2 124              | 1 181              | 395                | 276                | -                  | 71                 | -                    | -                    | 70                               | 3 878            |
| Transport equipment operatives  | 193   | -                               | 60                 | 63                 | -                  | -                  | -                  | 70                 | -                  | -                    | -                    | -                                | 4 575            |
| Laborers, except farm   | 1 93  | 131                             | 190                | 330                | 257                | 141                | 138                | 134                | -                  | -                    | -                    | -                                | 4 036            |
| Service workers, except private household                             | 1 320   | 138                             | 332                | 336                | 67                 | -                  | -                  | -                  | -                  | -                    | -                    | -                                | 2 899            |
| Private household workers   | 873   | -                               | -                  | -                  | -                  | -                  | -                  | -                  | -                  | -                    | -                    | -                                | 0                |
| Farmers and farm managers   | -   | -                               | -                  | -                  | -                  | -                  | -                  | -                  | -                  | -                    | -                    | -                                | 0                |
| Farm laborers and foremen   | 118   | 51                              | -                  | 67                 | -                  | -                  | -                  | -                  | -                  | -                    | -                    | -                                | 3 122            |
| Not available   | -   | -                               | -                  | -                  | -                  | -                  | -                  | -                  | -                  | -                    | -                    | -                                | 0                |
| <b>MAJOR INDUSTRY GROUP OF LONGEST JOB IN LAST 12 MONTHS</b>          |   |                                 |                    |                    |                    |                    |                    |                    |                    |                      |                      |                                  |                  |
| <b>Male, total</b>  | <b>24 895</b>   | <b>1 695</b>                    | <b>924</b>         | <b>2 531</b>       | <b>3 629</b>       | <b>3 423</b>       | <b>3 527</b>       | <b>2 631</b>       | <b>4 007</b>       | <b>1 575</b>         | <b>630</b>           | <b>323</b>                       | <b>6 069</b>     |
| <b>Private Wage and Salary Worker</b>                                 |   |                                 |                    |                    |                    |                    |                    |                    |                    |                      |                      |                                  |                  |
| Agriculture, forestry, and fisheries                                  | 525   | 158                             | -                  | -                  | 152                | 64                 | 60                 | -                  | 91                 | -                    | -                    | -                                | 4 688            |
| Mining  | -   | -                               | -                  | -                  | -                  | -                  | -                  | -                  | -                  | -                    | -                    | -                                | 0                |
| Construction  | 440   | 60                              | -                  | 64                 | 127                | 74                 | 51                 | 64                 | 64                 | -                    | -                    | -                                | 5 752            |
| Durable goods manufacturing   | 6 753   | 261                             | 212                | 589                | 954                | 896                | 1 074              | 1 009              | 1 262              | 251                  | 157                  | 88                               | 6 433            |
| Nondurable goods manufacturing  | 3 951   | 296                             | 123                | 294                | 687                | 671                | 759                | 203                | 446                | 330                  | 142                  | -                                | 5 856            |
| Transportation, communication, and other public utilities             | 961   | 64                              | -                  | -                  | 121                | 66                 | 74                 | 71                 | 429                | 137                  | -                    | -                                | 8 397            |
| Wholesale and retail trade  | 4 572   | 87                              | 252                | 621                | 704                | 600                | 475                | 617                | 878                | 337                  | -                    | -                                | 6 045            |
| Finance, insurance, and real estate                                   | 667   | 69                              | -                  | 64                 | -                  | -                  | 67                 | -                  | 312                | 67                   | 88                   | -                                | 8 854            |
| Business and repair services  | 1 801   | 214                             | -                  | 134                | 335                | 375                | 217                | 255                | -                  | 272                  | -                    | -                                | 5 581            |
| Personal services   | 1 060   | 74                              | 92                 | 441                | 73                 | 84                 | 167                | 35                 | -                  | -                    | -                    | -                                | 3 826            |
| Professional services and entertainment                               | 1 588   | 72                              | 121                | 91                 | 299                | 230                | 268                | 63                 | 282                | 88                   | -                    | -                                | 5 915            |
| <b>Government<sup>1</sup></b>   |   |                                 |                    |                    |                    |                    |                    |                    |                    |                      |                      |                                  |                  |
| Educational services  | 328   | 180                             | -                  | 60                 | -                  | -                  | -                  | -                  | -                  | -                    | -                    | 88                               | 1 822            |
| All other government services   | 2 248   | 159                             | 124                | 237                | 239                | 311                | 291                | 307                | 244                | 93                   | 244                  | -                                | 6 187            |
| Not available   | -   | -                               | -                  | -                  | -                  | -                  | -                  | -                  | -                  | -                    | -                    | -                                | 0                |
| <b>Female, total</b>  | <b>15 687</b>   | <b>1 228</b>                    | <b>921</b>         | <b>3 837</b>       | <b>3 078</b>       | <b>1 925</b>       | <b>1 305</b>       | <b>1 701</b>       | <b>1 157</b>       | <b>330</b>           | <b>-</b>             | <b>205</b>                       | <b>4 603</b>     |
| <b>Private Wage and Salary Worker</b>                                 |   |                                 |                    |                    |                    |                    |                    |                    |                    |                      |                      |                                  |                  |
| Agriculture, forestry, and fisheries                                  | 118   | 51                              | -                  | 67                 | -                  | -                  | -                  | -                  | -                  | -                    | -                    | -                                | 3 122            |
| Mining  | -   | -                               | -                  | -                  | -                  | -                  | -                  | -                  | -                  | -                    | -                    | -                                | 0                |
| Construction  | 67  | -                               | -                  | -                  | -                  | -                  | -                  | -                  | 67                 | -                    | -                    | -                                | 9 000            |
| Durable goods manufacturing   | 1 454   | -                               | 70                 | 184                | 391                | 325                | 209                | 276                | -                  | -                    | -                    | -                                | 5 253            |
| Nondurable goods manufacturing  | 3 752   | 253                             | 127                | 1 672              | 1 036              | 262                | 201                | 131                | -                  | -                    | -                    | 70                               | 3 895            |
| Transportation, communication, and other public utilities             | 595   | 67                              | -                  | 63                 | 56                 | 201                | 70                 | 71                 | -                  | -                    | -                    | -                                | 6 220            |
| Wholesale and retail trade  | 1 609   | 138                             | 124                | 328                | 339                | 268                | 70                 | 130                | 211                | -                    | -                    | -                                | 4 632            |
| Finance, insurance, and real estate                                   | 1 544   | 144                             | 67                 | 198                | 64                 | 324                | 138                | 335                | 275                | -                    | -                    | -                                | 5 923            |
| Business and repair services  | 520   | 60                              | -                  | 67                 | 328                | -                  | 69                 | -                  | -                  | -                    | -                    | -                                | 4 411            |
| Personal services   | 1 637   | 138                             | 332                | 857                | 189                | -                  | 67                 | 53                 | -                  | -                    | -                    | -                                | 3 407            |
| Professional services and entertainment                               | 2 948   | 377                             | 133                | 339                | 669                | 377                | 71                 | 375                | 260                | 277                  | -                    | 71                               | 4 935            |
| <b>Government<sup>1</sup></b>   |   |                                 |                    |                    |                    |                    |                    |                    |                    |                      |                      |                                  |                  |
| Educational services  | 338   | -                               | -                  | -                  | -                  | 131                | 70                 | 137                | -                  | -                    | -                    | -                                | 6 546            |
| All other government services   | 1 105   | -                               | 67                 | 64                 | -                  | 183                | 208                | 194                | 273                | 53                   | -                    | 64                               | 7 161            |
| Not available   | -   | -                               | -                  | -                  | -                  | -                  | -                  | -                  | -                  | -                    | -                    | -                                | 0                |

<sup>1</sup> Government class of worker.

Table 26. Annual Wage and Salary Earnings of Part-Year and Part-Time Wage and Salary Workers, by Age and Sex, and Family Status: All Races

| Age and Sex<br>Family Status             | Total<br>part-year<br>and part-<br>time wage<br>and salary<br>workers | Annual wage and salary earnings |                   |                       |                       |                       |                       |                       |                       |                       |                         |                     |
|--|---|---------------------------------|-------------------|-----------------------|-----------------------|-----------------------|-----------------------|-----------------------|-----------------------|-----------------------|-------------------------|---------------------|
|  |   | Less than<br>\$500              | \$500 to<br>\$999 | \$1,000 to<br>\$1,999 | \$2,000 to<br>\$2,999 | \$3,000 to<br>\$3,999 | \$4,000 to<br>\$4,999 | \$5,000 to<br>\$5,999 | \$6,000 to<br>\$7,499 | \$7,500 to<br>\$9,999 | \$10,000 to<br>\$14,999 | \$15,000<br>or more |
| <b>AGE AND SEX</b>                       |   |                                 |                   |                       |                       |                       |                       |                       |                       |                       |                         |                     |
| Total, 16 years and over .....           | 18 966  | 5 718                           | 4 598             | 5 001                 | 1 769                 | 1 237                 | 156                   | 239                   | 138                   | 109                   | -                       | -                   |
| Male, total .....                        | 8 808   | 2 601                           | 2 014             | 2 052                 | 924                   | 708                   | 156                   | 176                   | 69                    | 109                   | -                       | -                   |
| 16 to 21 years, total .....              | 4 203   | 1 817                           | 1 041             | 1 045                 | 112                   | 64                    | -                     | 64                    | -                     | 60                    | -                       | -                   |
| 16 to 21 years, not in school .....      | 428   | 247                             | -                 | 121                   | -                     | -                     | -                     | -                     | -                     | 60                    | -                       | -                   |
| 22 to 34 years, total .....              | 1 656   | 404                             | 68                | 341                   | 385                   | 282                   | 63                    | 112                   | -                     | -                     | -                       | -                   |
| 22 to 34 years, veteran of Vietnam ..... | 473   | 67                              | -                 | 88                    | 318                   | -                     | -                     | -                     | -                     | -                     | -                       | -                   |
| 25 to 34 years .....                     | 976   | 219                             | 68                | 215                   | 254                   | 156                   | 63                    | -                     | -                     | -                     | -                       | -                   |
| 35 to 44 years .....                     | 1 114   | 67                              | 485               | 136                   | 161                   | 265                   | -                     | -                     | -                     | -                     | -                       | -                   |
| 45 to 54 years .....                     | 531   | -                               | 215               | 143                   | 80                    | -                     | 93                    | -                     | -                     | -                     | -                       | -                   |
| 55 to 64 years .....                     | 858   | 152                             | 136               | 217                   | 186                   | 96                    | -                     | -                     | 69                    | -                     | -                       | -                   |
| 65 years and over .....                  | 446   | 162                             | 67                | 169                   | -                     | -                     | -                     | -                     | -                     | 48                    | -                       | -                   |
| 40 to 64 years .....                     | 2 134   | 152                             | 673               | 427                   | 357                   | 362                   | 93                    | -                     | 69                    | -                     | -                       | -                   |
| Female, total .....                      | 10 158  | 3 117                           | 2 585             | 2 950                 | 845                   | 529                   | -                     | 64                    | 69                    | -                     | -                       | -                   |
| 16 to 21 years, total .....              | 3 466   | 1 341                           | 1 011             | 806                   | 248                   | 60                    | -                     | -                     | -                     | -                     | -                       | -                   |
| 16 to 21 years, not in school .....      | 864   | 242                             | 308               | 187                   | 127                   | -                     | -                     | -                     | -                     | -                     | -                       | -                   |
| 22 to 34 years, total .....              | 2 717   | 850                             | 631               | 712                   | 260                   | 200                   | -                     | 64                    | -                     | -                     | -                       | -                   |
| 25 to 34 years .....                     | 2 161   | 723                             | 510               | 403                   | 260                   | 200                   | -                     | 64                    | -                     | -                     | -                       | -                   |
| 35 to 44 years .....                     | 1 217   | 199                             | 411               | 408                   | 67                    | 64                    | -                     | -                     | 69                    | -                     | -                       | -                   |
| 45 to 54 years .....                     | 1 143   | 337                             | 203               | 466                   | 66                    | 70                    | -                     | -                     | -                     | -                     | -                       | -                   |
| 55 to 64 years .....                     | 858   | 185                             | 259               | 144                   | 203                   | 66                    | -                     | -                     | -                     | -                     | -                       | -                   |
| 65 years and over .....                  | 756   | 205                             | 69                | 413                   | -                     | 69                    | -                     | -                     | -                     | -                     | -                       | -                   |
| 40 to 64 years .....                     | 2 882   | 653                             | 807               | 884                   | 270                   | 200                   | -                     | -                     | 69                    | -                     | -                       | -                   |
| <b>FAMILY STATUS<sup>1</sup></b>         |   |                                 |                   |                       |                       |                       |                       |                       |                       |                       |                         |                     |
| Male, total .....                        | 4 038   | 534                             | 905               | 745                   | 811                   | 644                   | 156                   | 112                   | 69                    | 60                    | -                       | -                   |
| Family head .....                        | 952   | 67                              | 66                | 399                   | 224                   | 64                    | 63                    | -                     | 69                    | -                     | -                       | -                   |
| Family member .....                      | 928   | 181                             | 90                | 263                   | 248                   | 84                    | -                     | -                     | -                     | 60                    | -                       | -                   |
| Unrelated individual .....               | 2 158   | 286                             | 748               | 83                    | 339                   | 497                   | 93                    | 112                   | -                     | -                     | -                       | -                   |
| Female, total .....                      | 6 679   | 1 814                           | 1 752             | 1 857                 | 724                   | 399                   | -                     | 64                    | 69                    | -                     | -                       | -                   |
| Family head .....                        | 1 592   | 532                             | 586               | 342                   | 67                    | 67                    | -                     | -                     | -                     | -                     | -                       | -                   |
| No children under 18 years .....         | 336   | 136                             | 133               | 66                    | -                     | -                     | -                     | -                     | -                     | -                     | -                       | -                   |
| Children 6 to 17 years only .....        | 856   | 198                             | 317               | 275                   | -                     | 67                    | -                     | -                     | -                     | -                     | -                       | -                   |
| Children under 6 years .....             | 401   | 198                             | 136               | -                     | 67                    | -                     | -                     | -                     | -                     | -                     | -                       | -                   |
| Wife of head .....                       | 3 080   | 849                             | 713               | 797                   | 523                   | 197                   | -                     | -                     | -                     | -                     | -                       | -                   |
| No children under 18 years .....         | 1 070   | 66                              | 200               | 477                   | 327                   | -                     | -                     | -                     | -                     | -                     | -                       | -                   |
| Children 6 to 17 years only .....        | 1 292   | 584                             | 124               | 254                   | 197                   | 133                   | -                     | -                     | -                     | -                     | -                       | -                   |
| Children under 6 years .....             | 718   | 199                             | 389               | 66                    | -                     | 64                    | -                     | -                     | -                     | -                     | -                       | -                   |
| Other family member .....                | 677   | 245                             | 244               | 187                   | -                     | -                     | -                     | -                     | -                     | -                     | -                       | -                   |
| Unrelated individual .....               | 1 330   | 188                             | 209               | 530                   | 134                   | 136                   | -                     | 64                    | 69                    | -                     | -                       | -                   |

<sup>1</sup> Persons 16 to 64 years, not in school.



**Table 26a. Annual Wage and Salary Earnings of Part-Year and Part-Time Wage and Salary Workers, by Age and Sex, and Family Status: Negro**

| Age and Sex<br>Family Status             | Total<br>part-year<br>and part-<br>time wage<br>and salary<br>workers | Annual wage and salary earnings |                   |                       |                       |                       |                       |                       |                       |                       |                         |                     |
|--|---|---------------------------------|-------------------|-----------------------|-----------------------|-----------------------|-----------------------|-----------------------|-----------------------|-----------------------|-------------------------|---------------------|
|  |   | Less than<br>\$500              | \$500 to<br>\$999 | \$1,000 to<br>\$1,999 | \$2,000 to<br>\$2,999 | \$3,000 to<br>\$3,999 | \$4,000 to<br>\$4,999 | \$5,000 to<br>\$5,999 | \$6,000 to<br>\$7,499 | \$7,500 to<br>\$9,999 | \$10,000 to<br>\$14,999 | \$15,000<br>or more |
| <b>AGE AND SEX</b>                       |   |                                 |                   |                       |                       |                       |                       |                       |                       |                       |                         |                     |
| Total, 16 years and over .....           | 10 502  | 3 500                           | 2 518             | 2 900                 | 919                   | 422                   | 63                    | 63                    | 69                    | 48                    | -                       | -                   |
| Male, total .....                        | 4 695   | 1 534                           | 1 026             | 1 338                 | 466                   | 157                   | 63                    | 63                    | -                     | 48                    | -                       | -                   |
| 16 to 21 years, total .....              | 2 330   | 1 162                           | 618               | 487                   | 63                    | -                     | -                     | -                     | -                     | -                     | -                       | -                   |
| 16 to 21 years, not in school .....      | 126   | 126                             | -                 | -                     | -                     | -                     | -                     | -                     | -                     | -                     | -                       | -                   |
| 22 to 34 years, total .....              | 759   | 64                              | -                 | 253                   | 254                   | 63                    | 63                    | 63                    | -                     | -                     | -                       | -                   |
| 22 to 34 years, veteran of Vietnam ..... | 254   | -                               | -                 | -                     | 254                   | -                     | -                     | -                     | -                     | -                     | -                       | -                   |
| 25 to 34 years .....                     | 444   | -                               | -                 | 127                   | 254                   | -                     | 63                    | -                     | -                     | -                     | -                       | -                   |
| 35 to 44 years .....                     | 645   | 67                              | 279               | 136                   | 69                    | 94                    | -                     | -                     | -                     | -                     | -                       | -                   |
| 45 to 54 years .....                     | 289   | -                               | 66                | 143                   | 80                    | -                     | -                     | -                     | -                     | -                     | -                       | -                   |
| 55 to 64 years .....                     | 360   | 80                              | 63                | 217                   | -                     | -                     | -                     | -                     | -                     | -                     | -                       | -                   |
| 65 years and over .....                  | 312   | 162                             | -                 | 101                   | -                     | -                     | -                     | -                     | -                     | 48                    | -                       | -                   |
| 40 to 64 years .....                     | 994   | 80                              | 313               | 427                   | 80                    | 94                    | -                     | -                     | -                     | -                     | -                       | -                   |
| Female, total .....                      | 5 807   | 1 966                           | 1 492             | 1 562                 | 453                   | 265                   | -                     | -                     | 69                    | -                     | -                       | -                   |
| 16 to 21 years, total .....              | 2 139   | 1 034                           | 429               | 555                   | 121                   | -                     | -                     | -                     | -                     | -                     | -                       | -                   |
| 16 to 21 years, not in school .....      | 611   | 242                             | 308               | 61                    | -                     | -                     | -                     | -                     | -                     | -                     | -                       | -                   |
| 22 to 34 years .....                     | 1 464   | 469                             | 329               | 333                   | 133                   | 200                   | -                     | -                     | -                     | -                     | -                       | -                   |
| 25 to 34 years .....                     | 1 343   | 469                             | 269               | 273                   | 133                   | 200                   | -                     | -                     | -                     | -                     | -                       | -                   |
| 35 to 44 years .....                     | 891   | 136                             | 342               | 278                   | 67                    | -                     | -                     | 69                    | -                     | -                     | -                       | -                   |
| 45 to 54 years .....                     | 726   | 132                             | 132               | 396                   | 66                    | -                     | -                     | -                     | -                     | -                     | -                       | -                   |
| 55 to 64 years .....                     | 520   | 129                             | 259               | -                     | 66                    | 66                    | -                     | -                     | -                     | -                     | -                       | -                   |
| 65 years and over .....                  | 67  | 67                              | -                 | -                     | -                     | -                     | -                     | -                     | -                     | -                     | -                       | -                   |
| 40 to 64 years .....                     | 1 865   | 328                             | 667               | 604                   | 132                   | 66                    | -                     | -                     | 69                    | -                     | -                       | -                   |
| <b>FAMILY STATUS<sup>1</sup></b>         |   |                                 |                   |                       |                       |                       |                       |                       |                       |                       |                         |                     |
| Male, total .....                        | 1 990   | 272                             | 408               | 624                   | 403                   | 157                   | 63                    | 63                    | -                     | -                     | -                       | -                   |
| Family head .....                        | 664   | 67                              | 66                | 399                   | 69                    | -                     | 63                    | -                     | -                     | -                     | -                       | -                   |
| Family member .....                      | 474   | 61                              | 90                | 142                   | 181                   | -                     | -                     | -                     | -                     | -                     | -                       | -                   |
| Unrelated individual .....               | 852   | 145                             | 251               | 83                    | 153                   | 157                   | -                     | 63                    | -                     | -                     | -                       | -                   |
| Female, total .....                      | 4 152   | 1 107                           | 1 310             | 1 068                 | 332                   | 265                   | -                     | -                     | 69                    | -                     | -                       | -                   |
| Family head .....                        | 1 145   | 199                             | 472               | 342                   | 67                    | 67                    | -                     | -                     | -                     | -                     | -                       | -                   |
| No children under 18 years .....         | 265   | 66                              | 133               | 66                    | -                     | -                     | -                     | -                     | -                     | -                     | -                       | -                   |
| Children 6 to 17 years only .....        | 611   | 67                              | 202               | 275                   | -                     | 67                    | -                     | -                     | -                     | -                     | -                       | -                   |
| Children under 6 years .....             | 270   | 67                              | 136               | -                     | 67                    | -                     | -                     | -                     | -                     | -                     | -                       | -                   |
| Wife of head .....                       | 1 852   | 598                             | 525               | 330                   | 265                   | 133                   | -                     | -                     | -                     | -                     | -                       | -                   |
| No children under 18 years .....         | 538   | 66                              | 200               | 140                   | 132                   | -                     | -                     | -                     | -                     | -                     | -                       | -                   |
| Children 6 to 17 years only .....        | 853   | 396                             | -                 | 190                   | 133                   | 133                   | -                     | -                     | -                     | -                     | -                       | -                   |
| Children under 6 years .....             | 461   | 136                             | 325               | -                     | -                     | -                     | -                     | -                     | -                     | -                     | -                       | -                   |
| Other family member .....                | 616   | 245                             | 244               | 127                   | -                     | -                     | -                     | -                     | -                     | -                     | -                       | -                   |
| Unrelated individual .....               | 538   | 66                              | 69                | 269                   | -                     | 66                    | -                     | -                     | 69                    | -                     | -                       | -                   |

<sup>1</sup> Persons 16 to 64 years, not in school.

Table 26b. Annual Wage and Salary Earnings of Part-Year and Part-Time Wage and Salary Workers, by Age and Sex, and Family Status: White

| Age and Sex<br>Family Status             | Total<br>part-year<br>and part-<br>time wage<br>and salary<br>workers | Annual wage and salary earnings |                   |                       |                       |                       |                       |                       |                       |                       |                         |                     |
|--|---|---------------------------------|-------------------|-----------------------|-----------------------|-----------------------|-----------------------|-----------------------|-----------------------|-----------------------|-------------------------|---------------------|
|  |   | Less than<br>\$500              | \$500 to<br>\$999 | \$1,000 to<br>\$1,999 | \$2,000 to<br>\$2,999 | \$3,000 to<br>\$3,999 | \$4,000 to<br>\$4,999 | \$5,000 to<br>\$5,999 | \$6,000 to<br>\$7,499 | \$7,500 to<br>\$9,999 | \$10,000 to<br>\$14,999 | \$15,000<br>or more |
| <b>AGE AND SEX</b>                       |   |                                 |                   |                       |                       |                       |                       |                       |                       |                       |                         |                     |
| Total, 16 years and over .....           | 7 653   | 1 987                           | 1 891             | 1 846                 | 783                   | 746                   | 93                    | 177                   | 69                    | 60                    | -                       | -                   |
| Male, total .....                        | 3 557   | 836                             | 858               | 586                   | 458                   | 483                   | 93                    | 113                   | 69                    | 60                    | -                       | -                   |
| 16 to 21 years, total .....              | 1 581   | 484                             | 363               | 498                   | 49                    | 64                    | -                     | 64                    | -                     | 60                    | -                       | -                   |
| 16 to 21 years, not in school .....      | 302   | 121                             | -                 | 121                   | -                     | -                     | -                     | -                     | -                     | 60                    | -                       | -                   |
| 22 to 34 years, total .....              | 699   | 280                             | -                 | 88                    | 131                   | 151                   | -                     | 49                    | -                     | -                     | -                       | -                   |
| 22 to 34 years, veteran of Vietnam ..... | 219   | 67                              | -                 | 88                    | 64                    | -                     | -                     | -                     | -                     | -                     | -                       | -                   |
| 25 to 34 years .....                     | 395   | 219                             | -                 | 88                    | -                     | 88                    | -                     | -                     | -                     | -                     | -                       | -                   |
| 35 to 44 years .....                     | 469   | -                               | 206               | -                     | 91                    | 171                   | -                     | -                     | -                     | -                     | -                       | -                   |
| 45 to 54 years .....                     | 242   | -                               | 148               | -                     | -                     | -                     | 93                    | -                     | -                     | -                     | -                       | -                   |
| 55 to 64 years .....                     | 498   | 72                              | 74                | -                     | 186                   | 96                    | -                     | -                     | 69                    | -                     | -                       | -                   |
| 65 years and over .....                  | 67  | -                               | 67                | -                     | -                     | -                     | -                     | -                     | -                     | -                     | -                       | -                   |
| 40 to 64 years .....                     | 1 141   | 72                              | 360               | -                     | 277                   | 268                   | 93                    | -                     | 69                    | -                     | -                       | -                   |
| Female, total .....                      | 4 095   | 1 151                           | 1 033             | 1 260                 | 325                   | 263                   | -                     | 64                    | -                     | -                     | -                       | -                   |
| 16 to 21 years, total .....              | 1 267   | 307                             | 521               | 251                   | 127                   | 60                    | -                     | -                     | -                     | -                     | -                       | -                   |
| 16 to 21 years, not in school .....      | 254   | -                               | -                 | 127                   | 127                   | -                     | -                     | -                     | -                     | -                     | -                       | -                   |
| 22 to 34 years, total .....              | 1 125   | 381                             | 302               | 251                   | 127                   | -                     | -                     | 64                    | -                     | -                     | -                       | -                   |
| 25 to 34 years .....                     | 750   | 254                             | 241               | 64                    | 127                   | -                     | -                     | 64                    | -                     | -                     | -                       | -                   |
| 35 to 44 years .....                     | 326   | 64                              | 69                | 130                   | -                     | 64                    | -                     | -                     | -                     | -                     | -                       | -                   |
| 45 to 54 years .....                     | 417   | 205                             | 71                | 70                    | -                     | 70                    | -                     | -                     | -                     | -                     | -                       | -                   |
| 55 to 64 years .....                     | 271   | 56                              | -                 | 144                   | 70                    | -                     | -                     | -                     | -                     | -                     | -                       | -                   |
| 65 years and over .....                  | 690   | 138                             | 69                | 413                   | -                     | 69                    | -                     | -                     | -                     | -                     | -                       | -                   |
| 40 to 64 years .....                     | 950   | 325                             | 140               | 281                   | 70                    | 134                   | -                     | -                     | -                     | -                     | -                       | -                   |
| <b>FAMILY STATUS<sup>1</sup></b>         |   |                                 |                   |                       |                       |                       |                       |                       |                       |                       |                         |                     |
| Male, total .....                        | 1 911   | 262                             | 429               | 121                   | 408                   | 419                   | 93                    | 49                    | 69                    | 60                    | -                       | -                   |
| Family head .....                        | 288   | -                               | -                 | -                     | 155                   | 64                    | -                     | -                     | 69                    | -                     | -                       | -                   |
| Family member .....                      | 453   | 121                             | -                 | 121                   | 67                    | 84                    | -                     | -                     | -                     | 60                    | -                       | -                   |
| Unrelated individual .....               | 1 170   | 141                             | 429               | -                     | 186                   | 272                   | 93                    | 49                    | -                     | -                     | -                       | -                   |
| Female, total .....                      | 2 332   | 706                             | 442               | 662                   | 325                   | 134                   | -                     | 64                    | -                     | -                     | -                       | -                   |
| Family head .....                        | 447   | 333                             | 114               | -                     | -                     | -                     | -                     | -                     | -                     | -                     | -                       | -                   |
| No children under 18 years .....         | 71  | 71                              | -                 | -                     | -                     | -                     | -                     | -                     | -                     | -                     | -                       | -                   |
| Children 6 to 17 years only .....        | 245   | 131                             | 114               | -                     | -                     | -                     | -                     | -                     | -                     | -                     | -                       | -                   |
| Children under 6 years .....             | 131   | 131                             | -                 | -                     | -                     | -                     | -                     | -                     | -                     | -                     | -                       | -                   |
| Wife of head .....                       | 1 161   | 251                             | 188               | 467                   | 191                   | 64                    | -                     | -                     | -                     | -                     | -                       | -                   |
| No children under 18 years .....         | 465   | -                               | -                 | 338                   | 127                   | -                     | -                     | -                     | -                     | -                     | -                       | -                   |
| Children 6 to 17 years only .....        | 439   | 188                             | 124               | 64                    | 64                    | -                     | -                     | -                     | -                     | -                     | -                       | -                   |
| Children under 6 years .....             | 257   | 64                              | 64                | 66                    | -                     | 64                    | -                     | -                     | -                     | -                     | -                       | -                   |
| Other family member .....                | -   | -                               | -                 | -                     | -                     | -                     | -                     | -                     | -                     | -                     | -                       | -                   |
| Unrelated individual .....               | 725   | 122                             | 140               | 195                   | 134                   | 70                    | -                     | 64                    | -                     | -                     | -                       | -                   |

<sup>1</sup> Persons 16 to 64 years, not in school.

**Table 27. Annual Wage and Salary Earnings of Part-Year and Part-Time Wage and Salary Workers, by Major Occupation and Industry Groups of Longest Job: All Races**

(Limited to persons 16 to 64 years, not in school)

| Major Occupation and Industry Groups of Longest Job in Last 12 Months | Total part-year and part-time wage and salary workers | Annual wage and salary earnings |                |                    |                    |                    |                    |                    |                    |                    |                      |                  |
|---|---|---------------------------------|----------------|--------------------|--------------------|--------------------|--------------------|--------------------|--------------------|--------------------|----------------------|------------------|
|   |   | Less than \$500                 | \$500 to \$999 | \$1,000 to \$1,999 | \$2,000 to \$2,999 | \$3,000 to \$3,999 | \$4,000 to \$4,999 | \$5,000 to \$5,999 | \$6,000 to \$7,499 | \$7,500 to \$9,999 | \$10,000 to \$14,999 | \$15,000 or more |
| <b>MAJOR OCCUPATION GROUP OF LONGEST JOB</b>                          |   |                                 |                |                    |                    |                    |                    |                    |                    |                    |                      |                  |
| Total, part-year and part-time workers .....                          | 10 717  | 2 347                           | 2 657          | 2 602              | 1 536              | 1 044              | 156                | 176                | 138                | 60                 | -                    | -                |
| Professional and technical .....                                      | 538   | -                               | 218            | 254                | -                  | 67                 | -                  | -                  | -                  | -                  | -                    | -                |
| Managerial and administrative .....                                   | -   | -                               | -              | -                  | -                  | -                  | -                  | -                  | -                  | -                  | -                    | -                |
| Sales .....   | 688   | 200                             | 136            | 67                 | 67                 | 154                | -                  | 63                 | -                  | -                  | -                    | -                |
| Clerical .....  | 2 161   | 649                             | 650            | 318                | 356                | 64                 | -                  | 64                 | -                  | -                  | -                    | -                |
| Craftsmen and foremen .....   | 443   | 67                              | -              | -                  | 64                 | 180                | 63                 | -                  | 69                 | 60                 | -                    | -                |
| Operatives, except transportation .....                               | 1 601   | 378                             | 200            | 600                | 287                | 88                 | -                  | 49                 | -                  | -                  | -                    | -                |
| Transport equipment operatives .....                                  | 660   | -                               | 148            | -                  | 324                | 94                 | 93                 | -                  | -                  | -                  | -                    | -                |
| Laborers, except farm .....   | 963   | 247                             | 161            | 337                | 91                 | 126                | -                  | -                  | -                  | -                  | -                    | -                |
| Service workers, except private household .....                       | 2 192   | 393                             | 552            | 759                | 282                | 205                | -                  | -                  | -                  | -                  | -                    | -                |
| Private household workers .....                                       | 1 392   | 335                             | 592            | 267                | 64                 | 66                 | -                  | -                  | 69                 | -                  | -                    | -                |
| Farmers and farm managers .....                                       | -   | -                               | -              | -                  | -                  | -                  | -                  | -                  | -                  | -                  | -                    | -                |
| Farm laborers and foremen .....                                       | 80  | 80                              | -              | -                  | -                  | -                  | -                  | -                  | -                  | -                  | -                    | -                |
| Not available .....   | -   | -                               | -              | -                  | -                  | -                  | -                  | -                  | -                  | -                  | -                    | -                |
| Male, total .....   | 4 038   | 534                             | 905            | 745                | 811                | 644                | 156                | 112                | 69                 | 60                 | -                    | -                |
| Professional and technical .....                                      | 215   | -                               | 94             | 121                | -                  | -                  | -                  | -                  | -                  | -                  | -                    | -                |
| Managerial and administrative .....                                   | -   | -                               | -              | -                  | -                  | -                  | -                  | -                  | -                  | -                  | -                    | -                |
| Sales .....   | 150   | -                               | -              | -                  | -                  | 88                 | -                  | 63                 | -                  | -                  | -                    | -                |
| Clerical .....  | 552   | 129                             | 136            | 67                 | 160                | -                  | -                  | -                  | -                  | 60                 | -                    | -                |
| Craftsmen and foremen .....   | 443   | 67                              | -              | -                  | 64                 | 180                | 63                 | -                  | 69                 | -                  | -                    | -                |
| Operatives, except transportation .....                               | 499   | -                               | 137            | 132                | 93                 | 88                 | -                  | 49                 | -                  | -                  | -                    | -                |
| Transport equipment operatives .....                                  | 660   | -                               | 148            | -                  | 324                | 94                 | 93                 | -                  | -                  | -                  | -                    | -                |
| Laborers, except farm .....   | 839   | 186                             | 161            | 274                | 91                 | 126                | -                  | -                  | -                  | -                  | -                    | -                |
| Service workers, except private household .....                       | 601   | 72                              | 228            | 152                | 80                 | 68                 | -                  | -                  | -                  | -                  | -                    | -                |
| Private household workers .....                                       | -   | -                               | -              | -                  | -                  | -                  | -                  | -                  | -                  | -                  | -                    | -                |
| Farmers and farm managers .....                                       | -   | -                               | -              | -                  | -                  | -                  | -                  | -                  | -                  | -                  | -                    | -                |
| Farm laborers and foremen .....                                       | 80  | 80                              | -              | -                  | -                  | -                  | -                  | -                  | -                  | -                  | -                    | -                |
| Not available .....   | -   | -                               | -              | -                  | -                  | -                  | -                  | -                  | -                  | -                  | -                    | -                |
| Female, total .....   | 6 679   | 1 814                           | 1 752          | 1 857              | 724                | 399                | -                  | 64                 | 69                 | -                  | -                    | -                |
| Professional and technical .....                                      | 324   | -                               | 124            | 133                | -                  | 67                 | -                  | -                  | -                  | -                  | -                    | -                |
| Managerial and administrative .....                                   | -   | -                               | -              | -                  | -                  | -                  | -                  | -                  | -                  | -                  | -                    | -                |
| Sales .....   | 537   | 200                             | 136            | 67                 | 67                 | 67                 | -                  | -                  | -                  | -                  | -                    | -                |
| Clerical .....  | 1 609   | 520                             | 513            | 251                | 197                | 64                 | -                  | 64                 | -                  | -                  | -                    | -                |
| Craftsmen and foremen .....   | 443   | 67                              | -              | -                  | 64                 | 180                | 63                 | -                  | 69                 | -                  | -                    | -                |
| Operatives, except transportation .....                               | 499   | -                               | 137            | 132                | 93                 | 88                 | -                  | 49                 | -                  | -                  | -                    | -                |
| Transport equipment operatives .....                                  | 660   | -                               | 148            | -                  | 324                | 94                 | 93                 | -                  | -                  | -                  | -                    | -                |
| Laborers, except farm .....   | 124   | 61                              | -              | 64                 | -                  | -                  | -                  | -                  | -                  | -                  | -                    | -                |
| Service workers, except private household .....                       | 1 591   | 320                             | 324            | 607                | 203                | 137                | -                  | -                  | -                  | -                  | -                    | -                |
| Private household workers .....                                       | 1 392   | 335                             | 592            | 267                | 64                 | 66                 | -                  | -                  | 69                 | -                  | -                    | -                |
| Farmers and farm managers .....                                       | -   | -                               | -              | -                  | -                  | -                  | -                  | -                  | -                  | -                  | -                    | -                |
| Farm laborers and foremen .....                                       | -   | -                               | -              | -                  | -                  | -                  | -                  | -                  | -                  | -                  | -                    | -                |
| Not available .....   | -   | -                               | -              | -                  | -                  | -                  | -                  | -                  | -                  | -                  | -                    | -                |
| <b>MAJOR INDUSTRY GROUP OF LONGEST JOB</b>                            |   |                                 |                |                    |                    |                    |                    |                    |                    |                    |                      |                  |
| Male, total .....   | 4 038   | 534                             | 905            | 745                | 811                | 644                | 156                | 112                | 69                 | 60                 | -                    | -                |
| <b>Private Wage and Salary Worker</b>                                 |   |                                 |                |                    |                    |                    |                    |                    |                    |                    |                      |                  |
| Agriculture, forestry, and fisheries .....                            | 80  | 80                              | -              | -                  | -                  | -                  | -                  | -                  | -                  | -                  | -                    | -                |
| Mining .....  | -   | -                               | -              | -                  | -                  | -                  | -                  | -                  | -                  | -                  | -                    | -                |
| Construction .....  | 445   | 61                              | 66             | 60                 | 91                 | 96                 | -                  | -                  | 69                 | -                  | -                    | -                |
| Durable goods manufacturing .....                                     | 318   | -                               | 74             | -                  | 93                 | 88                 | 63                 | -                  | -                  | -                  | -                    | -                |
| Nondurable goods manufacturing .....                                  | 341   | -                               | -              | 127                | 67                 | 147                | -                  | -                  | -                  | -                  | -                    | -                |
| Transportation, communication, and other public utilities .....       | 380   | -                               | -              | 70                 | 74                 | 94                 | 93                 | 49                 | -                  | -                  | -                    | -                |
| Wholesale and retail trade .....                                      | 682   | 126                             | 337            | 69                 | -                  | 88                 | -                  | 63                 | -                  | -                  | -                    | -                |
| Finance, insurance, and real estate .....                             | 60  | 60                              | -              | -                  | -                  | -                  | -                  | -                  | -                  | -                  | -                    | -                |
| Business and repair services .....                                    | 854   | 135                             | 153            | 149                | 353                | 64                 | -                  | -                  | -                  | -                  | -                    | -                |
| Personal services .....   | 347   | -                               | 70             | 209                | -                  | 68                 | -                  | -                  | -                  | -                  | -                    | -                |
| Professional services and entertainment .....                         | 278   | 72                              | 205            | -                  | -                  | -                  | -                  | -                  | -                  | -                  | -                    | -                |
| <b>Government<sup>1</sup></b>   |   |                                 |                |                    |                    |                    |                    |                    |                    |                    |                      |                  |
| Educational services .....  | 61  | -                               | -              | 61                 | -                  | -                  | -                  | -                  | -                  | -                  | -                    | -                |
| All other government services .....                                   | 193   | -                               | -              | -                  | 133                | -                  | -                  | -                  | -                  | 60                 | -                    | -                |
| Not available .....   | -   | -                               | -              | -                  | -                  | -                  | -                  | -                  | -                  | -                  | -                    | -                |
| Female, total .....   | 6 679   | 1 814                           | 1 752          | 1 857              | 724                | 399                | -                  | 64                 | 69                 | -                  | -                    | -                |
| <b>Private Wage and Salary Worker</b>                                 |   |                                 |                |                    |                    |                    |                    |                    |                    |                    |                      |                  |
| Agriculture, forestry, and fisheries .....                            | -   | -                               | -              | -                  | -                  | -                  | -                  | -                  | -                  | -                  | -                    | -                |
| Mining .....  | -   | -                               | -              | -                  | -                  | -                  | -                  | -                  | -                  | -                  | -                    | -                |
| Construction .....  | -   | -                               | -              | -                  | -                  | -                  | -                  | -                  | -                  | -                  | -                    | -                |
| Durable goods manufacturing .....                                     | 200   | 67                              | -              | 67                 | 66                 | -                  | -                  | -                  | -                  | -                  | -                    | -                |
| Nondurable goods manufacturing .....                                  | 595   | 131                             | -              | 400                | 64                 | -                  | -                  | -                  | -                  | -                  | -                    | -                |
| Transportation, communication, and other public utilities .....       | 67  | 67                              | -              | -                  | -                  | -                  | -                  | -                  | -                  | -                  | -                    | -                |
| Wholesale and retail trade .....                                      | 1 687   | 634                             | 388            | 334                | 64                 | 267                | -                  | -                  | -                  | -                  | -                    | -                |
| Finance, insurance, and real estate .....                             | 191   | -                               | 64             | 61                 | 67                 | -                  | -                  | -                  | -                  | -                  | -                    | -                |
| Business and repair services .....                                    | 199   | 69                              | -              | -                  | 67                 | -                  | -                  | 64                 | -                  | -                  | -                    | -                |
| Personal services .....   | 2 123   | 585                             | 727            | 545                | 130                | 66                 | -                  | -                  | 69                 | -                  | -                    | -                |
| Professional services and entertainment .....                         | 523   | 130                             | 64             | 196                | 154                | -                  | -                  | -                  | -                  | -                  | -                    | -                |
| <b>Government<sup>1</sup></b>   |   |                                 |                |                    |                    |                    |                    |                    |                    |                    |                      |                  |
| Educational services .....  | 649   | 130                             | 387            | -                  | 132                | -                  | -                  | -                  | -                  | -                  | -                    | -                |
| All other government services .....                                   | 444   | -                               | 123            | 255                | 67                 | -                  | -                  | -                  | -                  | -                  | -                    | -                |
| Not available .....   | -   | -                               | -              | -                  | -                  | -                  | -                  | -                  | -                  | -                  | -                    | -                |

<sup>1</sup> Government class of worker.