


A UNITED STATES  
DEPARTMENT OF  
**COMMERCE**  
PUBLICATION



PHC(3)-36

# Employment Profiles of Selected Low-Income Areas

ATLANTA, GA.



## 1970 CENSUS OF POPULATION AND HOUSING

U.S. DEPARTMENT  
OF COMMERCE  
BUREAU OF  
THE CENSUS

# U.S. DEPARTMENT OF COMMERCE

Maurice H. Stans, Secretary  
James T. Lynn, Under Secretary  
Harold C. Passer, Assistant Secretary for Economic Affairs

## BUREAU OF THE CENSUS

George Hay Brown, Director  
Joseph R. Wright, Jr., Deputy Director  
Conrad Taeuber, Associate Director  
David L. Kaplan, 1970 Census Coordinator

## DEMOGRAPHIC SURVEYS DIVISION

Daniel B. Levine, Chief

**ACKNOWLEDGMENTS**—Many persons participated in the various activities of the 1970 census. Primary direction of the program was performed by Conrad Taeuber, Associate Director for Demographic Fields, assisted by David L. Kaplan, 1970 Census Coordinator, and in conjunction with Joseph F. Daly, then Associate Director for Research and Methodology, William I. Merkin, Associate Director for Administration, and Paul R. Squires, Associate Director for Data Collection and Statistical Processing.

The Census Employment Survey was planned and directed in the Demographic Surveys Division under the supervision of Daniel B. Levine, by Earle J. Gerson, Assistant Division Chief. This report was developed and written by George Gray, Kenneth R. Brimmer, and Gloria F. Tobor. The procedures for processing the data shown in this report were prepared under the direction of Jervis Braunstein, Assistant Division Chief; Orville Fisher and Leonard Goldberg were responsible for the manual procedures and Alfonso Episcopo and Merritte Woodward for the computer procedures.

The Statistical Methods Division was responsible for sample design, quality control, estimation procedures and the estimates of reliability. This work was performed under the supervision of Joseph Waksberg, Chief, Robert H. Hanson and Morton Boisen, Assistant Division Chiefs, assisted by Barbara Ann Boyes and Peter A. Bounpane. Listing procedures were prepared by Irene C. Montie.

Data collection activities were administered in the Field Division under the Supervision of Paul R. Squires, then Chief, and Richard C. Burt, then Assistant Division Chief, by James L. Johnson, Alvin L. Etzler, and Alfred J. Giglitto, and with the assistance of the directors of the Bureau's Data Collection Centers.

Manual processing, microfilming, and data punching of the questionnaires were performed by the Jeffersonville Census Operations Division under the supervision of Joseph F. Arbena, then Chief, and Reese P. Helmer, Assistant Division Chief. The clerical operations carried out at the Bureau's facility in Pittsburg, Kans., were supervised by Francis Allai and Robert Allen.

Computer processing was performed in the Computer Facilities Division under the supervision of James R. Pepal, Chief, and E. Richard Bourdon and James W. Shores, Assistant Division Chiefs.

Delineation of urban areas was done under the direction of Arno I. Winard, by Donald Fowles, Frederick J. Cavanaugh, Mark Littman, and Antoinette Weir, of the Population Division, Herman P. Miller, Chief.

The maps used for this survey were developed in the Geography Division, under the supervision of William T. Fay, then Chief, Robert C. Klove, Assistant Division Chief, and Ross E. Vaughn.

Publication planning, editing, and printing were performed in the Administrative and Publications Services Division, Cecil B. Matthews, Chief, under the direction of Raymond J. Koski, Assistant Chief, by Gerald A. Mann and Julia H. Moring.

Important contributions were made by Robert L. Stein and Stuart Garfinkle of the U.S. Department of Labor in the designation of the metropolitan areas covered in this Survey, and by Stanley Knebel of that Department and Gene Rowe of the U.S. Department of Agriculture in the designation of the rural areas. Mr. Stein and Mr. Rowe also developed the table specifications for the metropolitan and rural area reports, respectively.

Library of Congress Card No. 72-183144

### SUGGESTED CITATION

U.S. Bureau of the Census  
Census of Population: 1970  
EMPLOYMENT PROFILES OF SELECTED  
LOW-INCOME AREAS  
Final Report PHC(3)-36 Atlanta, Ga.

U.S. Government Printing Office  
Washington, D.C. 1971

For sale by the  
Superintendent of Documents  
U.S. Government Printing Office  
Washington, D.C. 20402, or any  
Department of Commerce Field Office.

Price \$1.50



## LIST OF PHC(3) REPORTS

**Report  
number**

**Area**

- 1 United States Summary—Urban Areas
- 2 New York, N.Y.—All Survey Areas
- 3 New York, N.Y.—Puerto Rican Population of Survey Areas
- 4 Manhattan Borough, New York City—Summary
- 5 Manhattan Borough, New York City—Area I
- 6 Manhattan Borough, New York City—Area II
- 7 Brooklyn Borough, New York City—Summary
- 8 Brooklyn Borough, New York City—Area I
- 9 Brooklyn Borough, New York City—Area II
- 10 Brooklyn Borough, New York City—Area III
- 11 Bronx Borough, New York City
- 12 Queens Borough, New York City
- 13 Los Angeles, Calif.—Summary
- 14 Los Angeles, Calif.—Area I
- 15 Los Angeles, Calif.—Area II
- 16 Chicago, Ill.—Summary
- 17 Chicago, Ill.—Area I
- 18 Chicago, Ill.—Area II
- 19 Philadelphia, Pa.—Summary
- 20 Philadelphia, Pa.—Area I
- 21 Philadelphia, Pa.—Area II
- 22 Detroit, Mich.
- 23 San Francisco, Calif.
- 24 Washington, D.C.
- 25 Boston, Mass.
- 26 Pittsburgh, Pa.
- 27 St. Louis, Mo.
- 28 Baltimore, Md.
- 29 Cleveland, Ohio
- 30 Houston, Tex.
- 31 Newark, N.J.
- 32 Dallas, Tex.
- 33 Minneapolis, Minn.
- 34 St. Paul, Minn.
- 35 Milwaukee, Wis.
- 36 Atlanta, Ga.
- 37 Cincinnati, Ohio
- 38 Buffalo, N.Y.

**Report  
number**

**Area**

- 39 San Diego, Calif.
- 40 Miami, Fla.
- 41 Kansas City, Mo.
- 42 Denver, Colo.
- 43 Indianapolis, Ind.
- 44 New Orleans, La.
- 45 Oakland, Calif.
- 46 Tampa, Fla.
- 47 Portland, Oreg.
- 48 Phoenix, Ariz.
- 49 Columbus, Ohio
- 50 San Antonio, Tex.
- 51 Dayton, Ohio
- 52 Rochester, N.Y.
- 53 Louisville, Ky.
- 54 Memphis, Tenn.
- 55 Fort Worth, Tex.
- 56 Birmingham, Ala.
- 57 Toledo, Ohio
- 58 Akron, Ohio
- 59 Norfolk, Va.
- 60 Oklahoma City, Okla.
- 61 Jersey City, N.J.
- 62 Providence, R.I.
- 63 Omaha, Nebr.
- 64 Youngstown, Ohio
- 65 Tulsa, Okla.
- 66 Charlotte, N.C.
- 67 Wichita, Kans.
- 68 Bridgeport, Conn.
- 69 Selected Rural Counties in Alabama
- 70 Selected Rural Counties in Appalachia
- 71 Selected Rural Counties in Arkansas
- 72 Selected Rural Counties in California
- 73 Selected Rural Counties in Missouri
- 74 Selected Rural Counties in North Carolina
- 75 Selected Rural Counties in New Mexico
- 76 Zuni Reservation, N. Mex.



# CONTENTS

## EMPLOYMENT PROFILES OF SELECTED LOW-INCOME AREAS Atlanta, Ga.

Tables 1 to 54 listed here omit the suffix letters which appear as part of the table numbers and denote the ethnic groups covered in this report, as follows:

Table 1. All Races  
1a. Negro

| MAPS |  | City Showing Census Employment Survey Area | page |
|------|--|--|------|
|      |  | Census Employment Survey Area              | XII  |
|      |  |  | XIII |

| TABLE                          |  | page | TABLE   |  | page |
|--------------------------------|--|------|---|--|------|
| <b>GENERAL CHARACTERISTICS</b> |  |      | <b>GENERAL CHARACTERISTICS—Con.</b>   |  |      |
| A                              | Demographic Characteristics of Civilian Non-institutional Population                                     | 1    | L   | Installment Debt and Charges for Rent, Mortgages, and Utilities  | 10   |
| B                              | Family Size and Composition of Civilian Noninstitutional Population                                      | 1    | M   | Training, Employment, and Job-Seeking History of Civilian Noninstitutional Population  | 11   |
| C                              | Social Characteristics of Civilian Noninstitutional Population   | 2    | N   | Transportation of Civilian Noninstitutional Population   | 12   |
| D                              | Labor Force Characteristics of Civilian Non-institutional Population                                     | 3    | <b>CURRENT LABOR FORCE AND EMPLOYMENT STATUS BY DEMOGRAPHIC CHARACTERISTICS</b> |  |      |
| E                              | Earnings of Wage and Salary Workers on Full-Time Schedules, at Work Last Week                            | 4    | 1   | Labor Force Status<br>AGE AND SEX<br>FAMILY STATUS<br>EDUCATIONAL ATTAINMENT   | 13   |
| F                              | Characteristics of the Unemployed Civilian Noninstitutional Population                                   | 5    | 2   | Educational Attainment by Labor Force Status<br>AGE AND SEX<br>FAMILY STATUS   | 15   |
| G                              | Problems Affecting Job Holding and Job Seeking for Civilian Noninstitutional Population                  | 6    | 3   | Employment Status<br>AGE AND SEX<br>FAMILY STATUS<br>EDUCATIONAL ATTAINMENT  | 17   |
| H                              | Job Tenure, Annual Work Experience, Annual Earnings, and Income for Civilian Noninstitutional Population | 7    | 4   | Educational Attainment of the Employed<br>MAJOR OCCUPATION GROUP   | 19   |
| I                              | Total Family Income for Civilian Noninstitutional Population   | 8    | 5   | Major Occupation Group of the Employed<br>AGE AND SEX<br>FAMILY STATUS   | 21   |
| J                              | Extent of Poverty in Civilian Noninstitutional Population  | 8    | 6   | Age and Sex of Employed Persons<br>DETAILED OCCUPATION GROUP   | 23   |
| K                              | Extent of Poverty in Families of Civilian Noninstitutional Population                                    | 9    | 7   | Weekly Earnings of Full-Time Wage and Salary Workers, by Age and Sex, Family Status, Educational Attainment, and Family Size | 25   |

CONTENTS—Continued

| TABLE  | page  | TABLE  | page |
|--|---|--|------|
| <b>CURRENT LABOR FORCE AND EMPLOYMENT STATUS BY DEMOGRAPHIC CHARACTERISTICS—Con.</b> |   | <b>CURRENT LABOR FORCE AND EMPLOYMENT STATUS BY DEMOGRAPHIC CHARACTERISTICS—Con.</b> |      |
| 8  | Weekly Earnings of Full-Time Wage and Salary Workers, by Major Occupation and Industry Groups and Hours of Work   | 27   |      |
| 9  | Hourly Earnings of Full-Time Wage and Salary Workers, by Age and Sex, Family Status, Educational Attainment, and Family Size  | 31   |      |
| 10   | Hourly Earnings of Full-Time Wage and Salary Workers, by Major Occupation and Industry Groups and Hours of Work   | 33   |      |
| 11   | Usual Place of Work and Method of Transportation, by Major Occupation and Industry Groups and Family Status   | 37   |      |
| 12   | Usual Place of Work and Method of Transportation, by Weekly and Hourly Earnings and by Full- or Part-Time Employment Status   | 41   |      |
| 13   | Cost of Public Transportation to Work<br>WEEKLY EARNINGS<br>HOURLY EARNINGS<br>FAMILY STATUS  | 43   |      |
| 14   | Persons Not in the Labor Force and Their Desire for Work<br>AGE AND SEX<br>FAMILY STATUS<br>EDUCATIONAL ATTAINMENT  | 45   |      |
| 15   | Persons Not in the Labor Force Who Want, Might Want, or Would Want a Regular Job Now, and Reason Not Seeking Work<br>AGE AND SEX<br>FAMILY STATUS<br>EDUCATIONAL ATTAINMENT                                 | 47   |      |
| 16   | When Persons Not in the Labor Force Last Worked at a Regular Job<br>AGE AND SEX<br>FAMILY STATUS<br>EDUCATIONAL ATTAINMENT<br>MAJOR OCCUPATION GROUP OF LAST REGULAR JOB                                    | 49   |      |
| 17   | Persons Not in the Labor Force Who Worked Within the Last 5 Years and Reason For Leaving Last Job<br>AGE AND SEX<br>FAMILY STATUS<br>EDUCATIONAL ATTAINMENT<br>MAJOR OCCUPATION GROUP OF LAST REGULAR JOB   | 53   |      |
| 18   | Persons Not in the Labor Force Who Worked Within the Last 12 Months and Reason for Leaving Last Job<br>AGE AND SEX<br>FAMILY STATUS<br>EDUCATIONAL ATTAINMENT<br>MAJOR OCCUPATION GROUP OF LAST REGULAR JOB | 57   |      |
| <b>WORK EXPERIENCE IN LAST 12 MONTHS</b>   |   | <b>WORK EXPERIENCE IN LAST 12 MONTHS</b>   |      |
| 19   | Work Experience in Last 12 Months<br>AGE AND SEX<br>FAMILY STATUS<br>EDUCATIONAL ATTAINMENT   | 61   |      |
| 20   | Work Experience in Last 12 Months of Wage and Salary Workers<br>MAJOR OCCUPATION GROUP<br>MAJOR INDUSTRY GROUP<br>ANNUAL WAGE AND SALARY EARNINGS   | 63   |      |
| 21   | Extent of Unemployment in Last 12 Months of Part-Year Workers<br>AGE AND SEX<br>FAMILY STATUS<br>EDUCATIONAL ATTAINMENT   | 67   |      |
| 22   | Extent of Unemployment in Last 12 Months of Part-Year Wage and Salary Workers<br>MAJOR OCCUPATION AND INDUSTRY GROUPS OF LONGEST JOB<br>ANNUAL WAGE AND SALARY EARNINGS                                     | 69   |      |
| 23   | Main Reason for Less Than Full-Year Work<br>AGE AND SEX<br>FAMILY STATUS<br>EDUCATIONAL ATTAINMENT  | 73   |      |
| 24   | Annual Wage and Salary Earnings of Year-Round Wage and Salary Workers on Full-Time Schedules, by Age and Sex, Family Status, and Educational Attainment   | 75   |      |
| 25   | Annual Wage and Salary Earnings of Year-Round Wage and Salary Workers on Full-Time Schedules, by Major Occupation and Industry Groups of Longest Job  | 77   |      |
| 26   | Annual Wage and Salary Earnings of Part-Year and Part-Time Wage and Salary Workers, by Age and Sex, and Family Status   | 79   |      |

CONTENTS—Continued

| TABLE   | page   | TABLE  | page                      |  |     |
|---|--|--|---------------------------|--|-----|
| <b>WORK EXPERIENCE IN LAST 12 MONTHS—Con.</b> |  | <b>JOB TRAINING AND WORK EXPERIENCE—Con.</b> |                           |  |     |
| 27  | Annual Wage and Salary Earnings of Part-Year and Part-Time Wage and Salary Workers, by Major Occupation and Industry Groups of Longest Job                       | 81   | 39                        | Major Occupation Group of Current Job of Males Employed on Full-Time Schedules   | 113 |
| 28  | Principal Job-Seeking Methods Used by Part-Year Workers Seeking Work in the Last 12 Months, by Age and Sex, Family Status, and Educational Attainment            | 83   | <b>INCOME</b>             |  |     |
| 29  | Principal Job-Seeking Methods Used by Part-Year Workers Seeking Work in the Last 12 Months, by Major Occupation and Industry Groups and Duration of Unemployment | 85   | 40                        | Size of Family<br>FAMILY INCOME  | 117 |
| 30  | Lowest Weekly Pay Acceptable to Part-Year Workers Seeking Work in the Last 12 Months, by Age and Sex, Family Status, and Educational Attainment                  | 89   | 41                        | Number of Children Under 18 Years<br>FAMILY INCOME   | 119 |
| 31  | Lowest Weekly Pay Acceptable to Part-Year Workers Seeking Work in the Last 12 Months, by Major Occupation and Industry Groups and Duration of Unemployment       | 91   | 42                        | Fixed Monthly Expenses<br>FAMILY INCOME  | 121 |
| <b>JOB TRAINING AND WORK EXPERIENCE</b>       |  | 43   | 43                        | Monthly Charges for Mortgages, Rent, and Utilities, by Family Income   | 123 |
| 32  | Extent of Job Training, by Age, Sex, and Educational Level   | 95   | 44                        | Age and Education of Head<br>FAMILY INCOME   | 125 |
| 33  | Extent of Job Training, by Major Occupation Group of Current Job   | 97   | 45                        | Age of Education of Unrelated Individuals<br>INCOME OF UNRELATED INDIVIDUALS   | 127 |
| 34  | Extent of Job Training of Males, by Median Hourly Earnings   | 101  | 46                        | Number of Earners and Nonearners<br>FAMILY INCOME  | 129 |
| 35  | Tenure of Current Job of Wage and Salary Workers on Full-Time Schedules, by Age and Sex, Family Status, and Educational Attainment                               | 103  | 47                        | Source of Income<br>FAMILY INCOME  | 131 |
| 36  | Tenure of Current Job of Wage and Salary Workers on Full-Time Schedules, by Major Occupation and Industry Groups and Weekly Earnings                             | 105  | 48                        | Detailed Source of Income<br>FAMILY INCOME FROM SPECIFIC SOURCES   | 133 |
| 37  | Age and Sex of Those Currently Employed Full Time, by Occupation and Tenure of First Regular Full-Time Job Since Leaving School                                  | 109  | 49                        | Work Experience of Head in Last 12 Months<br>FAMILY INCOME   | 135 |
| 38  | Age and Sex of Those Currently Employed Full Time, by Occupation and Tenure of Longest Job Since Leaving School  | 111  | 50                        | Major Occupation Group of Head's Longest Job in Last 12 Months<br>FAMILY INCOME  | 137 |
|   |  |  | 51                        | Total Family Income by Wage and Salary Earnings of Family Head and by Year-Round Full-Time Workers and Part-Year and Part-Time Workers | 139 |
|   |  |  | <b>MIGRATION PATTERNS</b> |  |     |
|   |  |  | 52                        | Residential Mobility of Family Head, by Total Family Income  | 143 |
|   |  |  | 53                        | Residential Mobility of Family Head, by Size and Composition of Family   | 145 |
|   |  |  | 54                        | Residential Mobility of Family Heads and Unrelated Individuals<br>AGE AND SEX<br>EDUCATIONAL ATTAINMENT                                | 147 |

# INTRODUCTION

## APPENDICES

|    |   |        |
|----|---|--------|
| A. | Definitions and Explanations of Subject Characteristics . . . | App-1  |
| B. | Sample Design, Estimation, and Reliability of Estimates . .   | App-7  |
| C. | Forms Used for Census Employment Survey . . . . .             | App-9  |
| D. | Publication and Computer Summary Tape Program . . . . .       | App-30 |

|  |      |
|--|------|
| <b>GENERAL</b> . . . . .   | VI   |
| Content of the tables . . . . .                                      | VI   |
| Derived figures . . . . .  | VII  |
| Symbols . . . . .  | VII  |
| <b>DATA COLLECTION PROCEDURES</b> . . . . .                          | VII  |
| Selection of low-income area . . .                                   | VII  |
| Selection and training of personnel . . . . .                        | VIII |
| Quality control of data collection . . . . .                         | VIII |
| Interviewing . . . . .   | VIII |
| <b>PROCESSING PROCEDURES</b> . . . . .                               | IX   |
| Clerical editing and coding . . . . .                                | IX   |
| Creation of computer record file . . . . .                           | IX   |
| Editing of unacceptable data . . . . .                               | IX   |
| <b>SELECTED CHARACTERISTICS OF THE SURVEY IN THIS AREA</b> . . . . . | X    |

### GENERAL

This report presents statistics from the Census Employment Survey (CES), conducted as part of the overall program of the 1970 Census of Population and Housing. Detailed socioeconomic information on employment related problems was collected in each of 60 urban and seven rural areas, identified first by reference to 1960 Census data and subsequently corroborated by a variety of local sources as likely to contain relatively high proportions of persons with low income. This method of selecting the areas to be studied was used because the timing of the study precluded the use of up-to-date data from the 1970 Census and the needs of the study dictated current area appraisals. The designated areas used in the CES, therefore, differ from and are not to be confused with other low income or poverty areas that have been defined in the past for other purposes or that may be defined

subsequently using information from the 1970 Decennial Census.

The need for this program developed during the final Cabinet level review of the subject content of the 1970 Census when it became clear that the Census questionnaire could not be expanded to fulfill all of the needs for data to assist in guiding Government programs in the fields of labor, housing, education, and welfare for certain critical target groups—people residing in areas having substantial numbers of families with low incomes. More extensive information was needed on such subjects as employment, unemployment, training for work, job-seeking methods, job tenure, sources and level of income, residential mobility, transportation to work, and on all factors considered deterrents to employment. Therefore, the Census Employment Survey was developed to obtain this information from persons living in 60 selected areas<sup>1</sup> in 51 of the Nation's largest cities and in seven rural areas.

The questionnaire and tabulation requirements of the CES in general followed the pattern established earlier by the Urban Employment Survey (UES). The areas included in the UES were in all cases smaller than the areas covered by the CES.

The UES was set up in 1968 through the joint efforts of the Manpower Administration, the Bureau of Labor Statistics, and the Bureau of the Census to examine similar kinds of problems for persons living in areas covered by the Concentrated Employment Program (CEP) of the Department

<sup>1</sup>The CES areas were defined as sets of contiguous tracts that were identified as having a high proportion of families with "low income." For the most part there was only one set but in several instances more than one set of tracts were designated as the CES area. For a more detailed description of the selection process see page VII - "Selection of Low-Income Area."

of Labor. All of the manpower and job development programs in these areas had been combined under one administrative structure in order to concentrate their impact. The UES was conducted in six cities from July 1968 to July 1970. Results of the Urban Employment Survey have been published by the Bureau of Labor Statistics and may be obtained by writing to the Commissioner of the Bureau of Labor Statistics or any of the BLS Regional Offices (New York, Chicago, Atlanta, Dallas, and San Francisco).

This series on the Census Employment Survey consists of 76 separate reports covering each individual area and nine combined reports including a U.S. Summary for the urban areas. A list of the areas and the reports appears on page II.

**Content of the tables.**—Tables A to N present general demographic characteristics of the population by the most important labor force and socioeconomic factors. These tables include data for each race and Spanish origin group comprising 5 percent or more of the area's population, as measured by the 1970 Census of Population and Housing. In general, each table will be presented for the total population of the area, for the Negro population of the area, and the white population of the area. Whenever the proportion of persons of Spanish origin is 5 percent or more, the white group will be subdivided into white Spanish and other white. In most instances figures for other races (American Indian, Chinese, Japanese, etc.) can only be obtained by subtraction from the total. However, in the few instances where they comprise 5 percent or more of the population, they will be shown separately as "Other."

Tables 1 to 18 of the detailed characteristics tables present current labor force and employment status statistics by detailed demographic

categories. Since these and the following detailed characteristic tables provide significantly greater detail in the form of cross classifications than tables A to N, they are restricted to those race and Spanish origin groups representing 20 percent or more of the area's population. Their presentation for a group of less than 20 percent of the total population would result in many categories with no information.

Tables 19 to 31 present the same detailed demographic characteristics as tables 1 to 18 by the work experience of the population in the last 12 months. Information on job training and work history of the population is presented in tables 32 to 39. Detailed statistics on family income and the migration pattern of the residents of this area are presented in tables 40 to 54.

All tables are for persons 16 years of age or older unless specifically indicated otherwise.

The subcategories do not always add to the totals because of rounding the weighted figures to whole integers.

**Derived figures.**—This report presents data for medians as well as percents and rates. The median is the middle value in a distribution of values; i.e., the median divides the distribution into two equal parts—one-half of the cases fall below the median and one-half the cases fall above the median value. When the median falls in the last category of a distribution, the method of presentation is to show the lower limit of the category followed by a plus sign. For example, if the median falls in the category "65 years and over," it is shown as "65+."

**Symbols.**—The symbols used in these reports are "—", "NA", and in a few cases "Z". A dash (—) signifies zero or no data for that cell. "NA" means not applicable and is used, for example, when a median line is shown but the

information to be presented is a percent. "Z" is used in those few reports where figures are shown in "thousands." Whenever the total in a cell represents so small a number that it is rounded to zero, the "Z" is used. Thus, the "Z" means there is data and the "—" means there is no data in a specific category of a table.

#### DATA COLLECTION PROCEDURES

On the average, in each designated area interviews were obtained from about 5,400 persons 16 years of age or older residing in about 2,750 households. However, the areas ranged from a low of 2,300 households and 4,400 persons to a high of 3,700 interviewed households with over 7,000 sample persons. The interviewing operations lasted an average of 14 weeks, but the span of data collection activities ranged from 9 weeks to 20 weeks. Some areas began enumeration in early August, while others did not begin until mid-November. All, however, were completed by early March 1971. Overall, interviews were obtained from all but 3.7 percent of the designated occupied households.

For the area covered in this report, specific data for sample size, the interviewing period, and the proportion of contacted households not participating in the survey are presented in the section "Selected Characteristics of the Survey in This Area."

**Selection of low-income area.**—Because of the timing of this project, 1970 census data could not be utilized in selecting urban areas for the Census Employment Survey. Fortunately the Bureau had an ongoing program of research to delineate areas with substantial numbers of persons with low incomes. This work was an extension of the Bureau's previous selection of such areas which used 1960 census data for the 101 Standard Metropolitan Statistical Areas (SMSA's) with a

1960 population of 250,000 or more. The areas were defined in terms of census tracts. Changes were made to these previously delineated areas based on more recent information acquired by the Bureau's staff from a wide variety of sources (e.g., area boundaries, and data pertaining to welfare programs, juvenile delinquency, illegitimate births, and housing conditions). Using this information, the Bureau made preliminary designations of the current areas and sent them to local experts for review. Efforts were made to solicit comments from the local person responsible for census tracts, the city planning commission, and any other agency or person recommended as knowledgeable in this area. A letter was sent to each of these persons or agencies explaining the purpose of the project and requesting suggestions for additions or deletions to the area. The recommendations received were subjected to further scrutiny by the Bureau's staff under a set of guidelines designed to assure some uniformity across the country. Thus, the final designations of the areas selected for the Census Employment Survey represent a synthesis of previous area designations, 1960 Census and other more recent socio-economic data, and the views of local knowledgeable agencies.

For 47 of the cities in this survey, a single CES survey area was selected consisting of all the census tracts meeting the criterion described above. (See pages XIII and XIV for a map and a list of the census tracts in this area.) In Chicago, Los Angeles, and Philadelphia, however, the tracts were subdivided into two separate CES survey areas per city. In New York City the tracts were subdivided into seven CES survey areas—three in Brooklyn Borough, two in Manhattan Borough, and one each in Queens Borough and Bronx Borough. Thus a total of 60 surveys were conducted in the 51 cities.

**Selection and training of personnel.—**

The Census Employment Survey was conducted in each area as soon as practicable after the completion of the decennial census operations. The great majority of the members of the CES data collection staff (area supervisors, crew leaders, and interviewers) were selected because they had held similar positions with the census and thus had some data-gathering experience.

The typical area office staff consisted of (a) an area supervisor, (b) a supervisory clerk, (c) three or four office clerks, (d) a crew leader for each five or six interviewers, (e) an interviewer for each one hundred assigned households. Most offices had six or seven crew leaders and from 30 to 35 interviewers. Each office had at least one person specially trained in selected quality control procedures. Overall supervision of the project was provided by personnel from the Census Bureau's permanent Data Collection Centers.

The actual data collection was preceded by an extensive training program, involving both home study and classroom work. Training for area supervisors lasted 1 week. Crew leaders received 7 days of training, including 1 day of actual interviewing experience. Interviewers were given 5 days of classroom lectures and one-half day of on-the-job training. The person selected for quality control attended the interviewer training and then received a 2-day special training session on quality control procedures. The area office staff attended either the crew leader's or the interviewer's training session and received additional specific instruction on the operations they were to perform.

**Quality control of data collection.—**

The quality of the results of the interviewing was controlled at two levels in the field. First, the crew

leader observed each interviewer at least twice and more often if needed. The first few completed forms returned by an interviewer also were reviewed carefully and thereafter all forms were scanned for completeness. Most importantly, the crew leader conducted a recheck by personal visit or telephone of one in every eight addresses assigned to the interviewer. These addresses were randomly selected and included units reported as "noninterview" as well as interviewed households. The purpose of the recheck was to make sure that interviewers were dealing properly with persons who did not wish to respond and that they had interviewed all members of the household who were 16 years of age or older. In addition, the crew leader revisited and obtained, if possible, an interview for all occupied households that were reported as "noninterview" by the interviewer. This served the dual purpose of reducing such non-interviews and acquainting the crew leader with ways to help the interviewers to obtain a high rate of completion.

The second level of control of quality was carried out in the area office. First, a complete edit of a portion of each interviewer's work was performed for each week he worked. In addition, the area office reviewed all of the interviewer's work for completeness.

Finally, a random group of addresses was selected from the entire area assignment and a specially trained interviewer (designated as a reinterviewer) returned to the household and conducted a complete reinterview with one of the persons contacted by the original interviewer. The reinterviewer was provided with the information that was originally collected. He conducted his interview and then checked his results against the information obtained by the original interviewer. If discrepancies were noted between the

two interviews, the reinterviewer attempted to reconcile the differences. Discrepancies were then corrected and the reasons reported. The addresses to be included in the reinterview were selected not only to provide a check on the work of the interviewer and crew leader, but also to obtain a measure of the overall quality of the data collected.

**Interviewing.—**Each area office was provided with a list of addresses of housing units and special places designated to be interviewed (see Appendix B, Sample Design, Estimation, and Reliability of Estimates). The office prepared a Control Card (CES-1) for each housing unit and each designated person in special places. (See appendix C for copies of the forms used in CES.) These were grouped geographically by crew leader district. The crew leader then assigned a set of Control Cards to each interviewer in his district. The survey was conducted by personal visit to each address. The interviewer completed the Control Card by obtaining a complete list of all household members, as defined below, and some personal characteristics, such as birth date, sex, marital status, and educational attainment for all persons who were members of that household. In addition, information was gathered on selected housing characteristics—the number of rooms in the unit, whether it was owned or rented, the amounts of mortgage or rent payments, the amounts paid for monthly utilities, installment debt, and the number of cars the household had for its use. Next, a labor force questionnaire (CES-2) was completed for all civilian noninstitutional household members 16 years of age or older.

Any person, whether present or temporarily absent, whose usual place of residence was the sample address or who was staying at the address and had no usual place of residence else-

where, was considered a household member. This included all persons related to the head and any unrelated individuals living or staying there, but excluded Armed Forces members and inmates of penal or mental institutions or hospitals and homes providing long term care.

The Labor Force Questionnaire covers current employment or unemployment, current occupation, whether or not the person was employed during the past 12 months and, if so, at what occupation.

Both the Control Card and the Labor Force Questionnaire were completed by interviewing a responsible adult member 16 years of age or older. Each eligible person, however, was interviewed for himself for the Work History Booklet (CES-3). The subjects covered by this booklet were methods of seeking employment, job training, wages and salary and other income for the past 12 months, migration, earnings last week, transportation to work, and barriers to employment or advancement.

An average interview lasted about 60 minutes and covered two persons per household.

#### PROCESSING PROCEDURES

**Clerical editing and coding.**—The questionnaires were first edited for consistency and corrections made wherever possible in the Census Bureau facility at Pittsburg, Kans. In addition, certain information was transferred from the Control Card (CES-1) to the Labor Force Questionnaire (CES-2) for ease in subsequent processing.

The next step was to assign code categories to the various write-in entries. For example, individuals in sample units were grouped into families or other living arrangements; the sample person's birthplace was

converted into the State or country of birth; and the critical determination of the appropriate codes to represent the occupation and industry of the person's current job, longest job held during the last 12 months, first job and the longest job ever held were placed on the record. The industry and occupation codes were subject to a system of independent verification in which a randomly selected 5 percent of each production coder's work was precoded independently by two coders. Coders failing to meet and maintain standards were reassigned. Work units that were below standard were recoded. Because of the detailed training, close supervision, and stringent quality control procedures, the final overall error rate was estimated at 2 percent for the occupation and industry coding operation.

**Creation of computer record file.**—The Census Employment Survey was collected using two primary forms—the Labor Force Questionnaire (CES-2) and the Work History Booklet (CES-3). Because of their different natures, two separate processes were used to place the data on tape. These two sources were subsequently merged by matching separate data for each individual respondent into one continuous record. Finally, the merged record was subject to a further edit for consistency and completeness and adjusted to independent estimates of the population. (For a discussion of these procedures see "Estimation" in appendix B.)

The Labor Force Questionnaire (CES-2) was specially designed to be processed by FOSDIC (Film Optical Sensing Device for Input to Computers). Interviewers and coding clerks marked the answers in predesignated positions which could be "read" by FOSDIC, from a microfilm copy of the questionnaire, onto computer magnetic tape.

The Work History Booklet (CES-3) data on the other hand was punched directly on a magnetic tape using a data keying device to create a continuous record. Each data field to be punched was associated with a numerical key, for example, item 2 had the key 011. After the data was punched on tapes, the data was reformatted into a more conventional record layout deleting the data keys. The verification of this data keying showed that approximately 90 percent of all Work History Booklets keyed were entirely error free. The overall error rate for all information keyed was approximately 0.32 percent.

**Editing of unacceptable data.**—Although every attempt is made to avoid human and mechanical errors, they will occur in any survey operation, especially in one as large and complex as the Census Employment Survey. Such errors include failure to obtain required information from respondents, obtaining inconsistent or incorrect information, and recording information incorrectly. Sampling biases occur because some of the enumerators fail to follow sampling instructions properly. Errors can occur in the field review of the interviewer's work, in the clerical editing and coding of the questionnaires, in the electronic processing and, indeed, even in the final review and publication of the materials. Careful and extensive efforts have been made in this survey to keep the errors in each step at an acceptably low level. Review of the interviewer's work, verification of the manual coding and editing, checking the tabulated figures, and ratio estimation of sample data to control totals (as discussed in appendix B) reduced the effects of the errors. Clerical editing and coding operations provided an opportunity to correct obvious errors and to assign numerical codes to those items where editing and coding required the reading of written entries.

Wherever possible, edits for consistency within each questionnaire and between questionnaires were done in the computer. Allocations or assignments of acceptable codes were made where needed. This occurred most often when information for a given item was lacking, though it was also done when the information was inconsistent with that from other acceptable entries for a person. The general procedures for handling blanks or for correcting unacceptable entries was to assign an entry for the person that was consistent with the entries for other persons with similar social and economic characteristics.

An example of this procedure is the method used in this survey of assigning or allocating wage and salary income information. The process was carried out in the following steps:

1. The computer stored a person's reported wage and salary income information (an amount or none) by age (16-24, 25-55, 55+ yrs.), sex (male, female), and the number of weeks worked in the 12 months prior to the survey (1-26 wks., 27-52 wks.), and occupational classification (white collar, skilled and semiskilled, unskilled).
2. Each person's stored wage or salary income information was retained in the computer only until a succeeding person having the same characteristics and having wage and salary income information reported was processed through the computer. Then, the reported wage or salary income of the succeeding person was substituted for the wage and salary income information previously stored.
3. When a record being processed had no wage and salary income information reported or the entry was unacceptable, the wage and salary income information retained for

the last person who had the same set of characteristics on the variables shown in (1) above was inserted to replace the missing entry.

This process ensured that the distribution of the wage and salary income information assigned for persons for a given set of characteristics would correspond closely to the distribution of the wage and salary income information as actually reported in the survey for persons with the same set of characteristics living in the same area.

Similar procedures were used to allocate race, State or country of person's and parent's birth, and other sources of income.

Another type of allocation or assignment was also necessary; namely the assignment of a full set of work history characteristics for a person. This occurred if the interviewer was able to obtain the information needed to complete a Labor Force Questionnaire (CES-2) for a person but was not able to complete the Work History Booklet (CES-3) with the designated individual. A full set of entries from a Work History Booklet for a previously processed person with the same set of characteristics (age, sex, race, labor force status) was then assigned by the same process as used for the allocation of wage and salary information described above. The number of such allocations differed by geographic area, ranging from approximately 0.8 percent to 6.5 percent of sample persons. The overall rate of such substitution was 3.3 percent.

#### SELECTED CHARACTERISTICS OF THE SURVEY IN THIS AREA

The Census Employment Survey was conducted in 60 selected areas of 51 cities and in seven selected rural areas.

The period of interviewing differed considerably and some areas were completed even before others began. The primary consideration in the timing was the availability of the Census enumerators. The population sizes of the urban CES areas varied, ranging from a low of approximately 30,000 persons in the CES area of Youngstown, Ohio, who were 16 years of age or older to a high of 370,000 persons 16 or older in the Detroit, Mich., CES area. The racial and Spanish origin characteristics of the population were also very different from area to area. To enable the analyst to better interpret the data presented in the report, specific information is given below for this area on the above items together with selected noninterview and error rates.

Interviewing began in Atlanta, Ga., on August 10, 1970, and was completed by November 19, 1970. A total of 3,440 addresses was assigned of which 2,782 were occupied at the time of interview. The remainder were either vacant or proved not to be addresses having housing units. Interviews were obtained from all but 0.6 percent of the occupied households. Comparison of data for the area with the 1970 census indicates coverage of persons within households in this survey was not as complete as in the census. An estimated 91 percent of the males and 97 percent of the females enumerated in the census were included in this survey. A total of 5,442 household members 16 years of age or older lived in the interviewed households. Work History Booklets were completed for all but 0.5 percent of these persons.

The CES estimates for the total population 16 years of age or older in the tracts selected in Atlanta, Ga., is 131,619. Although not shown separately in the tables, an estimate of all race and Spanish origin groups in the area shows the following:

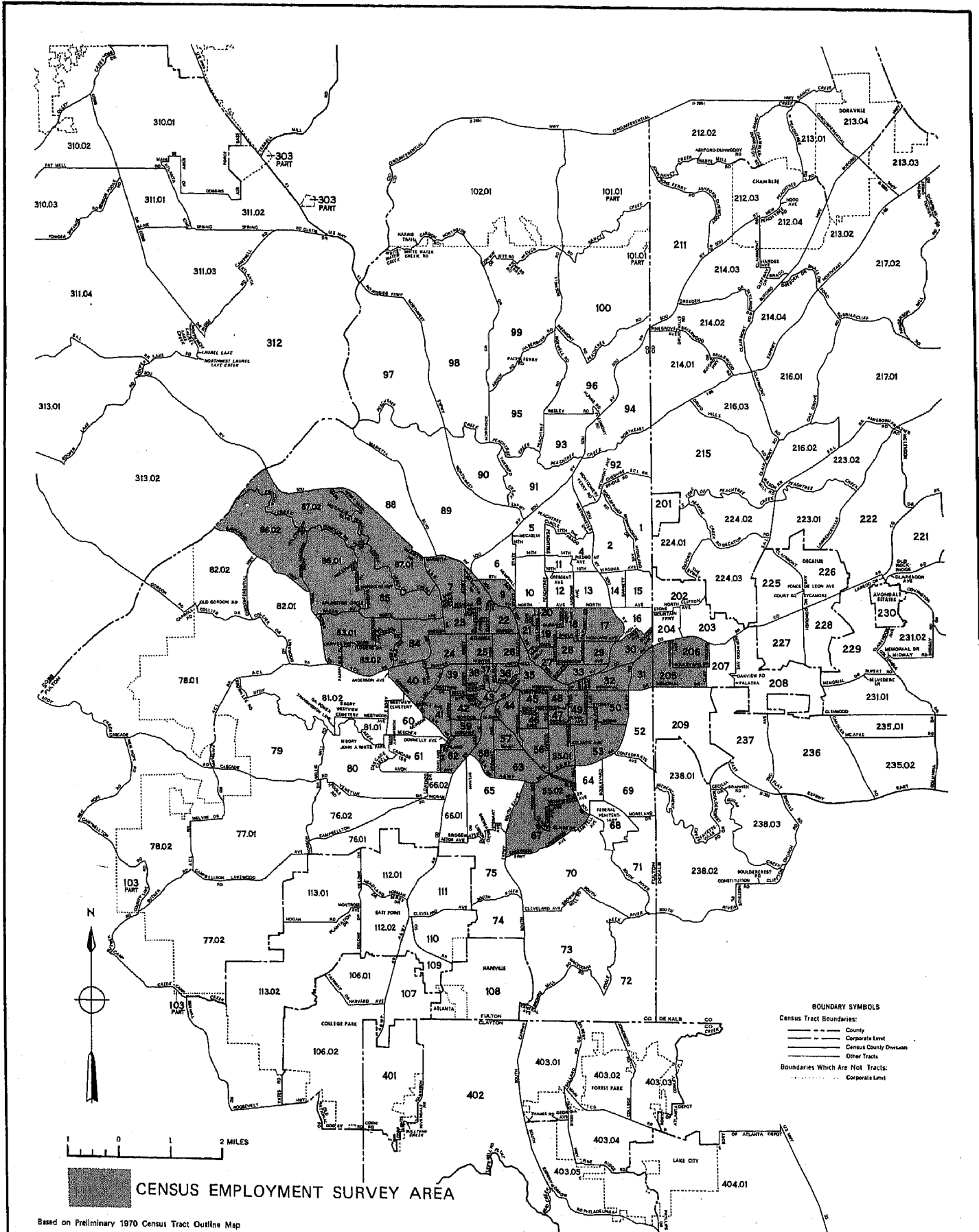


**Race/Origin Characteristics of CES Area: Atlanta, Ga.**

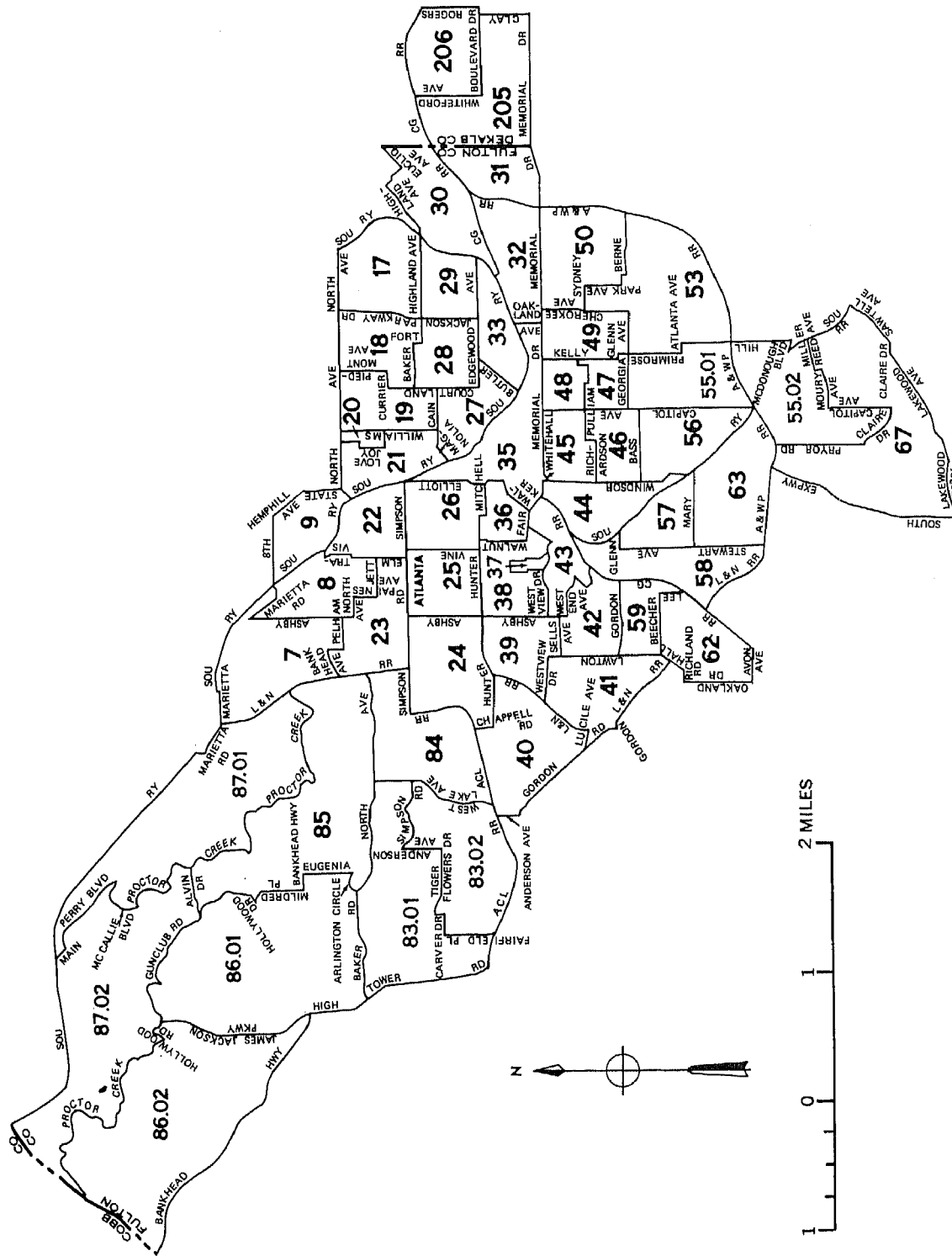
| Race                | Number  | Percent of CES Area <sup>1</sup> |
|---------------------|---------|----------------------------------|
| Total persons ..... | 131,619 | 100.0                            |
| Total Negro .....   | 109,056 | 82.9                             |
| Total white .....   | 22,287  | 16.9                             |
| Total other .....   | 277     | .2                               |

<sup>1</sup>Subtotals may not add to 100.0 because of rounding of weights.

City Showing Census Employment Survey Area



Census Employment Survey Area



BUREAU OF THE CENSUS

U. S. DEPARTMENT OF COMMERCE

**ATLANTA, GA.****Tract Composition of Census Employment Survey Area****1970 CENSUS TRACTS**

| Fulton County | Fulton County--Con. | Fulton County--Con. | De Kalb County |
|---------------|---------------------|---------------------|----------------|
| Tract 7       | Tract 30            | Tract 50            | Tract 205      |
| 8             | 31                  | 53                  | 206            |
| 9             | 32                  | 55.01               |                |
| 17            | 33                  | 55.02               |                |
| 18            | 35                  | 56                  |                |
| 19            | 36                  | 57                  |                |
| 20            | 37                  | 58                  |                |
| 21            | 38                  | 59                  |                |
| 22            | 39                  | 62                  |                |
| 23            | 40                  | 63                  |                |
| 24            | 41                  | 67                  |                |
| 25            | 42                  | 83.01               |                |
| 26            | 43                  | 83.02               |                |
| 27            | 44                  | 84                  |                |
| 28            | 45                  | 85                  |                |
| 29            | 46                  | 86.01               |                |
|               | 47                  | 86.02               |                |
|               | 48                  | 87.01               |                |
|               | 49                  | 87.02               |                |

Table A. Demographic Characteristics of Civilian Noninstitutional Population

| Age<br>Marital Status<br>Family Status and Age | Total<br>civilian<br>noninsti-<br>tutional<br>population | Male         |       |        |                | Female       |        |        |                |
|--|--|--------------|-------|--------|----------------|--------------|--------|--------|----------------|
|  |  | All<br>races | White | Negro  | Other<br>races | All<br>races | White  | Negro  | Other<br>races |
| <b>AGE</b>                                     |  |              |       |        |                |              |        |        |                |
| Total, 16 years and over .....                 | 131 619  | 55 479       | 9 769 | 45 533 | -              | 76 140       | 12 517 | 63 523 | -              |
| 16 to 21 years .....                           | 21 014   | 8 857        | 983   | 7 874  | -              | 12 157       | 1 472  | 10 686 | -              |
| 16 and 17 years .....                          | 6 838  | 3 036        | 324   | 2 712  | -              | 3 802        | 385    | 3 417  | -              |
| 18 and 19 years .....                          | 7 301  | 2 949        | 347   | 2 601  | -              | 4 353        | 682    | 3 671  | -              |
| 20 and 21 years .....                          | 6 875  | 2 872        | 311   | 2 561  | -              | 4 003        | 405    | 3 598  | -              |
| 22 to 24 years .....                           | 10 115   | 4 017        | 460   | 3 511  | -              | 6 099        | 534    | 5 542  | -              |
| 25 to 34 years .....                           | 25 726   | 11 767       | 1 328 | 10 387 | -              | 13 959       | 1 336  | 12 597 | -              |
| 35 to 44 years .....                           | 19 885   | 8 367        | 1 435 | 6 853  | -              | 11 519       | 1 563  | 9 904  | -              |
| 45 to 54 years .....                           | 20 319   | 9 115        | 2 000 | 7 115  | -              | 11 205       | 2 063  | 9 142  | -              |
| 55 to 59 years .....                           | 8 682  | 3 450        | 866   | 2 583  | -              | 5 232        | 1 021  | 4 211  | -              |
| 60 and 61 years .....                          | 3 029  | 1 398        | 345   | 1 053  | -              | 1 631        | 313    | 1 318  | -              |
| 62 to 64 years .....                           | 4 637  | 1 816        | 386   | 1 431  | -              | 2 821        | 625    | 2 195  | -              |
| 65 years and over .....                        | 18 211   | 6 693        | 1 966 | 4 727  | -              | 11 518       | 3 591  | 7 928  | -              |
| <b>MARITAL STATUS</b>                          |  |              |       |        |                |              |        |        |                |
| Total, 16 years and over .....                 | 131 619  | 55 479       | 9 769 | 45 533 | -              | 76 140       | 12 517 | 63 523 | -              |
| Single .....                                   | 29 172   | 13 970       | 1 808 | 12 087 | -              | 15 202       | 2 134  | 13 045 | -              |
| Married, spouse present .....                  | 56 255   | 28 116       | 5 522 | 22 493 | -              | 28 139       | 5 599  | 22 488 | -              |
| Married, spouse present in Armed Forces .....  | 49   | -            | -     | -      | -              | 49           | 26     | 23     | -              |
| Married, spouse absent .....                   | 18 792   | 6 961        | 839   | 6 123  | -              | 11 831       | 855    | 10 950 | -              |
| Widowed or divorced .....                      | 27 351   | 6 432        | 1 601 | 4 831  | -              | 20 919       | 3 904  | 17 016 | -              |
| <b>FAMILY STATUS AND AGE</b>                   |  |              |       |        |                |              |        |        |                |
| Total, 16 years and over .....                 | 131 619  | 55 479       | 9 769 | 45 533 | -              | 76 140       | 12 517 | 63 523 | -              |
| Family head .....                              | 47 962   | 30 435       | 5 748 | 24 586 | -              | 17 527       | 1 685  | 15 817 | -              |
| 16 to 24 years .....                           | 5 009  | 2 921        | 376   | 2 545  | -              | 2 088        | 23     | 2 065  | -              |
| 25 to 54 years .....                           | 29 629   | 18 734       | 3 104 | 15 531 | -              | 10 893       | 918    | 9 949  | -              |
| 55 to 64 years .....                           | 6 708  | 4 620        | 1 060 | 3 560  | -              | 2 088        | 86     | 2 003  | -              |
| 65 years and over .....                        | 6 616  | 4 158        | 1 207 | 2 951  | -              | 2 458        | 658    | 1 800  | -              |
| Relative of head .....                         | 59 631   | 14 094       | 1 564 | 12 530 | -              | 45 537       | 7 079  | 38 385 | -              |
| 16 to 24 years .....                           | 22 981   | 8 507        | 787   | 7 720  | -              | 14 474       | 1 089  | 13 362 | -              |
| 25 to 54 years .....                           | 26 666   | 4 461        | 483   | 3 978  | -              | 22 205       | 3 587  | 18 567 | -              |
| 55 to 64 years .....                           | 5 401  | 425          | 88    | 337    | -              | 4 976        | 1 304  | 3 672  | -              |
| 65 years and over .....                        | 4 583  | 701          | 206   | 495    | -              | 3 882        | 1 097  | 2 785  | -              |
| Unrelated individual .....                     | 24 026   | 10 950       | 2 457 | 8 416  | -              | 13 077       | 3 756  | 9 321  | -              |
| 16 to 24 years .....                           | 3 140  | 1 446        | 279   | 1 120  | -              | 1 694        | 894    | 801    | -              |
| 25 to 54 years .....                           | 9 636  | 6 052        | 1 175 | 4 846  | -              | 3 584        | 457    | 3 128  | -              |
| 55 to 64 years .....                           | 4 238  | 1 619        | 449   | 1 169  | -              | 2 619        | 570    | 2 050  | -              |
| 65 years and over .....                        | 7 013  | 1 834        | 553   | 1 281  | -              | 5 179        | 1 836  | 3 343  | -              |

Table B. Family Size and Composition of Civilian Noninstitutional Population

| Family Size<br>Families by Number of Children Under 18 Years          | Total<br>families | Families with male heads |       |        |                | Families with female heads |       |        |                |
|---|-------------------|--------------------------|-------|--------|----------------|----------------------------|-------|--------|----------------|
|   |                   | All<br>races             | White | Negro  | Other<br>races | All<br>races               | White | Negro  | Other<br>races |
| <b>FAMILY SIZE</b>  |                   |                          |       |        |                |                            |       |        |                |
| Total families .....  | 47 962            | 30 435                   | 5 748 | 24 586 | -              | 17 527                     | 1 685 | 15 817 | -              |
| Families with—  |                   |                          |       |        |                |                            |       |        |                |
| 2 persons .....   | 16 866            | 10 623                   | 2 748 | 7 849  | -              | 6 244                      | 879   | 5 365  | -              |
| 3 persons .....   | 11 226            | 7 125                    | 1 275 | 5 850  | -              | 4 101                      | 389   | 3 687  | -              |
| 4 persons .....   | 7 239             | 4 540                    | 737   | 3 777  | -              | 2 699                      | 209   | 2 490  | -              |
| 5 persons .....   | 4 137             | 2 595                    | 437   | 2 132  | -              | 1 542                      | 132   | 1 410  | -              |
| 6 persons .....   | 3 536             | 2 301                    | 320   | 1 981  | -              | 1 235                      | 51    | 1 183  | -              |
| 7 persons .....   | 2 258             | 1 469                    | 103   | 1 343  | -              | 789                        | -     | 789    | -              |
| 8 persons .....   | 1 049             | 628                      | 103   | 525    | -              | 421                        | -     | 421    | -              |
| 9 persons or more .....   | 1 651             | 1 155                    | 26    | 1 129  | -              | 496                        | 26    | 470    | -              |
| Mean size of family .....   | 3.7               | 3.8                      | 3.2   | 3.9    | .0             | 3.7                        | 2.9   | 3.8    | .0             |
| <b>FAMILIES BY NUMBER OF CHILDREN UNDER 18 YEARS</b>                  |                   |                          |       |        |                |                            |       |        |                |
| Total families .....  | 47 962            | 30 435                   | 5 748 | 24 586 | -              | 17 527                     | 1 685 | 15 817 | -              |
| Families with—  |                   |                          |       |        |                |                            |       |        |                |
| No children under 18 years .....                                      | 17 813            | 13 227                   | 3 124 | 10 077 | -              | 4 586                      | 789   | 3 797  | -              |
| 1 child .....   | 10 727            | 6 451                    | 1 138 | 5 313  | -              | 4 276                      | 378   | 3 872  | -              |
| 2 children .....  | 7 362             | 4 071                    | 600   | 3 445  | -              | 3 291                      | 256   | 3 035  | -              |
| 3 children .....  | 4 919             | 2 610                    | 464   | 2 120  | -              | 2 309                      | 103   | 2 206  | -              |
| 4 children .....  | 3 225             | 1 853                    | 267   | 1 585  | -              | 1 373                      | 82    | 1 291  | -              |
| 5 children .....  | 1 767             | 1 010                    | 51    | 935    | -              | 757                        | 51    | 706    | -              |
| 6 children .....  | 1 011             | 481                      | 77    | 404    | -              | 530                        | -     | 530    | -              |
| 7 children or more .....  | 1 138             | 732                      | 26    | 707    | -              | 405                        | 26    | 379    | -              |
| Mean number of children in families with children .....               | 2.5               | 2.5                      | 2.2   | 2.6    | .0             | 2.6                        | 2.2   | 2.6    | .0             |
| Families with children 6 to 17 years only .....                       | 13 395            | 7 488                    | 1 322 | 6 140  | -              | 5 907                      | 589   | 5 292  | -              |
| Mean number of children 6 to 17 years .....                           | 2.2               | 2.3                      | 1.9   | 2.4    | .0             | 2.1                        | 1.7   | 2.1    | .0             |
| Families with children under 6 years .....                            | 16 755            | 9 720                    | 1 302 | 8 369  | -              | 7 034                      | 307   | 6 727  | -              |
| Mean number of children in families with children under 6 years ..... | 2.8               | 2.7                      | 2.4   | 2.7    | .0             | 3.0                        | 3.2   | 3.0    | .0             |

Table C. Social Characteristics of Civilian Noninstitutional Population

| Veteran Status<br>Educational Attainment<br>School Enrollment<br>Place of Birth<br>Residence 5 Years Ago | Total<br>civilian<br>noninsti-<br>tutional<br>population | Male         |       |        |                | Female       |        |        |                |
|--|--|--------------|-------|--------|----------------|--------------|--------|--------|----------------|
|  |  | All<br>races | White | Negro  | Other<br>races | All<br>races | White  | Negro  | Other<br>races |
| <b>VETERAN STATUS</b>  |  |              |       |        |                |              |        |        |                |
| Civilian male, 16 years and over   | 55 479   | 55 479       | 9 769 | 45 533 | -              | -            | -      | -      | -              |
| Veteran  | 16 857   | 16 857       | 3 864 | 12 993 | -              | -            | -      | -      | -              |
| Percent of total   | 30.4   | 30.4         | 39.6  | 28.5   | .0             | .0           | .0     | .0     | .0             |
| Vietnam  | 3 129  | 3 129        | 386   | 2 743  | -              | -            | -      | -      | -              |
| Korea  | 2 849  | 2 849        | 700   | 2 149  | -              | -            | -      | -      | -              |
| World War II   | 8 057  | 8 057        | 1 922 | 6 135  | -              | -            | -      | -      | -              |
| Other service  | 2 822  | 2 822        | 857   | 1 965  | -              | -            | -      | -      | -              |
| Nonveteran   | 38 622   | 38 622       | 5 905 | 32 541 | -              | -            | -      | -      | -              |
| <b>EDUCATIONAL ATTAINMENT</b>  |  |              |       |        |                |              |        |        |                |
| Total persons, 25 years and over   | 100 489  | 42 605       | 8 326 | 34 148 | -              | 57 884       | 10 512 | 47 295 | -              |
| No years of school completed   | 2 162  | 1 276        | 122   | 1 153  | -              | 887          | 178    | 708    | -              |
| Elementary:  | 13 143   | 6 761        | 1 329 | 5 432  | -              | 6 382        | 977    | 5 405  | -              |
| 1 to 4 years   | 20 144   | 8 385        | 1 783 | 6 578  | -              | 11 759       | 2 518  | 9 241  | -              |
| 5 to 7 years   | 9 557  | 3 430        | 733   | 2 698  | -              | 6 126        | 1 950  | 4 176  | -              |
| 8 years  | 25 576   | 10 395       | 1 837 | 8 532  | -              | 15 181       | 2 181  | 12 975 | -              |
| High school:   | 4 998  | 8 130        | 1 220 | 6 880  | -              | 12 868       | 1 894  | 10 949 | -              |
| 1 to 3 years   | 20 998   | 2 501        | 657   | 1 818  | -              | 2 656        | 425    | 2 205  | -              |
| 4 years  | 5 157  | 1 729        | 646   | 1 057  | -              | 2 025        | 390    | 1 636  | -              |
| 4 years or more  | 3 754  |              |       |        | -              |              |        |        | -              |
| Percent with less than 8 years of school   | 35.3   | 38.5         | 38.8  | 38.5   | .0             | 32.9         | 34.9   | 32.5   | .0             |
| Percent with less than 4 years of high school  | 70.2   | 71.0         | 69.7  | 71.4   | .0             | 69.7         | 74.2   | 68.7   | .0             |
| Median school years completed  | 9.7  | 9.6          | 9.4   | 9.6    | .0             | 9.8          | 8.9    | 10.0   | .0             |
| Persons 25 to 34 years   | 25 726   | 11 767       | 1 328 | 10 387 | -              | 13 959       | 1 336  | 12 597 | -              |
| No years of school completed   | 47   | 23           | -     | 23     | -              | 23           | -      | 23     | -              |
| Elementary:  | 366  | 225          | 53    | 172    | -              | 141          | -      | 141    | -              |
| 1 to 4 years   | 1 669  | 1 046        | 233   | 813    | -              | 623          | 154    | 469    | -              |
| 5 to 7 years   | 1 538  | 766          | 84    | 681    | -              | 773          | 258    | 515    | -              |
| 8 years  | 8 874  | 4 197        | 602   | 3 594  | -              | 4 677        | 356    | 4 321  | -              |
| High school:   | 4 049  | 4 049        | 153   | 3 896  | -              | 6 109        | 361    | 5 749  | -              |
| 1 to 3 years   | 10 158   | 991          | 49    | 916    | -              | 877          | 78     | 774    | -              |
| 4 years  | 1 868  | 471          | 153   | 292    | -              | 735          | 130    | 605    | -              |
| 4 years or more  | 1 206  |              |       |        | -              |              |        |        | -              |
| Percent with less than 8 years of school   | 8.1  | 11.0         | 21.5  | 9.7    | .0             | 5.6          | 11.6   | 5.0    | .0             |
| Percent with less than 4 years of high school  | 48.6   | 53.2         | 73.3  | 50.9   | .0             | 44.7         | 57.5   | 43.4   | .0             |
| Median school years completed  | 12.0   | 11.7         | 10.5  | 11.9   | .0             | 12.1         | 11.2   | 12.1   | .0             |
| <b>SCHOOL ENROLLMENT</b>   |  |              |       |        |                |              |        |        |                |
| Total enrolled, 16 to 24 years   | 11 904   | 4 790        | 520   | 4 224  | -              | 7 114        | 947    | 6 166  | -              |
| 16 and 17 years  | 5 508  | 2 503        | 231   | 2 272  | -              | 3 004        | 223    | 2 781  | -              |
| 18 and 19 years  | 3 382  | 1 066        | 115   | 950    | -              | 2 316        | 463    | 1 853  | -              |
| 20 and 21 years  | 1 516  | 586          | 126   | 459    | -              | 930          | 182    | 748    | -              |
| 22 to 24 years   | 1 499  | 636          | 47    | 543    | -              | 863          | 80     | 783    | -              |
| Percent enrolled, 16 to 24 years   | 38.2   | 37.2         | 36.0  | 37.1   | .0             | 39.0         | 47.2   | 38.0   | .0             |
| 16 and 17 years  | 80.5   | 82.4         | 71.4  | 83.8   | .0             | 79.0         | 57.9   | 81.4   | .0             |
| 18 and 19 years  | 46.3   | 36.1         | 33.2  | 36.5   | .0             | 53.2         | 67.9   | 50.5   | .0             |
| 20 and 21 years  | 22.1   | 20.4         | 40.5  | 17.9   | .0             | 23.2         | 44.9   | 20.8   | .0             |
| 22 to 24 years   | 14.8   | 15.8         | 10.2  | 15.5   | .0             | 14.2         | 14.9   | 14.1   | .0             |
| <b>PLACE OF BIRTH</b>  |  |              |       |        |                |              |        |        |                |
| Total  | 131 619  | 55 479       | 9 769 | 45 533 | -              | 76 140       | 12 517 | 63 523 | -              |
| In this city   | 49 014   | 19 988       | 2 341 | 17 647 | -              | 29 026       | 3 173  | 25 853 | -              |
| Percent of total   | 37.2   | 36.0         | 24.0  | 38.8   | .0             | 38.1         | 25.3   | 40.7   | .0             |
| Not in this city, in the United States   | 82 131   | 35 205       | 7 351 | 27 831 | -              | 46 927       | 9 257  | 37 670 | -              |
| Large city or suburb   | 6 241  | 2 977        | 705   | 2 272  | -              | 3 264        | 757    | 2 507  | -              |
| Medium size city   | 6 442  | 3 085        | 936   | 2 149  | -              | 3 356        | 782    | 2 575  | -              |
| Small city or town   | 36 441   | 15 217       | 2 649 | 12 545 | -              | 21 224       | 3 876  | 17 348 | -              |
| Open country, not a farm   | 6 325  | 2 606        | 574   | 2 032  | -              | 3 719        | 644    | 3 076  | -              |
| On a farm  | 25 311   | 10 881       | 2 348 | 8 533  | -              | 14 429       | 3 045  | 11 384 | -              |
| Not available  | 1 372  | 438          | 138   | 300    | -              | 934          | 153    | 781    | -              |
| Not in this city, in the South   | 77 406   | 33 275       | 6 508 | 26 743 | -              | 44 131       | 8 438  | 35 693 | -              |
| Large city or suburb   | 4 602  | 2 276        | 388   | 1 888  | -              | 2 326        | 529    | 1 797  | -              |
| Medium size or small city  | 41 518   | 17 634       | 3 270 | 14 340 | -              | 23 884       | 4 246  | 19 638 | -              |
| Open country or farm   | 31 286   | 13 365       | 2 850 | 10 515 | -              | 17 921       | 3 663  | 14 258 | -              |
| Not available  | -  | -            | -     | -      | -              | -            | -      | -      | -              |
| Puerto Rico  | -  | -            | -     | -      | -              | -            | -      | -      | -              |
| Mexico or Cuba   | 123  | 73           | 48    | -      | -              | 50           | 24     | -      | -              |
| Other foreign born   | 350  | 213          | 30    | 55     | -              | 138          | 63     | -      | -              |
| <b>RESIDENCE 5 YEARS AGO</b>   |  |              |       |        |                |              |        |        |                |
| Total  | 131 619  | 55 479       | 9 769 | 45 533 | -              | 76 140       | 12 517 | 63 523 | -              |
| In this city   | 113 480  | 47 149       | 7 283 | 39 787 | -              | 66 331       | 9 955  | 56 350 | -              |
| Percent of total   | 86.2   | 85.0         | 74.6  | 87.4   | .0             | 87.1         | 79.5   | 88.7   | .0             |
| Not in this city, in the United States   | 15 444   | 7 051        | 2 153 | 4 898  | -              | 8 393        | 2 304  | 6 089  | -              |
| Large city or suburb   | 3 889  | 1 825        | 517   | 1 308  | -              | 2 064        | 553    | 1 511  | -              |
| Medium size city   | 2 653  | 1 169        | 380   | 789    | -              | 1 484        | 434    | 1 050  | -              |
| Small city or town   | 6 399  | 2 912        | 856   | 2 055  | -              | 3 488        | 1 059  | 2 428  | -              |
| Open country, not a farm   | 895  | 397          | 226   | 171    | -              | 499          | 87     | 411    | -              |
| On a farm  | 753  | 344          | 104   | 240    | -              | 409          | 121    | 287    | -              |
| Not available  | 855  | 405          | 70    | 334    | -              | 450          | 49     | 401    | -              |
| Not in this city, in the South   | 12 819   | 5 692        | 1 615 | 4 077  | -              | 7 127        | 1 935  | 5 192  | -              |
| Large city or suburb   | 2 124  | 912          | 245   | 667    | -              | 1 211        | 326    | 885    | -              |
| Medium size or small city  | 8 452  | 3 781        | 1 116 | 2 665  | -              | 4 671        | 1 377  | 3 294  | -              |
| Open country or farm   | 1 507  | 642          | 231   | 411    | -              | 865          | 183    | 683    | -              |
| Not available  | 736  | 357          | 23    | 334    | -              | 379          | 49     | 330    | -              |
| Puerto Rico  | -  | -            | -     | -      | -              | -            | -      | -      | -              |
| Mexico or Cuba   | 23   | 23           | 23    | -      | -              | -            | -      | -      | -              |
| Other foreign  | 238  | 145          | -     | 47     | -              | 93           | 19     | -      | -              |
| Not available  | 2 434  | 1 111        | 309   | 802    | -              | 1 323        | 239    | 1 084  | -              |

Table D. Labor Force Characteristics of Civilian Noninstitutional Population

| Employment Status<br>Labor Force Status                                | Total<br>civilian<br>noninsti-<br>tutional<br>population | Male         |       |        |                | Female       |        |        |                |
|--|--|--------------|-------|--------|----------------|--------------|--------|--------|----------------|
|  |  | All<br>races | White | Negro  | Other<br>races | All<br>races | White  | Negro  | Other<br>races |
| <b>CURRENT EMPLOYMENT STATUS</b>                                       |  |              |       |        |                |              |        |        |                |
| Total, 16 years and over .....   | 131 619  | 55 479       | 9 769 | 45 533 | -              | 76 140       | 12 517 | 63 523 | -              |
| In labor force .....   | 81 919   | 42 637       | 6 650 | 35 856 | -              | 39 283       | 4 620  | 34 588 | -              |
| At work .....  | 69 008   | 36 876       | 6 029 | 30 716 | -              | 32 132       | 3 837  | 28 221 | -              |
| Full-time schedules .....  | 53 755   | 30 570       | 4 946 | 25 543 | -              | 23 185       | 2 710  | 20 401 | -              |
| 41 hours or more .....   | 15 011   | 10 319       | 1 851 | 8 413  | -              | 4 692        | 812    | 3 881  | -              |
| 35 to 40 hours .....   | 38 744   | 20 251       | 3 095 | 17 130 | -              | 18 493       | 1 898  | 16 520 | -              |
| Part-time schedules .....  | 15 253   | 6 306        | 1 082 | 5 174  | -              | 8 947        | 1 127  | 7 820  | -              |
| Usual full-time schedule .....   | 7 226  | 3 716        | 415   | 3 277  | -              | 3 510        | 419    | 3 091  | -              |
| Economic reasons .....   | 2 437  | 1 486        | 156   | 1 330  | -              | 952          | 26     | 926    | -              |
| Other reasons .....  | 4 788  | 2 230        | 259   | 1 948  | -              | 2 558        | 394    | 2 165  | -              |
| Usual part-time schedule .....   | 8 027  | 2 590        | 667   | 1 896  | -              | 5 437        | 708    | 4 729  | -              |
| Economic reasons .....   | 1 997  | 928          | 203   | 725    | -              | 1 069        | 104    | 965    | -              |
| Other reasons (including full-time workweek under 35 hours) .....      | 6 030  | 1 662        | 465   | 1 171  | -              | 4 368        | 604    | 3 764  | -              |
| With a job, but not at work .....                                      | 6 167  | 3 029        | 292   | 2 737  | -              | 3 138        | 358    | 2 780  | -              |
| Usual full-time schedule .....   | 5 505  | 2 815        | 267   | 2 578  | -              | 2 660        | 259    | 2 401  | -              |
| Usual part-time schedule .....   | 662  | 184          | 24    | 160    | -              | 478          | 99     | 379    | -              |
| Unemployed .....   | 6 745  | 2 732        | 350   | 2 402  | -              | 4 013        | 425    | 3 587  | -              |
| Not in labor force .....   | 49 700   | 12 842       | 3 119 | 9 677  | -              | 36 858       | 7 897  | 28 935 | -              |
| <b>LABOR FORCE BY AGE</b>  |  |              |       |        |                |              |        |        |                |
| Total in labor force, 16 years and over .....                          | 81 919   | 42 637       | 6 650 | 35 856 | -              | 39 283       | 4 620  | 34 588 | -              |
| 16 and 17 years .....  | 2 360  | 1 368        | 185   | 1 183  | -              | 992          | 88     | 904    | -              |
| Student .....  | 1 549  | 858          | 93    | 765    | -              | 691          | 19     | 673    | -              |
| Nonstudent .....   | 811  | 510          | 93    | 417    | -              | 301          | 69     | 232    | -              |
| 18 and 19 years .....  | 4 449  | 2 486        | 301   | 2 185  | -              | 1 964        | 247    | 1 716  | -              |
| Student .....  | 1 721  | 719          | 69    | 649    | -              | 1 003        | 75     | 928    | -              |
| Nonstudent .....   | 2 728  | 1 767        | 232   | 1 535  | -              | 961          | 172    | 789    | -              |
| 20 and 21 years .....  | 4 678  | 2 422        | 158   | 2 264  | -              | 2 255        | 187    | 2 069  | -              |
| Student .....  | 778  | 391          | 42    | 348    | -              | 387          | 79     | 308    | -              |
| Nonstudent .....   | 3 900  | 2 032        | 116   | 1 916  | -              | 1 868        | 107    | 1 761  | -              |
| 22 to 24 years .....   | 7 836  | 3 785        | 460   | 3 325  | -              | 4 051        | 242    | 3 787  | -              |
| 25 to 34 years .....   | 20 703   | 11 178       | 1 249 | 9 877  | -              | 9 525        | 795    | 8 704  | -              |
| 35 to 44 years .....   | 14 876   | 7 432        | 1 245 | 6 108  | -              | 7 444        | 775    | 6 643  | -              |
| 45 to 54 years .....   | 14 501   | 7 446        | 1 683 | 5 764  | -              | 7 054        | 1 073  | 5 981  | -              |
| 55 to 59 years .....   | 5 744  | 2 793        | 602   | 2 191  | -              | 2 951        | 483    | 2 468  | -              |
| 60 and 61 years .....  | 1 889  | 1 186        | 292   | 894    | -              | 703          | 171    | 532    | -              |
| 62 to 64 years .....   | 2 021  | 1 214        | 243   | 971    | -              | 807          | 200    | 608    | -              |
| 65 years and over .....  | 2 862  | 1 326        | 232   | 1 094  | -              | 1 535        | 360    | 1 175  | -              |
| <b>LABOR FORCE PARTICIPATION RATES BY AGE</b>                          |  |              |       |        |                |              |        |        |                |
| Total participating, 16 years and over .....                           | 62.2   | 76.9         | 68.1  | 78.7   | .0             | 51.6         | 36.9   | 54.4   | .0             |
| 16 and 17 years .....  | 34.5   | 45.1         | 57.2  | 43.6   | .0             | 26.1         | 22.9   | 26.5   | .0             |
| Student .....  | 28.1   | 34.3         | 40.0  | 33.7   | .0             | 23.0         | 8.4    | 24.2   | .0             |
| Nonstudent .....   | 61.0   | 95.7         | 100.0 | 94.8   | .0             | 37.8         | 42.9   | 36.5   | .0             |
| 18 and 19 years .....  | 60.9   | 84.3         | 86.8  | 84.0   | .0             | 45.1         | 36.3   | 46.8   | .0             |
| Student .....  | 50.9   | 67.4         | 60.1  | 68.3   | .0             | 43.3         | 16.2   | 50.1   | .0             |
| Nonstudent .....   | 69.6   | 93.8         | 100.0 | 93.0   | .0             | 47.2         | 78.7   | 43.4   | .0             |
| 20 and 21 years .....  | 68.0   | 84.3         | 50.7  | 88.4   | .0             | 56.3         | 46.0   | 57.5   | .0             |
| Student .....  | 51.3   | 66.7         | 33.4  | 75.8   | .0             | 41.6         | 43.6   | 41.1   | .0             |
| Nonstudent .....   | 72.8   | 88.9         | 62.5  | 91.2   | .0             | 60.8         | 48.0   | 61.8   | .0             |
| 22 to 24 years .....   | 77.5   | 94.2         | 100.0 | 94.7   | .0             | 66.4         | 45.3   | 68.3   | .0             |
| 25 to 34 years .....   | 80.5   | 95.0         | 94.1  | 95.1   | .0             | 68.2         | 59.5   | 69.1   | .0             |
| 35 to 44 years .....   | 74.8   | 88.8         | 86.7  | 89.1   | .0             | 64.6         | 49.6   | 67.1   | .0             |
| 45 to 54 years .....   | 71.4   | 81.7         | 84.1  | 81.0   | .0             | 63.0         | 52.0   | 65.4   | .0             |
| 55 to 59 years .....   | 66.2   | 81.0         | 69.5  | 84.8   | .0             | 56.4         | 47.3   | 58.6   | .0             |
| 60 and 61 years .....  | 62.4   | 84.9         | 84.6  | 85.0   | .0             | 43.1         | 54.6   | 40.4   | .0             |
| 62 to 64 years .....   | 43.6   | 66.8         | 63.0  | 67.9   | .0             | 28.6         | 31.9   | 27.7   | .0             |
| 65 years and over .....  | 15.7   | 19.8         | 11.8  | 23.1   | .0             | 13.3         | 10.0   | 14.8   | .0             |
| <b>MAJOR OCCUPATION GROUP OF THE CURRENTLY EMPLOYED</b>                |  |              |       |        |                |              |        |        |                |
| Total employed, 16 years and over .....                                | 75 174   | 39 905       | 6 320 | 33 454 | -              | 35 270       | 4 195  | 31 000 | -              |
| White collar workers .....   | 18 491   | 7 450        | 1 428 | 5 996  | -              | 11 041       | 1 885  | 9 130  | -              |
| Professional and technical .....                                       | 4 121  | 1 428        | 405   | 997    | -              | 2 693        | 338    | 2 328  | -              |
| Managerial and administrative .....                                    | 1 993  | 1 461        | 319   | 1 143  | -              | 531          | 110    | 421    | -              |
| Sales .....  | 2 081  | 1 148        | 327   | 821    | -              | 933          | 268    | 665    | -              |
| Clerical .....   | 10 296   | 3 413        | 377   | 3 036  | -              | 6 884        | 1 168  | 5 715  | -              |
| Blue collar workers .....  | 33 466   | 26 269       | 4 078 | 22 087 | -              | 7 197        | 1 203  | 5 968  | -              |
| Craftsmen .....  | 7 278  | 6 567        | 1 808 | 4 759  | -              | 7 111        | 1 188  | 5 223  | -              |
| Operatives, except transportation .....                                | 13 586   | 7 547        | 794   | 6 672  | -              | 6 039        | 1 015  | 4 998  | -              |
| Transport equipment operatives .....                                   | 5 318  | 5 249        | 697   | 4 549  | -              | 49           | -      | 49     | -              |
| Laborers, except farm .....  | 7 284  | 6 885        | 779   | 6 107  | -              | 399          | -      | 399    | -              |
| Service workers, except private household .....                        | 16 316   | 5 997        | 815   | 5 182  | -              | 10 319       | 919    | 9 377  | -              |
| Private household workers .....  | 6 805  | 116          | -     | 116    | -              | 6 690        | 187    | 6 502  | -              |
| Farm workers .....   | 96   | 72           | -     | 72     | -              | 23           | -      | 23     | -              |
| Not available .....  | -  | -            | -     | -      | -              | -            | -      | -      | -              |
| <b>MAJOR OCCUPATION GROUP OF THOSE EMPLOYED ON FULL-TIME SCHEDULES</b> |  |              |       |        |                |              |        |        |                |
| Total employed, 16 years and over .....                                | 64 048   | 35 645       | 5 472 | 30 068 | -              | 28 403       | 3 362  | 24 966 | -              |
| White collar workers .....   | 16 749   | 6 705        | 1 329 | 5 375  | -              | 10 044       | 1 631  | 8 387  | -              |
| Professional and technical .....                                       | 3 661  | 1 133        | 307   | 826    | -              | 2 528        | 313    | 2 189  | -              |
| Managerial and administrative .....                                    | 1 768  | 1 284        | 319   | 965    | -              | 484          | 110    | 374    | -              |
| Sales .....  | 1 586  | 954          | 327   | 627    | -              | 6 400        | 1 134  | 497    | -              |
| Clerical .....   | 9 735  | 3 335        | 377   | 2 958  | -              | 6 400        | 1 074  | 5 326  | -              |
| Blue collar workers .....  | 30 333   | 23 747       | 3 552 | 20 090 | -              | 6 586        | 1 101  | 5 460  | -              |
| Craftsmen .....  | 6 661  | 5 997        | 1 680 | 4 316  | -              | 664          | 188    | 476    | -              |
| Operatives, except transportation .....                                | 12 419   | 6 919        | 691   | 6 146  | -              | 5 500        | 913    | 4 562  | -              |
| Transport equipment operatives .....                                   | 4 961  | 4 912        | 638   | 4 250  | -              | 49           | -      | 49     | -              |
| Laborers, except farm .....  | 6 292  | 5 919        | 542   | 5 377  | -              | -            | -      | 373    | -              |
| Service workers, except private household .....                        | 13 094   | 5 034        | 591   | 4 443  | -              | 8 060        | 548    | 7 489  | -              |
| Private household workers .....  | 3 777  | 88           | -     | 88     | -              | 3 689        | 82     | 3 607  | -              |
| Farm workers .....   | 96   | 72           | -     | 72     | -              | 23           | -      | 23     | -              |
| Not available .....  | -  | -            | -     | -      | -              | -            | -      | -      | -              |

Table E. Earnings of Wage and Salary Workers on Full-Time Schedules, At Work Last Week

| Weekly and Hourly Earnings       | Total wage and salary workers on full-time schedules | Male      |       |        |             | Female    |       |        |             |
|----------------------------------|--|-----------|-------|--------|-------------|-----------|-------|--------|-------------|
|                                  |  | All races | White | Negro  | Other races | All races | White | Negro  | Other races |
| <b>WEEKLY EARNINGS LAST WEEK</b> |  |           |       |        |             |           |       |        |             |
| Total, 16 years and over .....   | 56 827   | 31 619    | 4 879 | 26 636 | -           | 25 208    | 2 997 | 22 136 | -           |
| Less than \$35 .....             | 2 116  | 977       | 257   | 720    | -           | 1 139     | 163   | 977    | -           |
| \$35 to \$49 .....               | 2 364  | 559       | 91    | 468    | -           | 1 805     | 103   | 1 679  | -           |
| \$50 to \$59 .....               | 3 651  | 838       | 156   | 682    | -           | 2 814     | 150   | 2 663  | -           |
| \$60 to \$64 .....               | 2 717  | 711       | 135   | 575    | -           | 2 006     | 237   | 1 770  | -           |
| \$65 to \$69 .....               | 1 947  | 678       | 29    | 650    | -           | 1 269     | 104   | 1 139  | -           |
| \$70 to \$79 .....               | 5 550  | 2 247     | 326   | 1 921  | -           | 3 303     | 299   | 3 004  | -           |
| \$80 to \$89 .....               | 6 027  | 3 066     | 315   | 2 751  | -           | 2 961     | 460   | 2 502  | -           |
| \$90 to \$99 .....               | 4 897  | 3 043     | 392   | 2 651  | -           | 1 854     | 268   | 1 586  | -           |
| \$100 to \$124 .....             | 10 063   | 7 370     | 1 079 | 6 265  | -           | 2 693     | 480   | 2 213  | -           |
| \$125 to \$149 .....             | 5 683  | 4 128     | 669   | 3 433  | -           | 1 555     | 239   | 1 290  | -           |
| \$150 to \$174 .....             | 2 977  | 2 299     | 401   | 1 898  | -           | 678       | 106   | 572    | -           |
| \$175 to \$199 .....             | 1 372  | 1 060     | 133   | 874    | -           | 312       | 52    | 260    | -           |
| \$200 or more .....              | 1 766  | 1 425     | 340   | 1 085  | -           | 341       | 57    | 284    | -           |
| Not available <sup>1</sup> ..... | 5 696  | 3 219     | 556   | 2 663  | -           | 2 478     | 279   | 2 199  | -           |
| Median weekly earnings .....     | dollars. 92  | 107       | 111   | 106    | 0           | 77        | 87    | 76     | 0           |
| <b>HOURLY EARNINGS LAST WEEK</b> |  |           |       |        |             |           |       |        |             |
| Total, 16 years and over .....   | 56 827   | 31 619    | 4 879 | 26 636 | -           | 25 208    | 2 997 | 22 136 | -           |
| Less than \$0.75 .....           | 1 402  | 752       | 257   | 495    | -           | 650       | 109   | 541    | -           |
| \$0.75 to \$0.99 .....           | 1 209  | 266       | -     | 266    | -           | 943       | 75    | 868    | -           |
| \$1.00 to \$1.14 .....           | 1 344  | 393       | 104   | 290    | -           | 951       | 52    | 876    | -           |
| \$1.15 to \$1.29 .....           | 1 917  | 472       | 142   | 330    | -           | 1 445     | 121   | 1 324  | -           |
| \$1.30 to \$1.44 .....           | 1 683  | 364       | 72    | 292    | -           | 1 319     | 82    | 1 236  | -           |
| \$1.45 to \$1.59 .....           | 3 215  | 1 074     | 239   | 835    | -           | 2 142     | 224   | 1 917  | -           |
| \$1.60 to \$1.74 .....           | 2 604  | 1 102     | 30    | 1 072  | -           | 1 503     | 75    | 1 403  | -           |
| \$1.75 to \$1.99 .....           | 6 084  | 2 889     | 404   | 2 485  | -           | 3 195     | 422   | 2 773  | -           |
| \$2.00 to \$2.24 .....           | 5 917  | 3 113     | 366   | 2 721  | -           | 2 804     | 464   | 2 340  | -           |
| \$2.25 to \$2.49 .....           | 5 246  | 3 193     | 342   | 2 851  | -           | 2 053     | 235   | 1 818  | -           |
| \$2.50 to \$2.99 .....           | 8 196  | 5 804     | 738   | 5 066  | -           | 2 392     | 458   | 1 935  | -           |
| \$3.00 to \$3.49 .....           | 5 306  | 3 827     | 602   | 3 225  | -           | 1 480     | 161   | 1 318  | -           |
| \$3.50 to \$3.99 .....           | 2 735  | 2 040     | 454   | 1 560  | -           | 696       | 49    | 621    | -           |
| \$4.00 to \$4.99 .....           | 2 501  | 1 849     | 164   | 1 655  | -           | 653       | 108   | 544    | -           |
| \$5.00 or more .....             | 1 770  | 1 264     | 409   | 831    | -           | 507       | 83    | 424    | -           |
| Not available <sup>1</sup> ..... | 5 696  | 3 219     | 556   | 2 663  | -           | 2 478     | 279   | 2 199  | -           |
| Median hourly earnings .....     | dollars. 2.26  | 2.55      | 2.64  | 2.53   | .00         | 1.94      | 2.11  | 1.91   | .00         |

<sup>1</sup> Not used in computing median.



Table F. Characteristics of the Unemployed Civilian Noninstitutional Population

| Age and Family Status<br>Unemployment Rates by Age and Family Status<br>Other Characteristics of the Unemployed | Total unemployed | Male      |       |       |             | Female    |       |       |             |
|---|------------------|-----------|-------|-------|-------------|-----------|-------|-------|-------------|
|   |                  | All races | White | Negro | Other races | All races | White | Negro | Other races |
| <b>AGE AND FAMILY STATUS</b>  |                  |           |       |       |             |           |       |       |             |
| Total, 16 years and over .....  | 6 745            | 2 732     | 330   | 2 402 | -           | 4 013     | 425   | 3 587 | -           |
| 16 to 21 years .....  | 2 412            | 1 113     | 46    | 1 066 | -           | 1 299     | 139   | 1 160 | -           |
| Student .....   | 812              | 348       | -     | 348   | -           | 464       | -     | 464   | -           |
| Nonstudent .....  | 1 600            | 765       | 46    | 719   | -           | 835       | 139   | 696   | -           |
| 18 to 19 years .....  | 1 832            | 904       | 46    | 857   | -           | 928       | 139   | 789   | -           |
| Student .....   | 742              | 348       | -     | 348   | -           | 304       | -     | 394   | -           |
| Nonstudent .....  | 1 090            | 556       | 46    | 510   | -           | 534       | 139   | 394   | -           |
| 20 years and over .....   | 4 913            | 1 828     | 284   | 1 545 | -           | 3 084     | 286   | 2 799 | -           |
| 20 to 24 years .....  | 1 344            | 487       | 46    | 441   | -           | 858       | 23    | 834   | -           |
| 25 to 44 years .....  | 2 553            | 972       | 182   | 790   | -           | 1 561     | 129   | 1 452 | -           |
| 45 to 64 years .....  | 541              | 152       | 28    | 124   | -           | 369       | 85    | 304   | -           |
| 65 years and over .....   | 475              | 218       | 28    | 190   | -           | 257       | 49    | 208   | -           |
| Family head .....   | 1 854            | 704       | 107   | 597   | -           | 1 150     | 161   | 989   | -           |
| Wife of head .....  | 1 238            | -         | -     | -     | -           | 1 238     | 123   | 1 114 | -           |
| Other relative of head .....  | 2 951            | 1 671     | 152   | 1 519 | -           | 1 281     | 69    | 1 211 | -           |
| Unrelated individual .....  | 702              | 357       | 71    | 287   | -           | 344       | 71    | 273   | -           |
| <b>UNEMPLOYMENT RATES BY AGE AND FAMILY STATUS</b>  |                  |           |       |       |             |           |       |       |             |
| Total, 16 years and over .....  | 8.2              | 6.4       | 5.0   | 6.7   | .0          | 10.2      | 9.2   | 10.4  | .0          |
| 16 to 21 years .....  | 21.0             | 17.7      | 7.2   | 18.9  | .0          | 24.9      | 26.7  | 24.7  | .0          |
| Student .....   | 20.0             | 17.7      | .0    | 19.7  | .0          | 22.3      | .0    | 24.3  | .0          |
| Nonstudent .....  | 21.5             | 17.8      | 10.5  | 18.6  | .0          | 26.7      | 40.0  | 25.0  | .0          |
| 18 to 19 years .....  | 26.9             | 23.5      | 9.5   | 25.5  | .0          | 31.4      | 41.6  | 30.1  | .0          |
| Student .....   | 22.7             | 22.0      | .0    | 24.6  | .0          | 23.3      | .0    | 24.6  | .0          |
| Nonstudent .....  | 30.8             | 24.4      | 14.2  | 26.1  | .0          | 42.3      | 57.7  | 38.7  | .0          |
| 20 years and over .....   | 6.5              | 4.7       | 4.6   | 4.8   | .0          | 8.5       | 6.7   | 8.8   | .0          |
| 20 to 24 years .....  | 10.7             | 7.8       | 7.5   | 7.9   | .0          | 13.6      | 5.4   | 14.3  | .0          |
| 25 to 44 years .....  | 7.2              | 5.2       | 7.3   | 4.9   | .0          | 9.3       | 8.2   | 9.5   | .0          |
| 45 to 64 years .....  | 3.7              | 2.0       | 1.7   | 2.2   | .0          | 5.5       | 7.9   | 5.1   | .0          |
| 65 years and over .....   | 3.8              | 3.3       | 2.1   | 3.7   | .0          | 4.3       | 4.0   | 4.4   | .0          |
| Family head .....   | 5.2              | 2.8       | 2.6   | 2.9   | .0          | 10.6      | 17.8  | 9.9   | .0          |
| Wife of head .....  | 9.0              | .0        | .0    | .0    | .0          | 9.0       | 6.8   | 9.4   | .0          |
| Other relative of head .....  | 15.9             | 16.9      | 15.8  | 17.0  | .0          | 14.8      | 10.8  | 15.2  | .0          |
| Unrelated individual .....  | 5.0              | 4.5       | 4.4   | 4.6   | .0          | 5.7       | 5.7   | 5.8   | .0          |
| <b>OTHER CHARACTERISTICS OF THE UNEMPLOYED</b>  |                  |           |       |       |             |           |       |       |             |
| Total, 16 years and over .....  | 6 745            | 2 732     | 330   | 2 402 | -           | 4 013     | 425   | 3 587 | -           |
| Looking for full-time work .....  | 5 605            | 2 399     | 330   | 2 069 | -           | 3 206     | 250   | 2 956 | -           |
| Percent of full-time labor force .....  | 7.6              | 5.9       | 5.4   | 6.1   | .0          | 9.5       | 6.7   | 9.9   | .0          |
| Looking for part-time work .....  | 1 139            | 333       | -     | 333   | -           | 806       | 175   | 631   | -           |
| <b>Duration of Unemployment</b>   |                  |           |       |       |             |           |       |       |             |
| Less than 5 weeks .....   | 3 543            | 1 177     | 123   | 1 054 | -           | 2 366     | 348   | 2 018 | -           |
| 5 to 14 weeks .....   | 1 933            | 872       | 100   | 772   | -           | 1 061     | 77    | 984   | -           |
| 15 weeks or more .....  | 765              | 351       | 24    | 327   | -           | 414       | -     | 414   | -           |
| 27 weeks or more .....  | 504              | 333       | 83    | 250   | -           | 171       | -     | 171   | -           |
| Lost or laid off from last job .....  | 1 880            | 982       | 134   | 848   | -           | 898       | 122   | 776   | -           |
| Left last job .....   | 1 536            | 618       | 52    | 566   | -           | 918       | 23    | 895   | -           |
| Entered or reentered labor force .....  | 3 329            | 1 133     | 144   | 989   | -           | 2 196     | 280   | 1 917 | -           |

Table G. Problems Affecting Job Holding and Job Seeking for Civilian Noninstitutional Population

[Limited to persons 16 to 64 years, not in school and not expecting to return to school within 3 months]

| Problems of Employed Persons<br>Problems of Unemployed Persons<br>Reasons Persons Not in the Labor Force Do Not Seek Work | Total<br>civilian<br>noninsti-<br>tutional<br>population | Male         |       |        | Female         |              |       |        |                |
|---|--|--------------|-------|--------|----------------|--------------|-------|--------|----------------|
|   |  | All<br>races | White | Negro  | Other<br>races | All<br>races | White | Negro  | Other<br>races |
| <b>PROBLEMS OF EMPLOYED PERSONS IN HOLDING A JOB OR FINDING A BETTER ONE</b>  |  |              |       |        |                |              |       |        |                |
| Total employed .....  | 68 195   | 36 412       | 5 811 | 30 471 | -              | 31 783       | 3 640 | 28 068 |                |
| With problem(s) in holding a job or finding a better one .....  | 18 596   | 8 378        | 1 539 | 6 839  | -              | 10 218       | 1 107 | 9 085  |                |
| Family responsibilities .....   | 2 011  | -            | -     | -      | -              | 2 011        | 203   | 1 808  |                |
| Poor health, illness, or disability .....   | 5 300  | 2 352        | 479   | 1 873  | -              | 2 949        | 357   | 2 591  |                |
| Lack of skill, experience, or education .....   | 13 353   | 6 152        | 1 076 | 5 076  | -              | 7 201        | 757   | 6 418  |                |
| Employers think too young or too old .....  | 1 484  | 776          | 124   | 651    | -              | 708          | 52    | 657    |                |
| All other .....   | 904  | 474          | 134   | 340    | -              | 430          | 26    | 404    |                |
| 1 problem only .....  | 14 950   | 7 162        | 1 322 | 5 840  | -              | 7 787        | 845   | 6 917  |                |
| More than 1 problem .....   | 3 646  | 1 216        | 217   | 999    | -              | 2 431        | 262   | 2 168  |                |
| No problem identified .....   | 49 420   | 28 002       | 4 271 | 23 600 | -              | 21 419       | 2 533 | 18 836 |                |
| Not available .....   | 178  | 32           | -     | 32     | -              | 146          | -     | 146    |                |
| <b>PROBLEMS OF UNEMPLOYED PERSONS IN FINDING A JOB</b>  |  |              |       |        |                |              |       |        |                |
| Total unemployed .....  | 5 730  | 2 357        | 330   | 2 027  | -              | 3 373        | 376   | 2 996  |                |
| With problem(s) in finding a job .....  | 2 735  | 804          | 53    | 751    | -              | 1 930        | 188   | 1 743  |                |
| Family responsibilities .....   | 515  | -            | -     | -      | -              | 515          | -     | 515    |                |
| Poor health, illness, or disability .....   | 615  | 100          | 28    | 72     | -              | 516          | 108   | 408    |                |
| Lack of skill, experience, or education .....   | 2 073  | 686          | 53    | 633    | -              | 1 387        | 162   | 1 226  |                |
| Employers think too young or too old .....  | 290  | 172          | 28    | 144    | -              | 118          | -     | 118    |                |
| All other .....   | 261  | 72           | 26    | 46     | -              | 189          | -     | 189    |                |
| 1 problem only .....  | 1 908  | 630          | -     | 630    | -              | 1 279        | 106   | 1 173  |                |
| More than 1 problem .....   | 827  | 175          | 53    | 121    | -              | 652          | 82    | 570    |                |
| No problem identified .....   | 2 581  | 1 426        | 276   | 1 150  | -              | 1 155        | 142   | 1 013  |                |
| Not available .....   | 414  | 127          | -     | 127    | -              | 287          | 46    | 241    |                |
| <b>REASONS PERSONS NOT IN THE LABOR FORCE DO NOT SEEK WORK</b>  |  |              |       |        |                |              |       |        |                |
| Total not in labor force .....  | 26 966   | 5 017        | 1 067 | 3 950  | -              | 21 949       | 3 935 | 17 989 |                |
| Want or might want a job .....  | 10 153   | 1 847        | 446   | 1 401  | -              | 8 305        | 986   | 7 320  |                |
| Reasons not seeking work:   |  |              |       |        |                |              |       |        |                |
| Retirement .....  | 267  | 108          | 54    | 54     | -              | 159          | 57    | 102    |                |
| Family responsibilities .....   | 3 485  | 23           | -     | 23     | -              | 3 462        | 309   | 3 153  |                |
| Poor health, illness, or disability .....   | 4 830  | 1 417        | 316   | 1 100  | -              | 3 413        | 539   | 2 874  |                |
| Looked but could not find work .....  | 1 503  | 342          | 140   | 202    | -              | 1 161        | 177   | 984    |                |
| Transportation problems .....   | 661  | 156          | 105   | 51     | -              | 505          | 217   | 288    |                |
| Lack of skill, experience, or education .....   | 2 286  | 251          | 102   | 150    | -              | 2 035        | 188   | 1 847  |                |
| Employers think too young or too old .....  | 222  | -            | -     | -      | -              | 222          | 28    | 194    |                |
| All other .....   | 1 565  | 181          | 52    | 129    | -              | 1 383        | 160   | 1 223  |                |
| 1 reason only .....   | 6 895  | 1 432        | 262   | 1 170  | -              | 5 463        | 610   | 4 853  |                |
| More than 1 reason .....  | 3 258  | 415          | 184   | 231    | -              | 2 843        | 376   | 2 467  |                |
| Do not want a job .....   | 16 813   | 3 170        | 620   | 2 549  | -              | 13 644       | 2 949 | 10 669 |                |

**Table H. Job Tenure, Annual Work Experience, Annual Earnings, and Income for Civilian Noninstitutional Population**

| Job Tenure<br>Work Experience<br>Annual Earnings<br>Income | Total  | Male      |       |        |             | Female    |       |        |             |
|--|--------|-----------|-------|--------|-------------|-----------|-------|--------|-------------|
|  |        | All races | White | Negro  | Other races | All races | White | Negro  | Other races |
| <b>LENGTH OF TIME ON CURRENT JOB</b>                       |        |           |       |        |             |           |       |        |             |
| Total employed .....                                       | 75 174 | 39 905    | 6 320 | 33 454 | -           | 35 270    | 4 195 | 31 000 | -           |
| Less than 1 year .....                                     | 17 711 | 9 860     | 1 973 | 7 835  | -           | 7 851     | 1 082 | 6 720  | -           |
| Percent of total .....                                     | 23.6   | 24.7      | 31.2  | 23.4   | .0          | 22.3      | 25.8  | 21.7   | .0          |
| 1 or 2 years .....   | 15 910 | 8 235     | 1 173 | 7 036  | -           | 7 675     | 771   | 6 878  | -           |
| 3 to 5 years .....   | 15 095 | 7 241     | 911   | 6 330  | -           | 7 854     | 688   | 7 166  | -           |
| 6 to 10 years .....  | 8 632  | 4 474     | 712   | 3 732  | -           | 4 158     | 518   | 3 640  | -           |
| 11 to 20 years .....                                       | 8 965  | 5 031     | 841   | 4 167  | -           | 3 934     | 432   | 3 502  | -           |
| 21 to 30 years .....                                       | 4 424  | 2 322     | 276   | 2 046  | -           | 2 101     | 360   | 1 741  | -           |
| More than 30 years .....                                   | 1 441  | 1 021     | 145   | 877    | -           | 419       | 110   | 310    | -           |
| Not available <sup>1</sup> .....                           | 2 998  | 1 720     | 289   | 1 431  | -           | 1 278     | 235   | 1 043  | -           |
| Median years on job .....                                  | 3.5    | 3.4       | 2.8   | 3.5    | .0          | 3.6       | 3.6   | 3.6    | .0          |
| <b>SELECTED WORK CHARACTERISTICS</b>                       |        |           |       |        |             |           |       |        |             |
| Worked 50 to 52 weeks at full-time job .....               | 49 286 | 27 632    | 4 125 | 23 431 | -           | 21 654    | 2 254 | 19 374 | -           |
| Unemployed 5 weeks or more .....                           | 8 412  | 4 588     | 605   | 3 957  | -           | 3 824     | 361   | 3 462  | -           |
| Unemployed 15 weeks or more .....                          | 3 557  | 2 031     | 287   | 1 744  | -           | 1 526     | 77    | 1 449  | -           |
| Did not work at all during last 12 months .....            | 41 356 | 10 283    | 2 629 | 7 654  | -           | 31 073    | 6 908 | 24 139 | -           |
| Main reason was poor health, illness, or disability .....  | 14 019 | 3 997     | 765   | 3 233  | -           | 10 021    | 1 745 | 8 276  | -           |
| <b>ANNUAL EARNINGS OF YEAR-ROUND FULL-TIME WORKERS</b>     |        |           |       |        |             |           |       |        |             |
| Total workers .....  | 49 286 | 27 632    | 4 125 | 23 431 | -           | 21 654    | 2 254 | 19 374 | -           |
| Less than \$2,000 .....                                    | 5 373  | 2 021     | 408   | 1 613  | -           | 3 352     | 290   | 3 062  | -           |
| \$2,000 to \$2,999 .....                                   | 4 520  | 1 009     | 53    | 956    | -           | 3 511     | 116   | 3 394  | -           |
| \$3,000 to \$3,999 .....                                   | 9 212  | 3 350     | 342   | 3 008  | -           | 5 862     | 541   | 5 320  | -           |
| \$4,000 to \$4,999 .....                                   | 8 618  | 5 091     | 589   | 4 502  | -           | 3 527     | 452   | 3 075  | -           |
| \$5,000 to \$5,999 .....                                   | 8 404  | 6 204     | 877   | 5 281  | -           | 2 200     | 295   | 1 904  | -           |
| \$6,000 to \$6,999 .....                                   | 6 127  | 4 691     | 754   | 3 938  | -           | 1 435     | 347   | 1 089  | -           |
| \$7,000 to \$7,999 .....                                   | 2 853  | 2 053     | 357   | 1 696  | -           | 800       | 130   | 644    | -           |
| \$8,000 to \$8,999 .....                                   | 1 679  | 1 302     | 158   | 1 114  | -           | 377       | -     | 377    | -           |
| \$9,000 to \$9,999 .....                                   | 855    | 609       | 103   | 506    | -           | 246       | 26    | 220    | -           |
| \$10,000 to \$11,999 .....                                 | 738    | 594       | 197   | 397    | -           | 144       | -     | 144    | -           |
| \$12,000 to \$14,999 .....                                 | 521    | 440       | 171   | 270    | -           | 80        | 57    | 23     | -           |
| \$15,000 or more .....                                     | 387    | 266       | 115   | 152    | -           | 121       | -     | 121    | -           |
| Median earnings .....                                      | 4 645  | 5 382     | 5 764 | 5 314  | 0           | 3 676     | 4 398 | 3 607  | 0           |
| <b>Family heads, total .....</b>                           |        |           |       |        |             |           |       |        |             |
| Less than \$2,000 .....                                    | 1 826  | 993       | 254   | 739    | -           | 833       | 28    | 805    | -           |
| \$2,000 to \$2,999 .....                                   | 1 634  | 486       | 24    | 462    | -           | 1 148     | 53    | 1 095  | -           |
| \$3,000 to \$3,999 .....                                   | 3 829  | 1 853     | 242   | 1 611  | -           | 1 975     | 82    | 1 894  | -           |
| \$4,000 to \$4,999 .....                                   | 4 043  | 3 195     | 358   | 2 837  | -           | 849       | 161   | 688    | -           |
| \$5,000 to \$5,999 .....                                   | 5 271  | 4 539     | 643   | 3 873  | -           | 731       | 29    | 703    | -           |
| \$6,000 to \$6,999 .....                                   | 3 593  | 3 225     | 544   | 2 682  | -           | 368       | 80    | 288    | -           |
| \$7,000 to \$7,999 .....                                   | 1 813  | 1 617     | 298   | 1 319  | -           | 196       | 29    | 167    | -           |
| \$8,000 to \$8,999 .....                                   | 1 170  | 1 005     | 106   | 899    | -           | 166       | -     | 166    | -           |
| \$9,000 to \$9,999 .....                                   | 485    | 387       | 78    | 309    | -           | 98        | -     | 98     | -           |
| \$10,000 to \$11,999 .....                                 | 370    | 347       | 108   | 239    | -           | 23        | -     | 23     | -           |
| \$12,000 to \$14,999 .....                                 | 401    | 349       | 111   | 238    | -           | 52        | 29    | 23     | -           |
| \$15,000 or more .....                                     | 277    | 229       | 109   | 120    | -           | 49        | -     | 49     | -           |
| Median earnings .....                                      | 5 199  | 5 575     | 5 870 | 5 526  | 0           | 3 639     | 4 508 | 3 581  | 0           |
| <b>INCOME OF UNRELATED INDIVIDUALS</b>                     |        |           |       |        |             |           |       |        |             |
| Total unrelated individuals .....                          | 24 026 | 10 950    | 2 457 | 8 416  | -           | 13 077    | 3 756 | 9 321  | -           |
| Less than \$1,000 .....                                    | 4 402  | 1 043     | 456   | 587    | -           | 3 359     | 1 100 | 2 259  | -           |
| \$1,000 to \$1,999 .....                                   | 6 660  | 2 364     | 557   | 1 784  | -           | 4 297     | 1 334 | 2 963  | -           |
| \$2,000 to \$2,999 .....                                   | 3 220  | 1 226     | 246   | 980    | -           | 1 994     | 395   | 1 599  | -           |
| \$3,000 to \$3,999 .....                                   | 2 743  | 1 312     | 149   | 1 163  | -           | 1 431     | 355   | 1 076  | -           |
| \$4,000 to \$4,999 .....                                   | 2 398  | 1 650     | 309   | 1 341  | -           | 748       | 155   | 592    | -           |
| \$5,000 to \$5,999 .....                                   | 1 781  | 1 293     | 249   | 1 021  | -           | 488       | 160   | 329    | -           |
| \$6,000 to \$6,999 .....                                   | 1 443  | 1 031     | 206   | 825    | -           | 412       | 183   | 229    | -           |
| \$7,000 to \$7,999 .....                                   | 476    | 384       | 83    | 301    | -           | 92        | -     | 92     | -           |
| \$8,000 to \$8,999 .....                                   | 283    | 192       | 77    | 115    | -           | 91        | -     | 91     | -           |
| \$9,000 to \$9,999 .....                                   | 297    | 203       | -     | 173    | -           | 94        | 51    | 44     | -           |
| \$10,000 to \$11,999 .....                                 | 256    | 184       | 89    | 95     | -           | 72        | 24    | 47     | -           |
| \$12,000 to \$14,999 .....                                 | 61     | 61        | 30    | 32     | -           | -         | -     | -      | -           |
| \$15,000 or more .....                                     | 6      | 6         | 6     | -      | -           | -         | -     | -      | -           |
| Median income .....  | 2 400  | 3 663     | 2 937 | 3 749  | 0           | 1 812     | 1 653 | 1 883  | 0           |

<sup>1</sup>Not used in computing median.

**Table I. Total Family Income for Civilian Noninstitutional Population**

[Includes wives in male-headed families whose head is present and a member of the Armed Forces]

| Total Family Income        | Total families | Families with male heads |       |        |             | Families with female heads |       |        |             |
|----------------------------|----------------|--------------------------|-------|--------|-------------|----------------------------|-------|--------|-------------|
|                            |                | All races                | White | Negro  | Other races | All races                  | White | Negro  | Other races |
| Total families .....       | 48 011         | 30 484                   | 5 774 | 24 609 | -           | 17 527                     | 1 685 | 15 817 | -           |
| Less than \$1,000 .....    | 2 241          | 686                      | 108   | 578    | -           | 1 554                      | 153   | 1 401  | -           |
| \$1,000 to \$1,999 .....   | 4 120          | 1 692                    | 505   | 1 187  | -           | 2 428                      | 255   | 2 148  | -           |
| \$2,000 to \$2,999 .....   | 4 083          | 1 870                    | 533   | 1 311  | -           | 2 213                      | 106   | 2 107  | -           |
| \$3,000 to \$3,999 .....   | 5 069          | 2 159                    | 582   | 1 577  | -           | 2 910                      | 343   | 2 567  | -           |
| \$4,000 to \$4,999 .....   | 4 863          | 2 905                    | 596   | 2 310  | -           | 1 958                      | 203   | 1 755  | -           |
| \$5,000 to \$5,999 .....   | 5 241          | 3 599                    | 613   | 2 938  | -           | 1 641                      | 157   | 1 484  | -           |
| \$6,000 to \$6,999 .....   | 4 476          | 3 300                    | 611   | 2 688  | -           | 1 177                      | 108   | 1 069  | -           |
| \$7,000 to \$7,999 .....   | 3 428          | 2 837                    | 505   | 2 332  | -           | 591                        | -     | 591    | -           |
| \$8,000 to \$8,999 .....   | 3 617          | 2 849                    | 373   | 2 476  | -           | 768                        | 125   | 643    | -           |
| \$9,000 to \$9,999 .....   | 2 374          | 1 731                    | 243   | 1 488  | -           | 643                        | 24    | 619    | -           |
| \$10,000 to \$11,999 ..... | 3 448          | 2 761                    | 370   | 2 365  | -           | 687                        | 53    | 634    | -           |
| \$12,000 to \$14,999 ..... | 2 679          | 2 094                    | 383   | 1 711  | -           | 585                        | 105   | 481    | -           |
| \$15,000 or more .....     | 2 373          | 2 001                    | 352   | 1 649  | -           | 372                        | 53    | 320    | -           |
| Median income .....        | 5 709          | 6 714                    | 5 940 | 6 899  | 0           | 3 903                      | 3 958 | 3 901  | 0           |

**Table J. Extent of Poverty in Civilian Noninstitutional Population**

| Number and Percent of Persons With Income Below the Poverty Level | Total persons | Male      |       |        |             | Female    |        |        |             |
|---|---------------|-----------|-------|--------|-------------|-----------|--------|--------|-------------|
|   |               | All races | White | Negro  | Other races | All races | White  | Negro  | Other races |
| Total persons, 16 years and over .....                            | 131 619       | 55 479    | 9 769 | 45 533 | -           | 76 140    | 12 517 | 63 523 | -           |
| <b>NUMBER OF PERSONS WITH INCOME BELOW THE POVERTY LEVEL</b>      |               |           |       |        |             |           |        |        |             |
| Total .....   | 36 044        | 12 050    | 2 559 | 9 396  | -           | 23 994    | 4 219  | 19 702 | -           |
| Total persons in families, 16 years and over .....                | 24 087        | 7 820     | 1 423 | 6 348  | -           | 16 267    | 1 897  | 14 296 | -           |
| 16 to 24 years .....  | 6 387         | 1 944     | 234   | 1 710  | -           | 4 443     | 231    | 4 188  | -           |
| 25 to 64 years .....  | 14 329        | 4 406     | 851   | 3 506  | -           | 9 922     | 1 197  | 8 675  | -           |
| 65 years and over .....   | 3 371         | 1 469     | 338   | 1 132  | -           | 1 902     | 469    | 1 433  | -           |
| Total unrelated individuals, 16 years and over .....              | 11 957        | 4 230     | 1 136 | 3 048  | -           | 7 728     | 2 322  | 5 406  | -           |
| <b>PERCENT BELOW THE POVERTY LEVEL</b>                            |               |           |       |        |             |           |        |        |             |
| Total persons in families, 16 years and over .....                | 22.4          | 17.6      | 19.5  | 17.1   | .0          | 25.8      | 21.7   | 26.4   | .0          |
| 16 to 24 years .....  | 22.8          | 17.0      | 20.1  | 16.7   | .0          | 26.8      | 20.8   | 27.2   | .0          |
| 25 to 64 years .....  | 20.9          | 15.6      | 18.0  | 15.0   | .0          | 24.7      | 20.3   | 25.4   | .0          |
| 65 years and over .....   | 30.1          | 30.2      | 23.9  | 32.8   | .0          | 30.0      | 26.7   | 31.2   | .0          |
| Total unrelated individuals, 16 years and over .....              | 49.8          | 38.6      | 46.2  | 36.2   | .0          | 59.1      | 61.8   | 58.0   | .0          |

Table K. Extent of Poverty in Families of Civilian Noninstitutional Population

[Includes wives in male-headed families whose head is present and a member of the Armed Forces]

| Family Size<br>Work Experience                                  | All families with income below the poverty level | Families with male heads |       |       |             | Families with female heads |       |       |             |
|---|--|--------------------------|-------|-------|-------------|----------------------------|-------|-------|-------------|
|   |  | All races                | White | Negro | Other races | All races                  | White | Negro | Other races |
| All families with income below the poverty level                | 13 039   | 5 535                    | 1 183 | 4 302 | -           | 7 505                      | 541   | 6 938 | -           |
| Families with-  |  |                          |       |       |             |                            |       |       |             |
| 2 persons   | 4 054  | 1 845                    | 571   | 1 274 | -           | 2 209                      | 230   | 1 979 | -           |
| 3 persons   | 2 374  | 912                      | 194   | 719   | -           | 1 461                      | 51    | 1 385 | -           |
| 4 persons   | 2 033  | 684                      | 131   | 528   | -           | 1 349                      | 101   | 1 248 | -           |
| 5 persons   | 1 222  | 389                      | 130   | 259   | -           | 833                        | 82    | 751   | -           |
| 6 persons   | 1 251  | 540                      | 107   | 432   | -           | 712                        | 51    | 660   | -           |
| 7 persons or more   | 2 106  | 1 165                    | 51    | 1 091 | -           | 941                        | 26    | 915   | -           |
| Families with-  |  |                          |       |       |             |                            |       |       |             |
| No children under 18 years                                      | 3 171  | 2 177                    | 567   | 1 611 | -           | 994                        | 179   | 815   | -           |
| Children 6 to 17 years only                                     | 3 673  | 1 379                    | 244   | 1 109 | -           | 2 294                      | 131   | 2 138 | -           |
| Mean number 6 to 17 years                                       | 2.7  | 3.1                      | 2.8   | 3.3   | .0          | 2.4                        | 2.4   | 2.4   | .0          |
| Children under 6 years  | 6 195  | 1 979                    | 373   | 1 583 | -           | 4 216                      | 232   | 3 985 | -           |
| Mean number of children in families with children under 6 years | 3.3  | 3.5                      | 2.5   | 3.7   | .0          | 3.2                        | 3.5   | 3.2   | .0          |
| Total families with head under age 65                           | 10 825   | 4 177                    | 875   | 3 253 | -           | 6 648                      | 371   | 6 252 | -           |
| Head worked 50 to 52 weeks, full time                           | 2 749  | 1 507                    | 226   | 1 257 | -           | 1 242                      | 28    | 1 214 | -           |
| Head worked 27 to 49 weeks, full time                           | 1 670  | 781                      | 178   | 578   | -           | 889                        | 109   | 781   | -           |
| Head worked 1 to 26 weeks, full time                            | 1 785  | 583                      | 101   | 482   | -           | 1 201                      | 49    | 1 127 | -           |
| Head worked part time   | 882  | 250                      | 127   | 124   | -           | 632                        | 51    | 580   | -           |
| Head did not work at all  | 3 739  | 1 056                    | 243   | 812   | -           | 2 684                      | 133   | 2 550 | -           |
| Main reason was poor health, illness, or disability             | 1 840  | 715                      | 162   | 553   | -           | 1 125                      | 54    | 1 071 | -           |
| <b>PERCENT OF FAMILIES WITH INCOME BELOW THE POVERTY LEVEL</b>  |  |                          |       |       |             |                            |       |       |             |
| All families  | 27.2   | 18.2                     | 20.5  | 17.5  | .0          | 42.8                       | 32.1  | 43.9  | .0          |
| Families with-  |  |                          |       |       |             |                            |       |       |             |
| 2 persons   | 24.0   | 17.4                     | 20.8  | 16.2  | .0          | 35.4                       | 26.2  | 36.9  | .0          |
| 3 persons   | 21.1   | 12.8                     | 15.2  | 12.3  | .0          | 35.6                       | 13.2  | 37.6  | .0          |
| 4 persons   | 27.9   | 14.9                     | 17.1  | 13.9  | .0          | 50.0                       | 48.4  | 50.1  | .0          |
| 5 persons   | 29.5   | 15.0                     | 29.7  | 12.1  | .0          | 54.0                       | 62.2  | 53.3  | .0          |
| 6 persons   | 35.4   | 23.5                     | 33.5  | 21.8  | .0          | 57.6                       | 100.0 | 55.8  | .0          |
| 7 persons or more   | 42.5   | 35.8                     | 22.1  | 36.4  | .0          | 55.1                       | 100.0 | 54.4  | .0          |
| Families with-  |  |                          |       |       |             |                            |       |       |             |
| No children under 18 years                                      | 17.8   | 16.5                     | 18.1  | 16.0  | .0          | 21.7                       | 22.7  | 21.5  | .0          |
| Children 6 to 17 years only                                     | 27.4   | 18.4                     | 18.5  | 18.1  | .0          | 38.8                       | 22.2  | 40.4  | .0          |
| Children under 6 years  | 36.9   | 20.3                     | 28.1  | 18.9  | .0          | 59.9                       | 75.4  | 59.2  | .0          |
| Total families with head under age 65                           | 26.2   | 15.9                     | 19.2  | 15.0  | .0          | 44.1                       | 36.1  | 44.6  | .0          |
| Head worked 50 to 52 weeks, full time                           | 11.5   | 8.5                      | 8.1   | 8.5   | .0          | 19.7                       | 6.4   | 20.7  | .0          |
| Head worked 27 to 49 weeks, full time                           | 24.2   | 16.6                     | 21.7  | 15.0  | .0          | 40.5                       | 56.8  | 39.0  | .0          |
| Head worked 1 to 26 weeks, full time                            | 63.2   | 45.3                     | 44.0  | 45.6  | .0          | 78.1                       | 63.5  | 78.5  | .0          |
| Head worked part time   | 37.0   | 26.5                     | 49.8  | 18.6  | .0          | 43.9                       | 100.0 | 41.9  | .0          |
| Head did not work at all  | 70.8   | 62.0                     | 52.0  | 65.8  | .0          | 74.9                       | 49.9  | 76.9  | .0          |
| Main reason was poor health, illness, or disability             | 64.1   | 56.0                     | 53.5  | 56.8  | .0          | 70.5                       | 67.7  | 70.6  | .0          |

Table L. Installment Debt and Charges for Rent, Mortgages, and Utilities

| Installment Debt<br>Mortgage or Rent and Utilities<br>Persons Per Room | Total<br>primary<br>families | Primary families with male heads |       |        |                | Primary families with female heads |       |        |                |
|--|------------------------------|----------------------------------|-------|--------|----------------|------------------------------------|-------|--------|----------------|
|  |                              | All<br>races                     | White | Negro  | Other<br>races | All<br>races                       | White | Negro  | Other<br>races |
| <b>MONTHLY INSTALLMENT DEBT<sup>1</sup></b>                            |                              |                                  |       |        |                |                                    |       |        |                |
| Total families .....   | 47 454                       | 30 089                           | 5 689 | 24 300 | -              | 17 364                             | 1 685 | 15 654 | -              |
| None .....   | 12 636                       | 7 749                            | 2 681 | 5 015  | -              | 4 888                              | 961   | 3 927  | -              |
| Percent of total .....   | 26.6                         | 25.8                             | 47.1  | 20.6   | .0             | 28.1                               | 57.0  | 25.1   | .0             |
| \$1 to \$10 .....  | 884                          | 573                              | 131   | 442    | -              | 310                                | 76    | 235    | -              |
| \$11 to \$20 .....   | 3 318                        | 1 663                            | 218   | 1 444  | -              | 1 655                              | 102   | 1 553  | -              |
| \$21 to \$30 .....   | 2 747                        | 1 579                            | 340   | 1 238  | -              | 1 169                              | -     | 1 169  | -              |
| \$31 to \$40 .....   | 2 554                        | 1 404                            | 286   | 1 118  | -              | 1 149                              | 150   | 999    | -              |
| \$41 to \$50 .....   | 2 513                        | 1 290                            | 209   | 1 081  | -              | 1 223                              | 80    | 1 143  | -              |
| \$51 to \$60 .....   | 2 047                        | 1 104                            | 80    | 1 025  | -              | 943                                | 82    | 860    | -              |
| \$61 to \$75 .....   | 2 511                        | 1 588                            | 250   | 1 308  | -              | 953                                | 26    | 927    | -              |
| \$76 to \$100 .....  | 2 623                        | 1 754                            | 111   | 1 643  | -              | 869                                | 26    | 843    | -              |
| \$101 to \$150 .....   | 4 695                        | 3 174                            | 341   | 2 808  | -              | 1 520                              | 51    | 1 469  | -              |
| More than \$150 .....  | 8 602                        | 6 627                            | 706   | 5 898  | -              | 1 976                              | 81    | 1 869  | -              |
| Not available .....  | 2 324                        | 1 614                            | 335   | 1 279  | -              | 710                                | 50    | 660    | -              |
| <b>Debt as Percent of Family Income</b>                                |                              |                                  |       |        |                |                                    |       |        |                |
| None or less than 10 percent .....                                     | 22 957                       | 14 475                           | 3 801 | 10 621 | -              | 8 482                              | 1 213 | 7 269  | -              |
| 10 to 24 percent .....   | 13 432                       | 9 229                            | 1 082 | 8 147  | -              | 4 204                              | 269   | 3 935  | -              |
| 25 to 34 percent .....   | 4 038                        | 2 432                            | 244   | 2 139  | -              | 1 606                              | 49    | 1 557  | -              |
| 35 to 49 percent .....   | 2 368                        | 1 378                            | 150   | 1 228  | -              | 990                                | 51    | 940    | -              |
| 50 percent or more .....   | 2 335                        | 962                              | 77    | 885    | -              | 1 372                              | 54    | 1 293  | -              |
| Not available .....  | 2 324                        | 1 614                            | 335   | 1 279  | -              | 710                                | 50    | 660    | -              |
| <b>MONTHLY MORTGAGE OR RENT AND UTILITIES</b>                          |                              |                                  |       |        |                |                                    |       |        |                |
| Total families .....   | 47 454                       | 30 089                           | 5 689 | 24 300 | -              | 17 364                             | 1 685 | 15 654 | -              |
| Less than \$40 .....   | 8 569                        | 5 395                            | 1 490 | 3 905  | -              | 3 174                              | 657   | 2 517  | -              |
| \$40 to \$59 .....   | 1 147                        | 628                              | 164   | 463    | -              | 520                                | 50    | 470    | -              |
| \$60 to \$79 .....   | 13 286                       | 8 912                            | 904   | 7 958  | -              | 4 374                              | 239   | 4 110  | -              |
| \$80 to \$99 .....   | 5 920                        | 4 147                            | 725   | 3 421  | -              | 1 773                              | 315   | 1 458  | -              |
| \$100 to \$149 .....   | 8 822                        | 6 460                            | 1 311 | 5 123  | -              | 2 362                              | 107   | 2 255  | -              |
| \$150 or more .....  | 1 145                        | 976                              | 167   | 809    | -              | 169                                | -     | 169    | -              |
| No cash rent <sup>2</sup> .....  | 172                          | 126                              | 80    | 47     | -              | 46                                 | -     | 46     | -              |
| Not available <sup>2</sup> .....                                       | 1 159                        | 745                              | 125   | 621    | -              | 414                                | 24    | 390    | -              |
| Median .....   | 75                           | 76                               | 76    | 76     | 0              | 72                                 | 60    | 72     | 0              |
| Families in public housing .....                                       | 7 233                        | 2 701                            | 722   | 1 953  | -              | 4 533                              | 293   | 4 240  | -              |
| <b>Mortgage or Rent and Utilities as Percent of Family Income</b>      |                              |                                  |       |        |                |                                    |       |        |                |
| Less than 10 percent .....   | 13 032                       | 8 950                            | 1 901 | 7 022  | -              | 4 082                              | 641   | 3 441  | -              |
| 10 to 24 percent .....   | 22 813                       | 15 412                           | 2 413 | 12 950 | -              | 7 401                              | 628   | 6 773  | -              |
| 25 to 34 percent .....   | 4 616                        | 2 354                            | 617   | 1 711  | -              | 2 262                              | 182   | 2 080  | -              |
| 35 percent or more .....   | 5 621                        | 2 488                            | 552   | 1 936  | -              | 3 133                              | 210   | 2 898  | -              |
| Not available .....  | 1 371                        | 885                              | 205   | 680    | -              | 486                                | 24    | 462    | -              |
| <b>AVERAGE PERSONS PER ROOM</b>  |                              |                                  |       |        |                |                                    |       |        |                |
| 1.00 persons or less .....   | 37 045                       | 23 297                           | 4 881 | 18 364 | -              | 13 748                             | 1 530 | 12 193 | -              |
| 1.01 to 1.50 persons .....   | 6 602                        | 4 229                            | 488   | 3 741  | -              | 2 373                              | 77    | 2 295  | -              |
| 1.51 persons or more .....   | 3 338                        | 2 228                            | 267   | 1 911  | -              | 1 110                              | 54    | 1 056  | -              |
| Not available .....  | 469                          | 335                              | 52    | 283    | -              | 134                                | 24    | 110    | -              |

<sup>1</sup> Excludes mortgage or rent and utilities. <sup>2</sup> Not used in computing median.

Table M. Training, Employment, and Job-Seeking History of Civilian Noninstitutional Population

| Job Training<br>Occupation of First and Longest Jobs<br>Job-Seeking Method<br>Lowest Acceptable Weekly Pay                  | Total   | Male      |       |        |             | Female    |        |        |             |
|---|---------|-----------|-------|--------|-------------|-----------|--------|--------|-------------|
|   |         | All races | White | Negro  | Other races | All races | White  | Negro  | Other races |
| <b>COMPLETION OF TRAINING</b>   |         |           |       |        |             |           |        |        |             |
| Total with completion of training   | 16 756  | 7 872     | 1 204 | 6 639  | -           | 8 883     | 830    | 8 027  | -           |
| Completed any job training since January 1961   | 11 344  | 4 460     | 430   | 4 030  | -           | 6 885     | 327    | 6 531  | -           |
| High school, trade school, or junior college  | 7 631   | 2 483     | 233   | 2 250  | -           | 5 148     | 176    | 4 947  | -           |
| Armed Forces <sup>1</sup>   | 1 104   | 1 104     | 99    | 1 005  | -           | -         | -      | -      | -           |
| Apprenticeship <sup>1</sup>   | 329     | 329       | 49    | 281    | -           | -         | -      | -      | -           |
| Manpower Development and Training Act   | 187     | -         | -     | -      | -           | 187       | -      | 187    | -           |
| Neighborhood Youth Corps  | 1 072   | 264       | -     | 264    | -           | 808       | -      | 808    | -           |
| All other   | 1 812   | 578       | 74    | 503    | -           | 1 234     | 178    | 1 056  | -           |
| Completed any job training prior to 1961  | 5 571   | 3 549     | 830   | 2 690  | -           | 2 022     | 503    | 1 519  | -           |
| High school, trade school, or junior college  | 3 004   | 1 410     | 173   | 1 207  | -           | 1 894     | 449    | 1 445  | -           |
| Armed Forces <sup>1</sup>   | 1 739   | 1 739     | 571   | 1 168  | -           | -         | -      | -      | -           |
| Apprenticeship <sup>1</sup>   | 382     | 382       | 85    | 297    | -           | -         | -      | -      | -           |
| Did not complete any job training   | 114 864 | 47 607    | 8 565 | 38 895 | -           | 67 257    | 11 687 | 55 496 | -           |
| <b>MAJOR OCCUPATION GROUP OF FIRST REGULAR FULL-TIME JOB SINCE LEAVING SCHOOL FOR THOSE EMPLOYED ON FULL-TIME SCHEDULES</b> |         |           |       |        |             |           |        |        |             |
| Total employed on full-time schedules   | 64 048  | 35 645    | 5 472 | 30 068 | -           | 28 403    | 3 362  | 24 966 | -           |
| White collar workers  | 7 739   | 3 575     | 966   | 2 583  | -           | 4 164     | 1 102  | 3 062  | -           |
| Professional and technical  | 1 702   | 867       | 235   | 631    | -           | 835       | 138    | 698    | -           |
| Managerial and administrative   | 445     | 352       | 77    | 275    | -           | 93        | -      | 93     | -           |
| Sales   | 929     | 484       | 208   | 276    | -           | 445       | 207    | 238    | -           |
| Clerical  | 4 662   | 1 872     | 446   | 1 400  | -           | 2 790     | 757    | 2 033  | -           |
| Blue collar workers   | 20 247  | 16 321    | 2 798 | 13 498 | -           | 3 925     | 913    | 3 012  | -           |
| Craftsmen   | 2 584   | 2 414     | 542   | 1 846  | -           | 1 69      | 80     | 89     | -           |
| Operatives, except transportation   | 8 791   | 5 418     | 1 118 | 4 300  | -           | 3 373     | 804    | 2 569  | -           |
| Transport equipment operatives  | 3 214   | 3 191     | 341   | 2 851  | -           | 23        | -      | 23     | -           |
| Laborers, except farm   | 5 658   | 5 298     | 797   | 4 501  | -           | 360       | 29     | 331    | -           |
| Service workers, except private household   | 10 414  | 4 979     | 383   | 4 596  | -           | 5 435     | 367    | 5 068  | -           |
| Private household workers   | 4 937   | 57        | -     | 57     | -           | 4 880     | -      | 4 880  | -           |
| Farm workers  | 3 601   | 2 679     | 268   | 2 388  | -           | 922       | 57     | 865    | -           |
| Not available   | 17 111  | 8 034     | 1 057 | 6 948  | -           | 9 077     | 924    | 8 079  | -           |
| <b>MAJOR OCCUPATION GROUP OF LONGEST JOB SINCE LEAVING SCHOOL FOR THOSE EMPLOYED ON FULL-TIME SCHEDULES</b>                 |         |           |       |        |             |           |        |        |             |
| Total employed on full-time schedules   | 64 048  | 35 645    | 5 472 | 30 068 | -           | 28 403    | 3 362  | 24 966 | -           |
| White collar workers  | 9 728   | 4 685     | 1 122 | 3 537  | -           | 5 043     | 1 114  | 3 929  | -           |
| Professional and technical  | 2 104   | 953       | 316   | 637    | -           | 1 151     | 265    | 885    | -           |
| Managerial and administrative   | 1 011   | 794       | 306   | 488    | -           | 216       | 82     | 134    | -           |
| Sales   | 963     | 485       | 224   | 261    | -           | 478       | 52     | 426    | -           |
| Clerical  | 5 650   | 2 452     | 276   | 2 151  | -           | 3 198     | 715    | 2 483  | -           |
| Blue collar workers   | 23 389  | 18 611    | 2 760 | 15 802 | -           | 4 778     | 945    | 3 833  | -           |
| Craftsmen   | 4 800   | 4 303     | 1 190 | 3 087  | -           | 498       | 160    | 337    | -           |
| Operatives, except transportation   | 9 706   | 5 615     | 853   | 4 762  | -           | 4 091     | 785    | 3 306  | -           |
| Transport equipment operatives  | 3 927   | 3 904     | 547   | 3 334  | -           | 23        | -      | 23     | -           |
| Laborers, except farm   | 4 956   | 4 790     | 171   | 4 619  | -           | 166       | -      | 166    | -           |
| Service workers, except private household   | 9 391   | 3 986     | 452   | 3 534  | -           | 5 404     | 382    | 5 022  | -           |
| Private household workers   | 3 566   | 32        | -     | 32     | -           | 3 534     | -      | 3 534  | -           |
| Farm workers  | 1 095   | 752       | 53    | 698    | -           | 344       | 29     | 315    | -           |
| Not available   | 16 879  | 7 579     | 1 085 | 6 465  | -           | 9 300     | 893    | 8 333  | -           |
| <b>PRINCIPAL METHOD OF SEEKING WORK</b>   |         |           |       |        |             |           |        |        |             |
| Total unemployed at any time in last 12 months  | 22 903  | 10 910    | 1 714 | 9 144  | -           | 11 993    | 1 357  | 10 636 | -           |
| Checked with State employment service   | 3 350   | 1 318     | 29    | 1 288  | -           | 2 033     | 78     | 1 955  | -           |
| Percent of total  | 14.6    | 12.1      | 1.7   | 14.1   | 0           | 16.9      | 5.7    | 18.4   | 0           |
| Applied directly to employer  | 6 352   | 3 097     | 621   | 2 477  | -           | 3 255     | 550    | 2 705  | -           |
| Asked friends or relatives  | 2 989   | 1 641     | 372   | 1 243  | -           | 1 376     | 119    | 1 230  | -           |
| Checked newspaper   | 3 621   | 1 390     | 78    | 1 287  | -           | 2 231     | 332    | 1 898  | -           |
| Registered with union   | 74      | 74        | -     | 74     | -           | -         | -      | -      | -           |
| Checked with private employment agency  | 163     | 46        | 23    | 23     | -           | 116       | 23     | 93     | -           |
| Checked with community organizations  | 1 079   | 261       | 29    | 232    | -           | 817       | -      | 817    | -           |
| Went to special streets or places to be picked up   | 186     | 186       | -     | 186    | -           | -         | -      | -      | -           |
| All other methods   | 163     | 70        | -     | 70     | -           | 93        | -      | 93     | -           |
| Not available   | 4 926   | 2 827     | 562   | 2 265  | -           | 2 100     | 256    | 1 844  | -           |
| <b>LOWEST ACCEPTABLE WEEKLY PAY</b>   |         |           |       |        |             |           |        |        |             |
| Total unemployed at any time in last 12 months  | 22 903  | 10 910    | 1 714 | 9 144  | -           | 11 993    | 1 357  | 10 636 | -           |
| Under \$50  | 784     | 148       | -     | 148    | -           | 636       | 118    | 518    | -           |
| \$50 to \$59  | 1 862   | 443       | 53    | 390    | -           | 1 420     | 174    | 1 246  | -           |
| \$60 to \$69  | 5 206   | 1 501     | 352   | 1 149  | -           | 3 705     | 297    | 3 408  | -           |
| \$70 to \$79  | 2 238   | 862       | 176   | 686    | -           | 1 376     | 109    | 1 267  | -           |
| \$80 to \$89  | 3 472   | 2 002     | 234   | 1 768  | -           | 1 470     | 116    | 1 353  | -           |
| \$90 to \$99  | 528     | 337       | -     | 311    | -           | 192       | 75     | 117    | -           |
| \$100 to \$124  | 2 104   | 1 698     | 150   | 1 523  | -           | 406       | 104    | 302    | -           |
| \$125 to \$149  | 282     | 282       | -     | 282    | -           | -         | -      | -      | -           |
| \$150 or more   | 411     | 411       | 77    | 334    | -           | -         | -      | -      | -           |
| Not available <sup>2</sup>  | 6 015   | 3 226     | 671   | 2 555  | -           | 2 789     | 364    | 2 425  | -           |
| Median  | 73      | 84        | 77    | 85     | 0           | 67        | 67     | 67     | 0           |
| Persons 16 to 21 years of age unemployed at any time in last 12 months  | 7 273   | 3 390     | 274   | 3 116  | -           | 3 883     | 349    | 3 534  | -           |
| Under \$50  | 413     | 116       | -     | 116    | -           | 297       | 65     | 232    | -           |
| \$50 to \$59  | 832     | 278       | -     | 278    | -           | 554       | 42     | 511    | -           |
| \$60 to \$69  | 2 393   | 951       | 163   | 789    | -           | 1 442     | 88     | 1 354  | -           |
| \$70 to \$79  | 806     | 394       | -     | 394    | -           | 412       | 42     | 371    | -           |
| \$80 to \$89  | 1 187   | 728       | 69    | 659    | -           | 459       | 42     | 417    | -           |
| \$90 to \$99  | 116     | 46        | -     | 46     | -           | 70        | 47     | 23     | -           |
| \$100 to \$124  | 465     | 372       | -     | 372    | -           | 93        | 23     | 70     | -           |
| \$125 to \$149  | 23      | 23        | -     | 23     | -           | -         | -      | -      | -           |
| \$150 or more   | -       | -         | -     | -      | -           | -         | -      | -      | -           |
| Not available <sup>2</sup>  | 1 038   | 482       | 42    | 440    | -           | 556       | -      | 556    | -           |
| Median  | 68      | 73        | 67    | 74     | 0           | 66        | 68     | 66     | 0           |

<sup>1</sup> Questions asked of males only. <sup>2</sup> Not used in computing median.

Table N. Transportation of Civilian Noninstitutional Population

| Place of Work<br>Method, Cost, and Availability of Transportation | Total<br>civilian<br>noninsti-<br>tutional<br>population | Male         |       |        |                | Female       |       |        |                |
|---|--|--------------|-------|--------|----------------|--------------|-------|--------|----------------|
|   |  | All<br>races | White | Negro  | Other<br>races | All<br>races | White | Negro  | Other<br>races |
| <b>USUAL PLACE OF WORK AND METHOD OF TRANSPORTATION</b>           |  |              |       |        |                |              |       |        |                |
| Total employed .....  | 75 174   | 39 905       | 6 320 | 33 454 | -              | 35 270       | 4 195 | 31 000 | -              |
| Same address each day .....                                       | 70 495   | 37 031       | 5 735 | 31 189 | -              | 33 464       | 4 065 | 29 348 | -              |
| Within city limits .....  | 55 172   | 28 324       | 4 159 | 24 114 | -              | 26 848       | 3 566 | 23 230 | -              |
| Inner city sample area .....                                      | 32 695   | 16 963       | 2 821 | 14 117 | -              | 15 733       | 2 640 | 13 067 | -              |
| Remainder of city .....   | 17 088   | 8 619        | 1 065 | 7 528  | -              | 8 469        | 845   | 7 598  | -              |
| Not available .....   | 5 388  | 2 742        | 273   | 2 469  | -              | 2 646        | 81    | 2 565  | -              |
| Outside city limits .....   | 15 248   | 8 657        | 1 576 | 7 026  | -              | 6 591        | 499   | 6 092  | -              |
| Not available .....   | 75   | 49           | -     | 49     | -              | 25           | -     | 25     | -              |
| Different address each day .....                                  | 4 329  | 2 691        | 557   | 2 110  | -              | 1 638        | 57    | 1 558  | -              |
| Not available .....   | 351  | 183          | 29    | 155    | -              | 168          | 73    | 94     | -              |
| <b>Method of Transportation</b>                                   |  |              |       |        |                |              |       |        |                |
| Bus, trolley, or taxi .....                                       | 28 384   | 8 920        | 722   | 8 197  | -              | 19 465       | 909   | 18 508 | -              |
| Subway or railroad .....  | 25   | 25           | -     | 25     | -              | -            | -     | -      | -              |
| Walk .....  | 7 569  | 4 788        | 1 332 | 3 430  | -              | 2 782        | 960   | 1 821  | -              |
| Drive alone or in carpool .....                                   | 27 055   | 19 423       | 3 481 | 15 862 | -              | 7 633        | 1 297 | 6 336  | -              |
| Ride with someone else .....                                      | 10 208   | 5 303        | 634   | 4 669  | -              | 4 905        | 852   | 4 027  | -              |
| Other .....   | 3 382  | 2 067        | 190   | 1 851  | -              | 1 316        | 209   | 1 107  | -              |
| <b>ONE-WAY COST OF TRANSPORTATION</b>                             |  |              |       |        |                |              |       |        |                |
| Total employed using public transportation .....                  | 28 409   | 8 945        | 722   | 8 223  | -              | 19 465       | 909   | 18 508 | -              |
| Less than \$0.25 .....  | 117  | 24           | 24    | -      | -              | 94           | -     | 94     | -              |
| \$0.25 to \$0.49 .....  | 24 649   | 7 699        | 611   | 7 088  | -              | 16 950       | 720   | 16 182 | -              |
| \$0.50 to \$0.74 .....  | 1 052  | 189          | -     | 189    | -              | 864          | 54    | 810    | -              |
| \$0.75 to \$0.99 .....  | 575  | 212          | -     | 212    | -              | 363          | 29    | 334    | -              |
| \$1.00 to \$1.24 .....  | 142  | 23           | -     | 23     | -              | 119          | -     | 119    | -              |
| \$1.25 to \$1.49 .....  | 52   | 52           | -     | 52     | -              | -            | -     | -      | -              |
| \$1.50 or more .....  | 354  | 114          | -     | 114    | -              | 239          | 50    | 189    | -              |
| Not available .....   | 1 468  | 631          | 88    | 544    | -              | 836          | 57    | 780    | -              |
| Total employed riding with someone else .....                     | 10 208   | 5 303        | 634   | 4 669  | -              | 4 905        | 852   | 4 027  | -              |
| Total who pay .....   | 5 952  | 3 187        | 181   | 3 005  | -              | 2 766        | 350   | 2 416  | -              |
| Less than \$0.25 .....  | 32   | 32           | -     | 32     | -              | -            | -     | -      | -              |
| \$0.25 to \$0.49 .....  | 867  | 247          | 28    | 219    | -              | 620          | 29    | 592    | -              |
| \$0.50 to \$0.74 .....  | 1 942  | 1 362        | 102   | 1 261  | -              | 580          | 107   | 472    | -              |
| \$0.75 to \$0.99 .....  | 251  | 129          | -     | 129    | -              | 123          | -     | 123    | -              |
| \$1.00 to \$1.24 .....  | 683  | 330          | 23    | 307    | -              | 353          | 26    | 327    | -              |
| \$1.25 to \$1.49 .....  | 494  | 184          | -     | 184    | -              | 310          | 26    | 284    | -              |
| \$1.50 or more .....  | 1 097  | 554          | 29    | 525    | -              | 543          | 162   | 381    | -              |
| Not available .....   | 586  | 349          | -     | 349    | -              | 237          | -     | 237    | -              |
| <b>TIME REQUIRED TO GET TO WORK</b>                               |  |              |       |        |                |              |       |        |                |
| Total employed reporting to same address each day .....           | 70 495   | 37 031       | 5 735 | 31 189 | -              | 33 464       | 4 065 | 29 348 | -              |
| Within city limits .....  | 55 172   | 28 324       | 4 159 | 24 114 | -              | 26 848       | 3 566 | 23 230 | -              |
| 0 to 29 minutes .....   | 32 687   | 18 783       | 3 386 | 15 371 | -              | 13 904       | 2 996 | 10 881 | -              |
| 30 to 39 minutes .....  | 11 473   | 5 372        | 487   | 4 859  | -              | 6 101        | 413   | 5 663  | -              |
| 40 to 59 minutes .....  | 4 802  | 2 021        | 70    | 1 951  | -              | 2 781        | 24    | 2 757  | -              |
| 60 minutes or more .....  | 5 303  | 1 621        | 139   | 1 482  | -              | 3 682        | 106   | 3 575  | -              |
| Not available .....   | 907  | 527          | 77    | 450    | -              | 380          | 26    | 354    | -              |
| Outside city limits .....   | 15 248   | 8 657        | 1 576 | 7 026  | -              | 6 591        | 499   | 6 092  | -              |
| 0 to 29 minutes .....   | 4 238  | 2 873        | 695   | 2 148  | -              | 1 364        | 151   | 1 214  | -              |
| 30 to 39 minutes .....  | 4 485  | 2 975        | 400   | 2 549  | -              | 1 510        | 209   | 1 301  | -              |
| 40 to 59 minutes .....  | 2 786  | 1 352        | 314   | 1 039  | -              | 1 433        | 28    | 1 405  | -              |
| 60 minutes or more .....  | 3 303  | 1 141        | 111   | 1 030  | -              | 2 162        | 110   | 2 052  | -              |
| Not available .....   | 437  | 316          | 56    | 260    | -              | 121          | -     | 121    | -              |
| Not available .....   | 75   | 49           | -     | 49     | -              | 25           | -     | 25     | -              |
| <b>AVAILABILITY OF TRANSPORTATION FOR THE UNEMPLOYED</b>          |  |              |       |        |                |              |       |        |                |
| Total unemployed .....  | 6 745  | 2 732        | 330   | 2 402  | -              | 4 013        | 425   | 3 587  | -              |
| Licensed to drive and car is available .....                      | 1 285  | 815          | 180   | 635    | -              | 470          | 23    | 446    | -              |
| No car available or not licensed to drive .....                   | 4 704  | 1 618        | 150   | 1 469  | -              | 3 086        | 330   | 2 756  | -              |
| Not available .....   | 756  | 299          | -     | 299    | -              | 457          | 72    | 385    | -              |
| Transportation available--  |  |              |       |        |                |              |       |        |                |
| Within a 10-minute walk .....                                     | 6 139  | 2 582        | 330   | 2 252  | -              | 3 557        | 330   | 3 227  | -              |
| Bus, trolley, or taxi .....                                       | 6 113  | 2 582        | 330   | 2 252  | -              | 3 532        | 330   | 3 202  | -              |
| Subway or railroad .....  | -  | -            | -     | -      | -              | -            | -     | -      | -              |
| Not available .....   | 25   | -            | -     | -      | -              | 25           | -     | 25     | -              |
| More than a 10-minute walk .....                                  | -  | -            | -     | -      | -              | -            | -     | -      | -              |
| 11 to 20 minutes .....  | -  | -            | -     | -      | -              | -            | -     | -      | -              |
| 21 to 30 minutes .....  | -  | -            | -     | -      | -              | -            | -     | -      | -              |
| 31 to 60 minutes .....  | -  | -            | -     | -      | -              | -            | -     | -      | -              |
| No transportation within walking distance .....                   | 94   | 23           | -     | 23     | -              | 70           | 23    | 47     | -              |
| Not reported .....  | 512  | 127          | -     | 127    | -              | 385          | 72    | 313    | -              |



Table 1. Labor Force Status: All Races

| Age and Sex<br>Family Status<br>Educational Attainment | Total<br>civilian<br>noninsti-<br>tutional<br>population | Labor force status |          |            |                                      |                       |                              | Rate of--    |  |
|--|--|--------------------|----------|------------|--------------------------------------|-----------------------|------------------------------|--------------|--|
|  |  | In labor force     |          |            |                                      | Not in<br>labor force | Labor force<br>participation | Unemployment |  |
|  |  | Total              | Employed | Unemployed |                                      |                       |                              |              |  |
|  |  |                    |          | Total      | Lost job or<br>on layoff<br>from job |                       |                              |              |  |
| <b>AGE AND SEX</b>                                     |  |                    |          |            |                                      |                       |                              |              |  |
| Total, 16 years and over .....                         | 131 619  | 81 919             | 75 174   | 6 745      | 1 880                                | 49 700                | 62.2                         | 8.2          |  |
| Male, total .....                                      | 55 479   | 42 637             | 39 905   | 2 732      | 982                                  | 12 842                | 76.9                         | 6.4          |  |
| 16 to 21 years, total .....                            | 8 857  | 6 276              | 5 164    | 1 113      | 185                                  | 2 581                 | 70.9                         | 17.7         |  |
| 16 to 21 years, not in school .....                    | 4 703  | 4 309              | 3 544    | 765        | 93                                   | 394                   | 91.6                         | 17.8         |  |
| 22 to 34 years, total .....                            | 15 783   | 14 963             | 14 129   | 834        | 481                                  | 821                   | 94.8                         | 5.6          |  |
| 22 to 34 years, veteran of Vietnam .....               | 2 714  | 2 597              | 2 528    | 69         | 46                                   | 116                   | 95.7                         | 2.7          |  |
| 25 to 34 years .....                                   | 11 767   | 11 178             | 10 622   | 556        | 319                                  | 589                   | 95.0                         | 5.0          |  |
| 35 to 44 years .....                                   | 8 367  | 7 432              | 7 016    | 416        | 185                                  | 935                   | 88.8                         | 5.6          |  |
| 45 to 54 years .....                                   | 9 115  | 7 446              | 7 295    | 152        | 49                                   | 1 668                 | 81.7                         | 2.0          |  |
| 55 to 64 years .....                                   | 6 664  | 5 194              | 5 003    | 191        | 82                                   | 1 470                 | 77.9                         | 3.7          |  |
| 65 years and over .....                                | 6 693  | 1 326              | 1 299    | 27         | -                                    | 5 367                 | 19.8                         | 2.1          |  |
| 40 to 64 years .....                                   | 20 070   | 16 343             | 15 752   | 591        | 292                                  | 3 727                 | 81.4                         | 3.6          |  |
| Female, total .....                                    | 76 140   | 39 283             | 35 270   | 4 013      | 898                                  | 36 858                | 51.6                         | 10.2         |  |
| 16 to 21 years, total .....                            | 12 157   | 5 211              | 3 912    | 1 299      | 185                                  | 6 946                 | 42.9                         | 24.9         |  |
| 16 to 21 years, not in school .....                    | 5 906  | 3 130              | 2 295    | 835        | 93                                   | 2 776                 | 53.0                         | 26.7         |  |
| 22 to 34 years .....                                   | 20 058   | 13 577             | 11 891   | 1 686      | 397                                  | 6 481                 | 67.7                         | 12.4         |  |
| 25 to 34 years .....                                   | 13 959   | 9 525              | 8 326    | 1 199      | 211                                  | 4 434                 | 68.2                         | 12.6         |  |
| 35 to 44 years .....                                   | 11 519   | 7 444              | 7 062    | 382        | 98                                   | 4 075                 | 64.6                         | 5.1          |  |
| 45 to 54 years .....                                   | 11 205   | 7 054              | 6 666    | 389        | 102                                  | 4 150                 | 63.0                         | 5.5          |  |
| 55 to 64 years .....                                   | 9 683  | 4 461              | 4 334    | 127        | 51                                   | 5 222                 | 46.1                         | 2.8          |  |
| 65 years and over .....                                | 11 518   | 1 535              | 1 406    | 130        | 65                                   | 9 983                 | 13.3                         | 8.5          |  |
| 40 to 64 years .....                                   | 26 636   | 14 982             | 14 299   | 682        | 202                                  | 11 654                | 56.2                         | 4.6          |  |
| <b>FAMILY STATUS<sup>1</sup></b>                       |  |                    |          |            |                                      |                       |                              |              |  |
| Male, total .....                                      | 43 786   | 38 769             | 36 412   | 2 357      | 889                                  | 5 017                 | 88.5                         | 6.1          |  |
| Family head .....                                      | 25 834   | 23 608             | 22 904   | 704        | 412                                  | 2 226                 | 91.4                         | 3.0          |  |
| Family member .....                                    | 9 375  | 7 884              | 6 588    | 1 296      | 414                                  | 1 491                 | 84.1                         | 16.4         |  |
| Unrelated individual .....                             | 8 576  | 7 277              | 6 920    | 357        | 63                                   | 1 299                 | 84.9                         | 4.9          |  |
| Female, total .....                                    | 57 104   | 35 155             | 31 783   | 3 373      | 740                                  | 21 949                | 61.6                         | 9.6          |  |
| Family head .....                                      | 14 462   | 10 333             | 9 227    | 1 106      | 191                                  | 4 129                 | 71.5                         | 10.7         |  |
| No children under 18 years .....                       | 2 829  | 2 150              | 2 051    | 100        | 51                                   | 678                   | 76.0                         | 4.6          |  |
| Children 6 to 17 years only .....                      | 5 406  | 4 193              | 3 754    | 440        | 47                                   | 1 213                 | 77.6                         | 10.5         |  |
| Children under 6 years .....                           | 6 227  | 3 989              | 3 423    | 566        | 93                                   | 2 238                 | 64.1                         | 14.2         |  |
| Wife of head .....                                     | 24 678   | 13 171             | 11 980   | 1 191      | 315                                  | 11 507                | 53.4                         | 9.0          |  |
| No children under 18 years .....                       | 9 751  | 5 151              | 4 760    | 391        | 149                                  | 4 600                 | 52.8                         | 7.6          |  |
| Children 6 to 17 years only .....                      | 6 160  | 3 580              | 3 414    | 166        | 73                                   | 2 580                 | 58.1                         | 4.6          |  |
| Children under 6 years .....                           | 8 767  | 4 440              | 3 807    | 634        | 93                                   | 4 327                 | 50.6                         | 14.3         |  |
| Other family member .....                              | 10 900   | 6 747              | 5 884    | 863        | 139                                  | 4 152                 | 61.9                         | 12.8         |  |
| Unrelated individual .....                             | 7 065  | 4 904              | 4 691    | 213        | 96                                   | 2 161                 | 69.4                         | 4.3          |  |
| <b>EDUCATIONAL ATTAINMENT<sup>1</sup></b>              |  |                    |          |            |                                      |                       |                              |              |  |
| Male, total .....                                      | 43 786   | 38 769             | 36 412   | 2 357      | 889                                  | 5 017                 | 88.5                         | 6.1          |  |
| Elementary: 7 years or less .....                      | 12 383   | 10 043             | 9 803    | 240        | 82                                   | 2 340                 | 81.1                         | 2.4          |  |
| 8 years .....  | 3 147  | 2 634              | 2 457    | 178        | 80                                   | 513                   | 83.7                         | 6.7          |  |
| High school: 1 to 3 years .....                        | 13 190   | 11 964             | 10 915   | 1 049      | 379                                  | 1 226                 | 90.7                         | 8.8          |  |
| 4 years .....  | 10 993   | 10 316             | 9 651    | 665        | 271                                  | 677                   | 93.8                         | 6.4          |  |
| College: 1 year or more .....                          | 4 073  | 3 812              | 3 587    | 225        | 77                                   | 261                   | 93.6                         | 5.9          |  |
| Female, total .....                                    | 57 104   | 35 155             | 31 783   | 3 373      | 740                                  | 21 949                | 61.6                         | 9.6          |  |
| Elementary: 7 years or less .....                      | 12 318   | 5 485              | 5 145    | 340        | 100                                  | 6 833                 | 44.5                         | 6.2          |  |
| 8 years .....  | 4 870  | 2 820              | 2 570    | 249        | 47                                   | 2 051                 | 57.9                         | 8.8          |  |
| High school: 1 to 3 years .....                        | 17 397   | 10 804             | 9 711    | 1 093      | 263                                  | 6 593                 | 62.1                         | 10.1         |  |
| 4 years .....  | 17 351   | 11 786             | 10 312   | 1 474      | 305                                  | 5 565                 | 67.9                         | 12.5         |  |
| College: 1 year or more .....                          | 5 168  | 4 260              | 4 044    | 216        | 25                                   | 908                   | 82.4                         | 5.1          |  |

<sup>1</sup> Persons 16 to 64 years, not in school.

Table 1a. Labor Force Status: Negro

| Age and Sex<br>Family Status<br>Educational Attainment | Total<br>civilian<br>noninsti-<br>tutional<br>population | Labor force status |          |       |            |                       | Rate of--                            |                              |
|--|--|--------------------|----------|-------|------------|-----------------------|--------------------------------------|------------------------------|
|  |  | In labor force     |          |       | Unemployed | Not in<br>labor force | Rate of--                            |                              |
|  |  | Total              | Employed | Total |            |                       | Lost job or<br>on layoff<br>from job | Labor force<br>participation |
|  |  |                    |          |       |            |                       |                                      |                              |
| <b>AGE AND SEX</b>                                     |  |                    |          |       |            |                       |                                      |                              |
| Total, 16 years and over .....                         | 109 056  | 70 444             | 64 454   | 5 990 | 1 623      | 38 612                | 64.6                                 | 8.5                          |
| Male, total .....                                      | 45 533   | 35 856             | 33 454   | 2 402 | 848        | 9 677                 | 78.7                                 | 6.7                          |
| 16 to 21 years, total .....                            | 7 874  | 5 632              | 4 565    | 1 066 | 185        | 2 243                 | 71.5                                 | 18.9                         |
| 16 to 21 years, not in school .....                    | 4 193  | 3 869              | 3 150    | 719   | 93         | 324                   | 92.3                                 | 18.6                         |
| 22 to 34 years, total .....                            | 13 898   | 13 202             | 12 513   | 689   | 406        | 696                   | 95.0                                 | 5.2                          |
| 22 to 34 years, veteran of Vietnam .....               | 2 404  | 2 311              | 2 265    | 46    | 23         | 93                    | 96.1                                 | 2.0                          |
| 25 to 34 years .....                                   | 10 387   | 9 877              | 9 419    | 458   | 244        | 510                   | 95.1                                 | 4.6                          |
| 35 to 44 years .....                                   | 6 853  | 6 108              | 5 776    | 333   | 125        | 745                   | 89.1                                 | 5.4                          |
| 45 to 54 years .....                                   | 7 115  | 5 764              | 5 640    | 124   | 49         | 1 351                 | 81.0                                 | 2.2                          |
| 55 to 64 years .....                                   | 5 067  | 4 057              | 3 894    | 163   | 82         | 1 010                 | 80.1                                 | 4.0                          |
| 65 years and over .....                                | 4 727  | 1 094              | 1 066    | 27    | -          | 3 633                 | 23.1                                 | 2.5                          |
| 40 to 64 years .....                                   | 15 657   | 12 793             | 12 342   | 452   | 233        | 2 864                 | 81.7                                 | 3.5                          |
| Female, total .....                                    | 63 523   | 34 588             | 31 000   | 3 587 | 776        | 28 935                | 54.4                                 | 10.4                         |
| 16 to 21 years, total .....                            | 10 686   | 4 690              | 3 530    | 1 160 | 162        | 5 996                 | 43.9                                 | 24.7                         |
| 16 to 21 years, not in school .....                    | 5 303  | 2 782              | 2 086    | 696   | 70         | 2 521                 | 52.5                                 | 25.0                         |
| 22 to 34 years, total .....                            | 18 139   | 12 491             | 10 880   | 1 611 | 374        | 5 648                 | 68.9                                 | 12.9                         |
| 22 to 34 years, veteran of Vietnam .....               | 12 597   | 8 704              | 7 557    | 1 147 | 211        | 3 893                 | 69.1                                 | 13.2                         |
| 25 to 34 years .....                                   | 9 904  | 6 643              | 6 339    | 305   | 47         | 3 261                 | 67.1                                 | 4.6                          |
| 35 to 44 years .....                                   | 9 142  | 5 981              | 5 677    | 304   | 102        | 3 161                 | 65.4                                 | 5.1                          |
| 45 to 54 years .....                                   | 7 724  | 3 608              | 3 481    | 127   | 51         | 4 116                 | 46.7                                 | 3.5                          |
| 55 to 64 years .....                                   | 7 928  | 1 175              | 1 094    | 81    | 40         | 6 753                 | 14.8                                 | 6.9                          |
| 40 to 64 years .....                                   | 21 896   | 12 693             | 12 122   | 572   | 176        | 9 203                 | 58.0                                 | 4.5                          |
| <b>FAMILY STATUS<sup>1</sup></b>                       |  |                    |          |       |            |                       |                                      |                              |
| Male, total .....                                      | 36 448   | 32 498             | 30 471   | 2 027 | 755        | 3 950                 | 89.2                                 | 6.2                          |
| Family head .....                                      | 21 291   | 19 613             | 19 016   | 597   | 360        | 1 678                 | 92.1                                 | 3.0                          |
| Family member .....                                    | 8 388  | 7 114              | 5 970    | 1 144 | 332        | 1 274                 | 84.8                                 | 16.1                         |
| Unrelated individual .....                             | 6 769  | 5 771              | 5 484    | 287   | 63         | 998                   | 85.3                                 | 5.0                          |
| Female, total .....                                    | 49 053   | 31 064             | 28 068   | 2 996 | 643        | 17 989                | 63.3                                 | 9.6                          |
| Family head .....                                      | 13 409   | 9 551              | 8 582    | 969   | 191        | 3 858                 | 71.2                                 | 10.1                         |
| No children under 18 years .....                       | 2 601  | 1 980              | 1 880    | 100   | 51         | 621                   | 76.1                                 | 5.0                          |
| Children 6 to 17 years only .....                      | 4 864  | 3 786              | 3 457    | 329   | 47         | 1 078                 | 77.8                                 | 8.7                          |
| Children under 6 years .....                           | 5 944  | 3 786              | 3 246    | 540   | 93         | 2 158                 | 63.7                                 | 14.3                         |
| Wife of head .....                                     | 20 030   | 11 366             | 10 299   | 1 068 | 240        | 8 664                 | 56.7                                 | 9.4                          |
| No children under 18 years .....                       | 7 553  | 4 383              | 4 017    | 366   | 123        | 3 171                 | 58.0                                 | 8.3                          |
| Children 6 to 17 years only .....                      | 5 042  | 2 992              | 2 852    | 140   | 47         | 2 050                 | 59.3                                 | 4.7                          |
| Children under 6 years .....                           | 7 435  | 3 991              | 3 429    | 562   | 70         | 3 444                 | 53.7                                 | 14.1                         |
| Other family member .....                              | 9 823  | 6 161              | 5 367    | 794   | 116        | 3 662                 | 62.7                                 | 12.9                         |
| Unrelated individual .....                             | 5 791  | 3 986              | 3 821    | 166   | 96         | 1 804                 | 68.8                                 | 4.2                          |
| <b>EDUCATIONAL ATTAINMENT<sup>1</sup></b>              |  |                    |          |       |            |                       |                                      |                              |
| Male, total .....                                      | 36 448   | 32 498             | 30 471   | 2 027 | 755        | 3 950                 | 89.2                                 | 6.2                          |
| Elementary: 7 years or less .....                      | 9 924  | 8 165              | 7 952    | 212   | 82         | 1 760                 | 82.3                                 | 2.6                          |
| 8 years .....  | 2 539  | 2 136              | 2 009    | 127   | 80         | 403                   | 84.1                                 | 5.9                          |
| High school: 1 to 3 years .....                        | 11 213   | 10 182             | 9 208    | 975   | 327        | 1 030                 | 90.8                                 | 9.6                          |
| 4 years .....  | 9 953  | 9 325              | 8 737    | 589   | 218        | 628                   | 93.7                                 | 6.3                          |
| College: 1 year or more .....                          | 2 819  | 2 689              | 2 564    | 125   | 47         | 130                   | 95.4                                 | 4.6                          |
| Female, total .....                                    | 49 053   | 31 064             | 28 068   | 2 996 | 643        | 17 989                | 63.3                                 | 9.6                          |
| Elementary: 7 years or less .....                      | 10 078   | 4 636              | 4 321    | 314   | 74         | 5 442                 | 46.0                                 | 6.8                          |
| 8 years .....  | 3 666  | 2 410              | 2 242    | 167   | 47         | 1 256                 | 65.7                                 | 6.9                          |
| High school: 1 to 3 years .....                        | 15 375   | 9 689              | 8 795    | 894   | 214        | 5 686                 | 63.0                                 | 9.2                          |
| 4 years .....  | 15 517   | 10 640             | 9 236    | 1 405 | 282        | 4 877                 | 68.6                                 | 13.2                         |
| College: 1 year or more .....                          | 4 416  | 3 690              | 3 473    | 216   | 25         | 726                   | 83.5                                 | 5.9                          |

<sup>1</sup> Persons 16 to 64 years, not in school.

Table 2. Educational Attainment by Labor Force Status: All Races

| Labor Force Status<br>Age and Sex<br>Family Status | Educational attainment |                                     |              |         |              |         |              |                 |
|--|------------------------|-------------------------------------|--------------|---------|--------------|---------|--------------|-----------------|
|  | Total                  | Elementary                          |              |         | High school  |         | College      |                 |
|  |                        | 4 years or less<br>(Including none) | 5 to 7 years | 8 years | 1 to 3 years | 4 years | 1 to 3 years | 4 years or more |
| <b>IN THE LABOR FORCE</b>                          |                        |                                     |              |         |              |         |              |                 |
| <b>Age and Sex</b>                                 |                        |                                     |              |         |              |         |              |                 |
| Total, 16 years and over .....                     | 81 919                 | 6 079                               | 11 237       | 5 880   | 25 303       | 23 901  | 5 874        | 3 645           |
| Male, total .....                                  | 42 637                 | 4 499                               | 6 474        | 2 778   | 13 230       | 11 105  | 2 815        | 1 737           |
| 16 to 21 years, total .....                        | 6 276                  | -                                   | 209          | 324     | 3 196        | 2 040   | 507          | -               |
| 16 to 21 years, not in school .....                | 4 309                  | -                                   | 209          | 255     | 2 083        | 1 553   | 209          | -               |
| 22 to 34 years, total .....                        | 14 963                 | 248                                 | 1 104        | 818     | 5 166        | 5 787   | 1 077        | 763             |
| 22 to 34 years, veteran of Vietnam .....           | 2 597                  | -                                   | 30           | 23      | 4 355        | 1 624   | 357          | 128             |
| 25 to 34 years .....                               | 11 178                 | 248                                 | 993          | 702     | 4 037        | 3 901   | 826          | 471             |
| 35 to 44 years .....                               | 7 432                  | 848                                 | 1 177        | 546     | 2 482        | 1 497   | 451          | 432             |
| 45 to 54 years .....                               | 7 446                  | 1 277                               | 2 217        | 797     | 1 367        | 1 119   | 440          | 228             |
| 55 to 64 years .....                               | 5 194                  | 1 589                               | 1 420        | 242     | 912          | 563     | 284          | 182             |
| 65 years and over .....                            | 1 326                  | 536                                 | 346          | 51      | 106          | 98      | 56           | 133             |
| 40 to 64 years .....                               | 16 343                 | 3 389                               | 4 152        | 1 258   | 3 711        | 2 200   | 917          | 716             |
| Female, total .....                                | 39 283                 | 1 580                               | 4 763        | 3 102   | 12 074       | 12 796  | 3 059        | 1 908           |
| 16 to 21 years, total .....                        | 5 211                  | -                                   | 70           | 46      | 1 721        | 2 709   | 618          | 47              |
| 16 to 21 years, not in school .....                | 3 130                  | -                                   | 46           | 46      | 1 741        | 2 055   | 214          | 47              |
| 22 to 34 years, total .....                        | 13 577                 | 47                                  | 455          | 542     | 4 067        | 6 256   | 1 334        | 876             |
| 25 to 34 years .....                               | 9 525                  | 47                                  | 408          | 426     | 3 033        | 4 255   | 690          | 667             |
| 35 to 44 years .....                               | 7 444                  | 164                                 | 902          | 579     | 2 979        | 1 943   | 520          | 357             |
| 45 to 54 years .....                               | 7 054                  | 487                                 | 1 676        | 1 143   | 2 202        | 927     | 256          | 361             |
| 55 to 64 years .....                               | 4 461                  | 574                                 | 1 134        | 532     | 931          | 875     | 209          | 206             |
| 65 years and over .....                            | 1 535                  | 308                                 | 527          | 260     | 174          | 85      | 121          | 61              |
| 40 to 64 years .....                               | 14 982                 | 1 202                               | 3 328        | 1 990   | 4 554        | 2 493   | 632          | 783             |
| <b>Family Status<sup>1</sup></b>                   |                        |                                     |              |         |              |         |              |                 |
| Male, total .....                                  | 38 769                 | 3 934                               | 6 109        | 2 634   | 11 964       | 10 316  | 2 321        | 1 490           |
| Family head .....                                  | 23 608                 | 2 867                               | 4 202        | 1 677   | 6 726        | 6 056   | 1 167        | 912             |
| Family member .....                                | 7 884                  | 351                                 | 779          | 471     | 2 915        | 2 666   | 543          | 160             |
| Unrelated individual .....                         | 7 277                  | 716                                 | 1 128        | 486     | 2 323        | 1 594   | 612          | 418             |
| Female, total .....                                | 35 155                 | 1 272                               | 4 213        | 2 820   | 10 804       | 11 786  | 2 441        | 1 819           |
| Family head .....                                  | 10 333                 | 423                                 | 1 484        | 980     | 3 556        | 2 730   | 693          | 467             |
| No children under 18 years .....                   | 2 150                  | 153                                 | 331          | 202     | 696          | 492     | 122          | 155             |
| Children 6 to 17 years only .....                  | 4 993                  | 171                                 | 645          | 363     | 1 371        | 1 068   | 334          | 241             |
| Children under 6 years .....                       | 3 989                  | 100                                 | 509          | 415     | 1 489        | 1 170   | 237          | 70              |
| Wife of head .....                                 | 13 171                 | 437                                 | 1 614        | 1 021   | 4 070        | 4 505   | 867          | 657             |
| No children under 18 years .....                   | 5 151                  | 234                                 | 861          | 507     | 1 337        | 1 521   | 392          | 299             |
| Children 6 to 17 years only .....                  | 3 580                  | 153                                 | 530          | 325     | 1 245        | 992     | 191          | 144             |
| Children under 6 years .....                       | 4 440                  | 50                                  | 223          | 189     | 1 488        | 1 993   | 283          | 214             |
| Other family member .....                          | 6 747                  | 128                                 | 379          | 341     | 1 662        | 3 341   | 592          | 306             |
| Unrelated individual .....                         | 4 904                  | 284                                 | 736          | 478     | 1 516        | 1 211   | 290          | 389             |
| <b>NOT IN THE LABOR FORCE</b>                      |                        |                                     |              |         |              |         |              |                 |
| <b>Age and Sex</b>                                 |                        |                                     |              |         |              |         |              |                 |
| Total, 16 years and over .....                     | 49 700                 | 9 318                               | 9 737        | 4 788   | 13 764       | 9 255   | 2 005        | 833             |
| Male, total .....                                  | 12 842                 | 3 561                               | 2 253        | 1 254   | 3 413        | 1 365   | 620          | 376             |
| 16 to 21 years, total .....                        | 2 581                  | 23                                  | 23           | 162     | 1 923        | 274     | 153          | 23              |
| 16 to 21 years, not in school .....                | 394                    | 23                                  | 23           | 69      | 185          | 70      | -            | 23              |
| 22 to 34 years, total .....                        | 821                    | -                                   | 53           | 63      | 159          | 288     | 188          | 69              |
| 22 to 34 years, veteran of Vietnam .....           | 116                    | -                                   | -            | -       | -            | 70      | 47           | -               |
| 25 to 34 years .....                               | 589                    | -                                   | 53           | 63      | 159          | 148     | 165          | -               |
| 35 to 44 years .....                               | 935                    | 191                                 | 218          | 25      | 362          | 113     | -            | 26              |
| 45 to 54 years .....                               | 1 668                  | 473                                 | 396          | 140     | 394          | 191     | 75           | -               |
| 55 to 64 years .....                               | 1 470                  | 567                                 | 397          | 215     | 171          | 62      | -            | 58              |
| 65 years and over .....                            | 5 367                  | 2 308                               | 1 167        | 649     | 404          | 437     | 203          | 200             |
| 40 to 64 years .....                               | 3 727                  | 1 173                               | 964          | 355     | 760          | 316     | 75           | 84              |
| Female, total .....                                | 36 858                 | 5 758                               | 7 483        | 3 534   | 10 350       | 7 891   | 1 385        | 457             |
| 16 to 21 years, total .....                        | 6 946                  | 70                                  | 278          | 278     | 3 678        | 2 205   | 414          | 23              |
| 16 to 21 years, not in school .....                | 2 776                  | 46                                  | 209          | 162     | 1 224        | 1 043   | 70           | 23              |
| 22 to 34 years, total .....                        | 6 481                  | 118                                 | 308          | 416     | 2 455        | 2 757   | 299          | 128             |
| 25 to 34 years .....                               | 4 434                  | 118                                 | 216          | 347     | 1 644        | 1 855   | 188          | 68              |
| 35 to 44 years .....                               | 4 075                  | 415                                 | 813          | 501     | 1 442        | 829     | 50           | 26              |
| 45 to 54 years .....                               | 4 150                  | 860                                 | 1 058        | 365     | 910          | 805     | 153          | -               |
| 55 to 64 years .....                               | 5 222                  | 1 173                               | 1 857        | 607     | 751          | 548     | 155          | 130             |
| 65 years and over .....                            | 9 983                  | 3 123                               | 3 169        | 1 367   | 1 115        | 745     | 315          | 150             |
| 40 to 64 years .....                               | 11 654                 | 2 253                               | 3 412        | 1 310   | 2 391        | 1 825   | 334          | 130             |
| <b>Family Status<sup>1</sup></b>                   |                        |                                     |              |         |              |         |              |                 |
| Male, total .....                                  | 5 017                  | 1 253                               | 1 087        | 513     | 1 226        | 677     | 131          | 130             |
| Family head .....                                  | 2 226                  | 673                                 | 471          | 209     | 529          | 237     | 24           | 84              |
| Family member .....                                | 1 491                  | 288                                 | 285          | 186     | 427          | 231     | 28           | 46              |
| Unrelated individual .....                         | 1 299                  | 293                                 | 330          | 118     | 269          | 209     | 79           | -               |
| Female, total .....                                | 21 949                 | 2 612                               | 4 221        | 2 051   | 6 593        | 5 565   | 661          | 246             |
| Family head .....                                  | 4 129                  | 403                                 | 1 098        | 338     | 1 544        | 622     | 123          | -               |
| No children under 18 years .....                   | 678                    | 51                                  | 303          | 101     | 101          | 97      | 25           | -               |
| Children 6 to 17 years only .....                  | 1 213                  | 204                                 | 347          | 74      | 342          | 194     | 51           | -               |
| Children under 6 years .....                       | 2 238                  | 148                                 | 448          | 163     | 1 101        | 331     | 47           | -               |
| Wife of head .....                                 | 11 507                 | 1 066                               | 1 777        | 1 167   | 3 587        | 3 425   | 338          | 147             |
| No children under 18 years .....                   | 4 600                  | 587                                 | 866          | 587     | 1 372        | 937     | 198          | 54              |
| Children 6 to 17 years only .....                  | 2 580                  | 181                                 | 378          | 323     | 894          | 754     | 23           | 26              |
| Children under 6 years .....                       | 4 327                  | 298                                 | 533          | 257     | 1 321        | 1 734   | 117          | 68              |
| Other family member .....                          | 4 152                  | 451                                 | 794          | 443     | 1 193        | 1 149   | 97           | 25              |
| Unrelated individual .....                         | 2 161                  | 692                                 | 553          | 102     | 269          | 368     | 102          | 74              |

<sup>1</sup> Persons 16 to 64 years, not in school.

Table 2a. Educational Attainment by Labor Force Status: Negro

| Labor Force Status<br>Age and Sex<br>Family Status | Educational attainment |                                     |              |         |              |         |              |                 |
|--|------------------------|-------------------------------------|--------------|---------|--------------|---------|--------------|-----------------|
|  | Total                  | Elementary                          |              |         | High school  |         | College      |                 |
|  |                        | 4 years or less<br>(Including none) | 5 to 7 years | 8 years | 1 to 3 years | 4 years | 1 to 3 years | 4 years or more |
| <b>IN THE LABOR FORCE</b>                          |                        |                                     |              |         |              |         |              |                 |
| <b>Age and Sex</b>                                 |                        |                                     |              |         |              |         |              |                 |
| Total, 16 years and over .....                     | 70 444                 | 5 280                               | 8 983        | 4 874   | 22 195       | 21 580  | 4 748        | 2 784           |
| Male, total .....                                  | 35 856                 | 3 866                               | 5 049        | 2 279   | 11 309       | 10 067  | 2 168        | 1 118           |
| 16 to 21 years, total .....                        | 5 632                  | -                                   | 93           | 255     | 2 895        | 1 947   | 441          | -               |
| 16 to 21 years, not in school .....                | 3 869                  | -                                   | 93           | 185     | 1 921        | 1 484   | 186          | -               |
| 22 to 34 years, total .....                        | 13 202                 | 195                                 | 877          | 687     | 4 408        | 5 588   | 979          | 468             |
| 22 to 34 years, veteran of Vietnam .....           | 2 311                  | -                                   | -            | 23      | 297          | 1 555   | 357          | 78              |
| 25 to 34 years .....                               | 9 877                  | 195                                 | 790          | 618     | 3 461        | 3 748   | 775          | 292             |
| 35 to 44 years .....                               | 6 108                  | 714                                 | 962          | 494     | 2 170        | 1 225   | 283          | 261             |
| 45 to 54 years .....                               | 5 764                  | 1 082                               | 1 745        | 635     | 1 029        | 862     | 286          | 126             |
| 55 to 64 years .....                               | 4 057                  | 1 417                               | 1 127        | 158     | 701          | 371     | 152          | 130             |
| 65 years and over .....                            | 1 094                  | 458                                 | 245          | 51      | 106          | 73      | 27           | 133             |
| 40 to 64 years .....                               | 12 793                 | 2 939                               | 3 252        | 988     | 2 979        | 1 667   | 548          | 421             |
| Female, total .....                                | 34 588                 | 1 414                               | 3 934        | 2 595   | 10 886       | 11 513  | 2 580        | 1 666           |
| 16 to 21 years, total .....                        | 4 690                  | -                                   | 47           | 46      | 1 606        | 2 504   | 441          | 47              |
| 16 to 21 years, not in school .....                | 2 782                  | -                                   | 23           | 46      | 626          | 1 924   | 116          | 47              |
| 22 to 34 years, total .....                        | 12 491                 | 47                                  | 352          | 491     | 3 747        | 5 894   | 1 188        | 772             |
| 25 to 34 years .....                               | 8 704                  | 47                                  | 305          | 375     | 2 806        | 4 023   | 586          | 563             |
| 35 to 44 years .....                               | 6 643                  | 164                                 | 773          | 502     | 2 695        | 1 736   | 469          | 305             |
| 45 to 54 years .....                               | 5 981                  | 431                                 | 1 395        | 862     | 1 976        | 785     | 228          | 304             |
| 55 to 64 years .....                               | 3 608                  | 1 489                               | 963          | 532     | 761          | 533     | 152          | 178             |
| 65 years and over .....                            | 1 175                  | 284                                 | 405          | 162     | 101          | 61      | 101          | 61              |
| 40 to 64 years .....                               | 12 693                 | 1 060                               | 2 850        | 1 709   | 4 003        | 1 905   | 521          | 646             |
| <b>Family Status<sup>1</sup></b>                   |                        |                                     |              |         |              |         |              |                 |
| Male, total .....                                  | 32 498                 | 3 379                               | 4 785        | 2 136   | 10 182       | 9 325   | 1 769        | 920             |
| Family head .....                                  | 19 613                 | 2 371                               | 3 278        | 1 378   | 5 512        | 5 527   | 901          | 648             |
| Family member .....                                | 7 114                  | 323                                 | 606          | 349     | 2 682        | 2 531   | 494          | 130             |
| Unrelated individual .....                         | 5 771                  | 686                                 | 902          | 410     | 1 989        | 1 268   | 375          | 142             |
| Female, total .....                                | 31 064                 | 1 130                               | 3 505        | 2 410   | 9 689        | 10 640  | 2 084        | 1 606           |
| Family head .....                                  | 9 551                  | 423                                 | 1 325        | 762     | 3 342        | 2 594   | 667          | 438             |
| No children under 18 years .....                   | 1 980                  | 153                                 | 303          | 174     | 667          | 435     | 122          | 127             |
| Children 6 to 17 years only .....                  | 3 786                  | 171                                 | 588          | 199     | 1 264        | 1 015   | 308          | 241             |
| Children under 6 years .....                       | 3 786                  | 100                                 | 434          | 389     | 1 411        | 1 144   | 237          | 70              |
| Wife of head .....                                 | 11 364                 | 324                                 | 1 260        | 854     | 3 588        | 4 026   | 737          | 577             |
| No children under 18 years .....                   | 4 383                  | 149                                 | 748          | 422     | 1 234        | 1 271   | 314          | 243             |
| Children 6 to 17 years only .....                  | 2 982                  | 125                                 | 340          | 244     | 1 060        | 914     | 165          | 144             |
| Children under 6 years .....                       | 3 991                  | 50                                  | 172          | 189     | 1 294        | 1 841   | 257          | 189             |
| Other family member .....                          | 6 161                  | 99                                  | 296          | 315     | 1 515        | 3 091   | 538          | 306             |
| Unrelated individual .....                         | 3 986                  | 284                                 | 624          | 478     | 1 244        | 930     | 142          | 285             |
| <b>NOT IN THE LABOR FORCE</b>                      |                        |                                     |              |         |              |         |              |                 |
| <b>Age and Sex</b>                                 |                        |                                     |              |         |              |         |              |                 |
| Total, 16 years and over .....                     | 38 612                 | 7 511                               | 7 389        | 2 833   | 11 534       | 7 493   | 1 422        | 429             |
| Male, total .....                                  | 9 677                  | 2 743                               | 1 710        | 836     | 2 826        | 995     | 406          | 162             |
| 16 to 21 years, total .....                        | 2 243                  | 23                                  | -            | 92      | 1 761        | 255     | 88           | 23              |
| 16 to 21 years, not in school .....                | 324                    | 23                                  | -            | 46      | 162          | 70      | -            | 23              |
| 22 to 34 years, total .....                        | 696                    | -                                   | 23           | 63      | 133          | 288     | 164          | 23              |
| 22 to 34 years, veteran of Vietnam .....           | 93                     | -                                   | -            | -       | -            | 70      | 23           | -               |
| 25 to 34 years .....                               | 510                    | -                                   | 23           | 63      | 133          | 148     | 141          | -               |
| 35 to 44 years .....                               | 745                    | 165                                 | 188          | 25      | 303          | 63      | -            | -               |
| 45 to 54 years .....                               | 1 351                  | 332                                 | 321          | 110     | 370          | 191     | 28           | -               |
| 55 to 64 years .....                               | 1 010                  | 396                                 | 312          | 158     | 82           | 62      | -            | -               |
| 65 years and over .....                            | 3 633                  | 1 827                               | 866          | 386     | 176          | 136     | 126          | 116             |
| 40 to 64 years .....                               | 2 864                  | 861                                 | 773          | 268     | 617          | 316     | 28           | -               |
| Female, total .....                                | 28 935                 | 4 769                               | 5 679        | 1 998   | 8 708        | 6 498   | 1 017        | 266             |
| 16 to 21 years, total .....                        | 5 996                  | 70                                  | 209          | 208     | 3 400        | 1 831   | 279          | -               |
| 16 to 21 years, not in school .....                | 2 521                  | 46                                  | 162          | 115     | 1 154        | 973     | 70           | -               |
| 22 to 34 years, total .....                        | 5 648                  | 118                                 | 234          | 186     | 2 188        | 2 582   | 257          | 84              |
| 25 to 34 years .....                               | 3 893                  | 118                                 | 164          | 140     | 1 516        | 1 726   | 188          | 42              |
| 35 to 44 years .....                               | 3 261                  | 338                                 | 581          | 352     | 1 241        | 726     | 23           | -               |
| 45 to 54 years .....                               | 3 161                  | 634                                 | 860          | 223     | 683          | 608     | 153          | -               |
| 55 to 64 years .....                               | 4 116                  | 1 003                               | 1 490        | 380     | 609          | 406     | 127          | 102             |
| 65 years and over .....                            | 6 753                  | 2 606                               | 2 306        | 649     | 587          | 345     | 178          | 81              |
| 40 to 64 years .....                               | 9 203                  | 1 858                               | 2 743        | 838     | 1 923        | 1 459   | 279          | 102             |
| <b>Family Status<sup>1</sup></b>                   |                        |                                     |              |         |              |         |              |                 |
| Male, total .....                                  | 3 950                  | 916                                 | 844          | 403     | 1 030        | 628     | 83           | 46              |
| Family head .....                                  | 1 678                  | 428                                 | 358          | 152     | 500          | 217     | 24           | -               |
| Family member .....                                | 1 274                  | 229                                 | 233          | 163     | 344          | 231     | 28           | 46              |
| Unrelated individual .....                         | 998                    | 259                                 | 253          | 88      | 186          | 180     | 32           | -               |
| Female, total .....                                | 17 989                 | 2 139                               | 3 303        | 1 256   | 5 686        | 4 877   | 583          | 143             |
| Family head .....                                  | 3 858                  | 374                                 | 1 018        | 310     | 1 487        | 545     | 123          | -               |
| No children under 18 years .....                   | 621                    | 51                                  | 303          | 72      | 72           | 97      | 25           | -               |
| Children 6 to 17 years only .....                  | 1 078                  | 176                                 | 321          | 74      | 314          | 143     | 51           | -               |
| Children under 6 years .....                       | 2 158                  | 148                                 | 394          | 163     | 1 101        | 305     | 47           | -               |
| Wife of head .....                                 | 8 664                  | 790                                 | 1 102        | 613     | 2 886        | 2 894   | 312          | 67              |
| No children under 18 years .....                   | 3 171                  | 474                                 | 448          | 371     | 1 044        | 637     | 172          | 25              |
| Children 6 to 17 years only .....                  | 2 050                  | 99                                  | 271          | 218     | 766          | 672     | 23           | -               |
| Children under 6 years .....                       | 3 444                  | 216                                 | 384          | 23      | 1 077        | 1 585   | 117          | 42              |
| Other family member .....                          | 3 662                  | 395                                 | 658          | 288     | 1 073        | 1 126   | 97           | 25              |
| Unrelated individual .....                         | 1 804                  | 580                                 | 524          | 46      | 241          | 311     | 51           | 51              |

<sup>1</sup> Persons 16 to 84 years, not in school.

Table 3. Employment Status: All Races

| Age and Sex<br>Family Status<br>Educational Attainment | Total persons in labor force | Full-time labor force          |                                 |                                   |                                       | Part-time labor force                           |                                |                                |                                       |
|--|------------------------------|--------------------------------|---------------------------------|-----------------------------------|---------------------------------------|---|--------------------------------|--------------------------------|---------------------------------------|
|  |                              | Total in labor force full time | Employed on full-time schedules | On part time for economic reasons | Unemployed looking for full-time work |   | Total in labor force part time | Employed part time (voluntary) | Unemployed looking for part-time work |
|  |                              |                                |                                 |                                   | Total                                 | Unemployment rate for seekers of full-time work |                                |                                |                                       |
| <b>AGE AND SEX</b>                                     |                              |                                |                                 |                                   |                                       |   |                                |                                |                                       |
| Total, 16 years and over .....                         | 81 919                       | 74 088                         | 64 048                          | 4 434                             | 5 605                                 | 7.6   | 7 831                          | 6 692                          | 1 139                                 |
| Male, total .....                                      | 42 637                       | 40 458                         | 35 645                          | 2 414                             | 2 399                                 | 5.9   | 2 179                          | 1 846                          | 333                                   |
| 16 to 21 years, total .....                            | 6 276                        | 5 673                          | 4 097                           | 626                               | 950                                   | 16.7  | 603                            | 441                            | 162                                   |
| 16 to 21 years, not in school .....                    | 4 309                        | 4 147                          | 3 057                           | 394                               | 695                                   | 16.8  | 162                            | 93                             | 70                                    |
| 22 to 34 years, total .....                            | 14 963                       | 14 457                         | 12 936                          | 742                               | 779                                   | 5.4   | 506                            | 451                            | 55                                    |
| 22 to 34 years, veteran of Vietnam .....               | 2 597                        | 2 438                          | 2 204                           | 165                               | 69                                    | 2.8   | 159                            | 159                            | -                                     |
| 25 to 34 years .....                                   | 11 178                       | 10 811                         | 9 827                           | 484                               | 501                                   | 4.6   | 367                            | 312                            | 55                                    |
| 35 to 44 years .....                                   | 7 432                        | 7 288                          | 6 575                           | 329                               | 384                                   | 5.3   | 143                            | 112                            | 32                                    |
| 45 to 54 years .....                                   | 7 446                        | 7 369                          | 6 837                           | 381                               | 152                                   | 2.1   | 77                             | 77                             | -                                     |
| 55 to 64 years .....                                   | 5 194                        | 4 748                          | 4 332                           | 283                               | 134                                   | 2.8   | 446                            | 389                            | 57                                    |
| 65 years and over .....                                | 1 326                        | 922                            | 868                             | 54                                | -                                     | .0  | 404                            | 377                            | 27                                    |
| 40 to 64 years .....                                   | 16 343                       | 15 731                         | 14 511                          | 718                               | 503                                   | 3.2   | 611                            | 523                            | 88                                    |
| Female, total .....                                    | 39 283                       | 33 630                         | 28 403                          | 2 021                             | 3 206                                 | 9.5   | 5 652                          | 4 846                          | 806                                   |
| 18 to 21 years, total .....                            | 5 211                        | 4 175                          | 2 899                           | 279                               | 998                                   | 23.9  | 1 036                          | 735                            | 301                                   |
| 18 to 21 years, not in school .....                    | 3 130                        | 2 782                          | 2 039                           | 70                                | 673                                   | 24.2  | 349                            | 186                            | 162                                   |
| 22 to 34 years .....                                   | 13 577                       | 12 431                         | 10 449                          | 509                               | 1 473                                 | 11.9  | 1 146                          | 933                            | 213                                   |
| 25 to 34 years .....                                   | 9 525                        | 8 649                          | 7 223                           | 393                               | 1 033                                 | 11.9  | 876                            | 710                            | 166                                   |
| 35 to 44 years .....                                   | 7 444                        | 6 737                          | 6 050                           | 378                               | 309                                   | 4.6   | 707                            | 635                            | 73                                    |
| 45 to 54 years .....                                   | 7 054                        | 5 975                          | 5 029                           | 585                               | 360                                   | 6.0   | 1 080                          | 1 051                          | 29                                    |
| 55 to 64 years .....                                   | 4 461                        | 3 516                          | 3 284                           | 206                               | 25                                    | .7  | 945                            | 844                            | 102                                   |
| 65 years and over .....                                | 1 535                        | 797                            | 692                             | 65                                | 40                                    | 5.1   | 739                            | 649                            | 89                                    |
| 40 to 64 years .....                                   | 14 982                       | 12 626                         | 11 119                          | 981                               | 526                                   | 4.2   | 2 355                          | 2 199                          | 156                                   |
| <b>FAMILY STATUS<sup>1</sup></b>                       |                              |                                |                                 |                                   |                                       |   |                                |                                |                                       |
| Male, total .....                                      | 38 769                       | 37 530                         | 33 305                          | 2 081                             | 2 144                                 | 5.7   | 1 239                          | 1 026                          | 213                                   |
| Family head .....                                      | 23 608                       | 23 018                         | 21 536                          | 830                               | 652                                   | 2.8   | 590                            | 538                            | 52                                    |
| Family member .....                                    | 7 884                        | 7 531                          | 5 709                           | 656                               | 1 166                                 | 15.5  | 352                            | 223                            | 130                                   |
| Unrelated individual .....                             | 7 277                        | 6 981                          | 6 060                           | 595                               | 326                                   | 4.7   | 297                            | 265                            | 32                                    |
| Female, total .....                                    | 35 155                       | 30 994                         | 26 452                          | 1 724                             | 2 818                                 | 9.1   | 4 161                          | 3 607                          | 555                                   |
| Family head .....                                      | 10 333                       | 9 136                          | 7 786                           | 441                               | 909                                   | 10.0  | 1 197                          | 1 001                          | 196                                   |
| No children under 18 years .....                       | 2 150                        | 1 898                          | 1 773                           | 76                                | 49                                    | 2.6   | 253                            | 202                            | 51                                    |
| Children 6 to 17 years only .....                      | 4 193                        | 3 729                          | 3 123                           | 218                               | 388                                   | 10.4  | 464                            | 413                            | 52                                    |
| Children under 6 years .....                           | 3 989                        | 3 509                          | 2 890                           | 146                               | 473                                   | 13.5  | 480                            | 387                            | 94                                    |
| Wife of head .....                                     | 13 171                       | 11 495                         | 9 778                           | 746                               | 972                                   | 8.5   | 1 676                          | 1 457                          | 219                                   |
| No children under 18 years .....                       | 5 151                        | 4 493                          | 3 910                           | 242                               | 340                                   | 7.6   | 659                            | 608                            | 51                                    |
| Children 6 to 17 years only .....                      | 3 580                        | 3 016                          | 2 584                           | 292                               | 140                                   | 4.6   | 563                            | 537                            | 26                                    |
| Children under 6 years .....                           | 4 440                        | 3 986                          | 3 283                           | 212                               | 491                                   | 12.3  | 455                            | 312                            | 143                                   |
| Other family member .....                              | 6 747                        | 6 141                          | 5 106                           | 287                               | 748                                   | 12.2  | 606                            | 490                            | 116                                   |
| Unrelated individual .....                             | 4 904                        | 4 222                          | 3 782                           | 250                               | 189                                   | 4.5   | 682                            | 659                            | 23                                    |
| <b>EDUCATIONAL ATTAINMENT<sup>1</sup></b>              |                              |                                |                                 |                                   |                                       |   |                                |                                |                                       |
| Male, total .....                                      | 38 769                       | 37 530                         | 33 305                          | 2 081                             | 2 144                                 | 5.7   | 1 239                          | 1 026                          | 213                                   |
| Elementary: 7 years or less .....                      | 10 043                       | 9 601                          | 8 819                           | 571                               | 212                                   | 2.2   | 442                            | 414                            | 28                                    |
| 8 years .....  | 2 634                        | 2 583                          | 2 142                           | 264                               | 178                                   | 6.9   | 51                             | 51                             | -                                     |
| High school: 1 to 3 years .....                        | 11 964                       | 11 556                         | 9 994                           | 645                               | 916                                   | 7.9   | 408                            | 275                            | 133                                   |
| 4 years .....  | 10 316                       | 10 146                         | 9 053                           | 479                               | 614                                   | 6.0   | 170                            | 119                            | 52                                    |
| College: 1 year or more .....                          | 3 812                        | 3 644                          | 3 297                           | 123                               | 225                                   | 6.2   | 167                            | 167                            | -                                     |
| Female, total .....                                    | 35 155                       | 30 994                         | 26 452                          | 1 724                             | 2 818                                 | 9.1   | 4 161                          | 3 607                          | 555                                   |
| Elementary: 7 years or less .....                      | 5 485                        | 4 261                          | 3 619                           | 427                               | 215                                   | 5.0   | 1 225                          | 1 099                          | 126                                   |
| 8 years .....  | 2 820                        | 2 368                          | 1 999                           | 173                               | 196                                   | 8.3   | 452                            | 398                            | 54                                    |
| High school: 1 to 3 years .....                        | 10 804                       | 9 546                          | 7 901                           | 695                               | 950                                   | 10.0  | 1 258                          | 1 115                          | 142                                   |
| 4 years .....  | 11 786                       | 10 797                         | 9 201                           | 332                               | 1 265                                 | 11.7  | 989                            | 779                            | 209                                   |
| College: 1 year or more .....                          | 4 260                        | 4 022                          | 3 731                           | 98                                | 193                                   | 4.8   | 238                            | 215                            | 23                                    |

<sup>1</sup> Persons 16 to 64 years, not in school.

Table 3a. Employment Status: Negro

| Age and Sex<br>Family Status<br>Educational Attainment | Full-time labor force        |                                |                                 |                                   |                                       |   | Part-time labor force          |                                |                                       |
|--|------------------------------|--------------------------------|---------------------------------|-----------------------------------|---------------------------------------|---|--------------------------------|--------------------------------|---------------------------------------|
|  | Total persons in labor force | Total in labor force full time | Employed on full-time schedules | On part time for economic reasons | Unemployed looking for full-time work |   | Total in labor force part time | Employed part time (voluntary) | Unemployed looking for part-time work |
|  |                              |                                |                                 |                                   | Total                                 | Unemployment rate for seekers of full-time work |                                |                                |                                       |
| <b>AGE AND SEX</b>                                     |                              |                                |                                 |                                   |                                       |   |                                |                                |                                       |
| Total, 16 years and over .....                         | 70 444                       | 64 006                         | 55 034                          | 3 946                             | 5 026                                 | 7.9   | 6 438                          | 5 473                          | 964                                   |
| Male, total .....                                      | 35 856                       | 34 192                         | 30 068                          | 2 055                             | 2 069                                 | 6.1   | 1 664                          | 1 330                          | 333                                   |
| 16 to 21 years, total .....                            | 5 632                        | 5 098                          | 3 615                           | 579                               | 904                                   | 17.7  | 533                            | 371                            | 162                                   |
| 16 to 21 years, not in school .....                    | 3 869                        | 3 706                          | 2 709                           | 348                               | 649                                   | 17.5  | 162                            | 93                             | 70                                    |
| 22 to 34 years, total .....                            | 13 202                       | 12 851                         | 11 553                          | 664                               | 634                                   | 4.9   | 351                            | 296                            | 55                                    |
| 22 to 34 years, veteran of Vietnam .....               | 2 311                        | 2 178                          | 2 023                           | 109                               | 46                                    | 2.1   | 133                            | 133                            | -                                     |
| 25 to 34 years .....                                   | 9 877                        | 9 665                          | 8 808                           | 454                               | 403                                   | 4.2   | 212                            | 157                            | 55                                    |
| 35 to 44 years .....                                   | 6 108                        | 6 020                          | 5 420                           | 299                               | 301                                   | 5.0   | 89                             | 57                             | 32                                    |
| 45 to 54 years .....                                   | 5 764                        | 5 687                          | 5 260                           | 303                               | 124                                   | 2.2   | 77                             | 77                             | -                                     |
| 55 to 64 years .....                                   | 4 057                        | 3 793                          | 3 503                           | 185                               | 106                                   | 2.8   | 264                            | 207                            | 57                                    |
| 65 years and over .....                                | 1 094                        | 743                            | 718                             | 25                                | -                                     | .0  | 350                            | 323                            | 27                                    |
| 40 to 64 years .....                                   | 12 793                       | 12 364                         | 11 458                          | 542                               | 364                                   | 2.9   | 429                            | 341                            | 88                                    |
| Female, total .....                                    | 34 588                       | 29 814                         | 24 966                          | 1 891                             | 2 956                                 | 9.9   | 4 774                          | 4 143                          | 631                                   |
| 16 to 21 years, total .....                            | 4 690                        | 3 971                          | 2 788                           | 279                               | 905                                   | 22.8  | 719                            | 464                            | 255                                   |
| 16 to 21 years, not in school .....                    | 2 782                        | 2 596                          | 1 946                           | 70                                | 580                                   | 22.3  | 186                            | 70                             | 116                                   |
| 22 to 34 years .....                                   | 12 491                       | 11 486                         | 9 576                           | 486                               | 1 424                                 | 12.4  | 1 005                          | 818                            | 187                                   |
| 25 to 34 years .....                                   | 8 704                        | 7 931                          | 6 531                           | 393                               | 1 007                                 | 12.7  | 773                            | 633                            | 140                                   |
| 35 to 44 years .....                                   | 6 643                        | 5 988                          | 5 378                           | 352                               | 258                                   | 4.3   | 656                            | 609                            | 47                                    |
| 45 to 54 years .....                                   | 5 981                        | 5 043                          | 4 182                           | 557                               | 304                                   | 6.0   | 938                            | 938                            | -                                     |
| 55 to 64 years .....                                   | 3 608                        | 2 720                          | 2 517                           | 177                               | 25                                    | .9  | 888                            | 787                            | 102                                   |
| 65 years and over .....                                | 1 175                        | 607                            | 526                             | 40                                | 40                                    | 6.7   | 568                            | 527                            | 40                                    |
| 40 to 64 years .....                                   | 12 693                       | 10 562                         | 9 194                           | 898                               | 470                                   | 4.5   | 2 131                          | 2 030                          | 102                                   |
| <b>FAMILY STATUS<sup>1</sup></b>                       |                              |                                |                                 |                                   |                                       |   |                                |                                |                                       |
| Male, total .....                                      | 32 498                       | 31 625                         | 28 059                          | 1 751                             | 1 814                                 | 5.7   | 873                            | 660                            | 213                                   |
| Family head .....                                      | 19 613                       | 19 241                         | 17 966                          | 729                               | 545                                   | 2.8   | 372                            | 321                            | 52                                    |
| Family member .....                                    | 7 114                        | 6 761                          | 5 167                           | 581                               | 1 014                                 | 15.0  | 352                            | 223                            | 130                                   |
| Unrelated individual .....                             | 5 771                        | 5 623                          | 4 926                           | 441                               | 255                                   | 4.5   | 148                            | 117                            | 32                                    |
| Female, total .....                                    | 31 064                       | 27 438                         | 23 251                          | 1 619                             | 2 568                                 | 9.4   | 3 627                          | 3 199                          | 428                                   |
| Family head .....                                      | 9 551                        | 8 383                          | 7 166                           | 415                               | 801                                   | 9.6   | 1 169                          | 1 001                          | 168                                   |
| No children under 18 years .....                       | 1 980                        | 1 727                          | 1 602                           | 76                                | 49                                    | 2.8   | 253                            | 202                            | 51                                    |
| Children 6 to 17 years only .....                      | 3 786                        | 3 350                          | 2 826                           | 218                               | 306                                   | 9.1   | 436                            | 413                            | 23                                    |
| Children under 6 years .....                           | 3 786                        | 3 306                          | 2 739                           | 121                               | 447                                   | 13.5  | 480                            | 387                            | 94                                    |
| Wife of head .....                                     | 11 366                       | 9 929                          | 8 306                           | 722                               | 900                                   | 9.1   | 1 437                          | 1 270                          | 168                                   |
| No children under 18 years .....                       | 4 383                        | 3 781                          | 3 224                           | 242                               | 315                                   | 8.3   | 602                            | 551                            | 51                                    |
| Children 6 to 17 years only .....                      | 2 992                        | 2 560                          | 2 128                           | 292                               | 140                                   | 5.5   | 432                            | 432                            | -                                     |
| Children under 6 years .....                           | 3 991                        | 3 588                          | 2 954                           | 189                               | 445                                   | 12.4  | 403                            | 286                            | 117                                   |
| Other family member .....                              | 6 161                        | 5 681                          | 4 697                           | 259                               | 725                                   | 12.8  | 480                            | 410                            | 70                                    |
| Unrelated individual .....                             | 3 986                        | 3 445                          | 3 081                           | 222                               | 143                                   | 4.1   | 541                            | 518                            | 23                                    |
| <b>EDUCATIONAL ATTAINMENT<sup>1</sup></b>              |                              |                                |                                 |                                   |                                       |   |                                |                                |                                       |
| Male, total .....                                      | 32 498                       | 31 625                         | 28 059                          | 1 751                             | 1 814                                 | 5.7   | 873                            | 660                            | 213                                   |
| Elementary: 7 years or less .....                      | 8 165                        | 7 912                          | 7 235                           | 493                               | 184                                   | 2.3   | 253                            | 224                            | 28                                    |
| 8 years .....  | 2 136                        | 2 085                          | 1 741                           | 217                               | 127                                   | 6.1   | 51                             | 51                             | -                                     |
| High school: 1 to 3 years .....                        | 10 182                       | 9 822                          | 8 463                           | 517                               | 842                                   | 8.6   | 361                            | 228                            | 133                                   |
| 4 years .....  | 9 325                        | 9 180                          | 8 212                           | 431                               | 537                                   | 5.8   | 145                            | 93                             | 52                                    |
| College: 1 year or more .....                          | 2 689                        | 2 626                          | 2 408                           | 93                                | 125                                   | 4.8   | 63                             | 63                             | -                                     |
| Female, total .....                                    | 31 064                       | 27 438                         | 23 251                          | 1 619                             | 2 568                                 | 9.4   | 3 627                          | 3 199                          | 428                                   |
| Elementary: 7 years or less .....                      | 4 636                        | 3 519                          | 2 934                           | 370                               | 215                                   | 6.1   | 1 117                          | 1 017                          | 100                                   |
| 8 years .....  | 2 410                        | 1 986                          | 1 671                           | 173                               | 142                                   | 7.1   | 423                            | 398                            | 25                                    |
| High school: 1 to 3 years .....                        | 9 689                        | 8 583                          | 7 136                           | 646                               | 801                                   | 9.3   | 1 106                          | 1 013                          | 93                                    |
| 4 years .....  | 10 640                       | 9 779                          | 8 229                           | 332                               | 1 218                                 | 12.5  | 861                            | 675                            | 186                                   |
| College: 1 year or more .....                          | 3 690                        | 3 571                          | 3 280                           | 98                                | 193                                   | 5.4   | 119                            | 96                             | 23                                    |

<sup>1</sup> Persons 16 to 64 years, not in school.

Table 4. Educational Attainment of the Employed: All Races

[Limited to persons 16 to 64 years, not in school]

| Major Occupation Group                    | Educational attainment |                                     |              |         |              |         |              |                 |
|---|------------------------|-------------------------------------|--------------|---------|--------------|---------|--------------|-----------------|
|   | Total                  | Elementary                          |              |         | High school  |         | College      |                 |
|   |                        | 4 years or less<br>(including none) | 5 to 7 years | 8 years | 1 to 3 years | 4 years | 1 to 3 years | 4 years or more |
| Total employed                            | 68 195                 | 4 999                               | 9 949        | 5 027   | 20 626       | 19 963  | 4 515        | 3 115           |
| Professional and technical                | 3 474                  | -                                   | 100          | 98      | 188          | 737     | 366          | 1 985           |
| Managerial and administrative             | 1 850                  | 128                                 | 179          | 160     | 401          | 477     | 279          | 226             |
| Sales                                     | 1 727                  | 25                                  | 170          | 77      | 213          | 844     | 198          | 200             |
| Clerical                                  | 9 026                  | 77                                  | 460          | 220     | 1 399        | 4 738   | 1 791        | 341             |
| Craftsmen and foremen                     | 7 035                  | 609                                 | 1 451        | 667     | 2 309        | 1 593   | 328          | 78              |
| Operatives, except transportation         | 12 870                 | 1 201                               | 1 823        | 857     | 4 799        | 3 883   | 241          | 65              |
| Transport equipment operatives            | 5 154                  | 458                                 | 991          | 338     | 1 552        | 1 583   | 207          | 26              |
| Laborers, except farm                     | 6 625                  | 1 205                               | 1 320        | 687     | 2 103        | 1 027   | 283          | -               |
| Service workers, except private household | 14 321                 | 842                                 | 1 984        | 975     | 5 428        | 4 175   | 748          | 170             |
| Private household workers                 | 6 016                  | 453                                 | 1 447        | 949     | 2 211        | 882     | 74           | -               |
| Farmers and farm managers                 | -                      | -                                   | -            | -       | -            | -       | -            | -               |
| Farm laborers and foremen                 | 96                     | -                                   | 24           | -       | 23           | 23      | -            | 25              |
| Not available                             | -                      | -                                   | -            | -       | -            | -       | -            | -               |
| Male employed                             | 36 412                 | 3 825                               | 5 978        | 2 457   | 10 915       | 9 651   | 2 220        | 1 366           |
| Professional and technical                | 1 125                  | -                                   | 75           | 23      | 118          | 203     | 100          | 606             |
| Managerial and administrative             | 1 362                  | 128                                 | 154          | 107     | 255          | 316     | 202          | 200             |
| Sales                                     | 935                    | -                                   | 119          | 77      | 161          | 277     | 151          | 149             |
| Clerical                                  | 3 060                  | 77                                  | 306          | 119     | 512          | 1 460   | 512          | 74              |
| Craftsmen and foremen                     | 6 347                  | 558                                 | 1 371        | 587     | 2 071        | 1 429   | 279          | 52              |
| Operatives, except transportation         | 7 081                  | 833                                 | 954          | 269     | 2 654        | 2 139   | 166          | 65              |
| Transport equipment operatives            | 5 105                  | 458                                 | 991          | 338     | 1 503        | 1 583   | 207          | 26              |
| Laborers, except farm                     | 6 250                  | 1 180                               | 1 222        | 663     | 1 991        | 910     | 283          | -               |
| Service workers, except private household | 4 985                  | 590                                 | 734          | 274     | 1 625        | 1 273   | 320          | 170             |
| Private household workers                 | 88                     | -                                   | 28           | -       | -            | 60      | -            | -               |
| Farmers and farm managers                 | -                      | -                                   | -            | -       | -            | -       | -            | -               |
| Farm laborers and foremen                 | 72                     | -                                   | 24           | -       | 23           | -       | -            | 25              |
| Not available                             | -                      | -                                   | -            | -       | -            | -       | -            | -               |
| Male employed on full-time schedule       | 33 305                 | 3 588                               | 5 230        | 2 142   | 9 994        | 9 053   | 2 060        | 1 237           |
| Professional and technical                | 949                    | -                                   | 52           | -       | 95           | 180     | 100          | 522             |
| Managerial and administrative             | 1 211                  | 103                                 | 130          | 75      | 255          | 246     | 202          | 200             |
| Sales                                     | 856                    | -                                   | 119          | 77      | 130          | 254     | 151          | 126             |
| Clerical                                  | 3 005                  | 77                                  | 306          | 119     | 489          | 1 460   | 481          | 74              |
| Craftsmen and foremen                     | 5 849                  | 506                                 | 1 203        | 535     | 1 953        | 1 349   | 251          | 52              |
| Operatives, except transportation         | 6 522                  | 805                                 | 818          | 269     | 2 385        | 2 061   | 142          | 42              |
| Transport equipment operatives            | 4 797                  | 428                                 | 908          | 338     | 1 457        | 1 432   | 207          | 26              |
| Laborers, except farm                     | 5 561                  | 1 134                               | 1 091        | 525     | 1 740        | 840     | 230          | -               |
| Service workers, except private household | 4 422                  | 535                                 | 578          | 203     | 1 468        | 1 171   | 296          | 170             |
| Private household workers                 | 60                     | -                                   | -            | -       | -            | 60      | -            | -               |
| Farmers and farm managers                 | -                      | -                                   | -            | -       | -            | -       | -            | -               |
| Farm laborers and foremen                 | 72                     | -                                   | 24           | -       | 23           | -       | -            | 25              |
| Not available                             | -                      | -                                   | -            | -       | -            | -       | -            | -               |
| Female employed                           | 31 783                 | 1 174                               | 3 971        | 2 570   | 9 711        | 10 312  | 2 295        | 1 749           |
| Professional and technical                | 2 349                  | -                                   | 25           | 74      | 70           | 534     | 266          | 1 379           |
| Managerial and administrative             | 488                    | -                                   | 25           | 53      | 146          | 161     | 77           | 25              |
| Sales                                     | 793                    | 25                                  | 51           | -       | 52           | 567     | 47           | 51              |
| Clerical                                  | 5 966                  | -                                   | 154          | 101     | 887          | 3 277   | 1 279        | 267             |
| Craftsmen and foremen                     | 688                    | 51                                  | 80           | 80      | 238          | 165     | 48           | 26              |
| Operatives, except transportation         | 5 788                  | 368                                 | 869          | 588     | 2 144        | 1 744   | 76           | -               |
| Transport equipment operatives            | 49                     | -                                   | -            | -       | 49           | -       | -            | -               |
| Laborers, except farm                     | 375                    | 25                                  | 97           | 23      | 112          | 117     | -            | -               |
| Service workers, except private household | 9 336                  | 252                                 | 1 250        | 701     | 3 803        | 2 902   | 428          | -               |
| Private household workers                 | 5 928                  | 453                                 | 1 419        | 949     | 2 211        | 822     | 74           | -               |
| Farmers and farm managers                 | -                      | -                                   | -            | -       | -            | -       | -            | -               |
| Farm laborers and foremen                 | 23                     | -                                   | -            | -       | -            | 23      | -            | -               |
| Not available                             | -                      | -                                   | -            | -       | -            | -       | -            | -               |
| Female employed on full-time schedule     | 26 452                 | 827                                 | 2 792        | 1 999   | 7 901        | 9 201   | 2 080        | 1 651           |
| Professional and technical                | 2 230                  | -                                   | 25           | 74      | 47           | 511     | 266          | 1 307           |
| Managerial and administrative             | 441                    | -                                   | 25           | 53      | 146          | 114     | 77           | 25              |
| Sales                                     | 609                    | 25                                  | 25           | -       | 52           | 434     | 47           | 25              |
| Clerical                                  | 5 775                  | -                                   | 154          | 101     | 766          | 3 207   | 1 279        | 267             |
| Craftsmen and foremen                     | 664                    | 51                                  | 80           | 80      | 215          | 165     | 48           | 26              |
| Operatives, except transportation         | 5 321                  | 317                                 | 716          | 516     | 2 046        | 1 650   | 76           | -               |
| Transport equipment operatives            | 49                     | -                                   | -            | -       | 49           | -       | -            | -               |
| Laborers, except farm                     | 350                    | 25                                  | 72           | 23      | 112          | 117     | -            | -               |
| Service workers, except private household | 7 549                  | 252                                 | 947          | 577     | 3 040        | 2 497   | 237          | -               |
| Private household workers                 | 3 440                  | 157                                 | 747          | 575     | 1 429        | 483     | 50           | -               |
| Farmers and farm managers                 | -                      | -                                   | -            | -       | -            | -       | -            | -               |
| Farm laborers and foremen                 | 23                     | -                                   | -            | -       | -            | 23      | -            | -               |
| Not available                             | -                      | -                                   | -            | -       | -            | -       | -            | -               |

Table 4a. Educational Attainment of the Employed: Negro

[Limited to persons 16 to 64 years, not in school]

| Major Occupation Group                    | Educational attainment |                                     |              |         |              |         |              |                 |
|---|------------------------|-------------------------------------|--------------|---------|--------------|---------|--------------|-----------------|
|   | Total                  | Elementary                          |              |         | High school  |         | College      |                 |
|   |                        | 4 years or less<br>(including none) | 5 to 7 years | 8 years | 1 to 3 years | 4 years | 1 to 3 years | 4 years or more |
| Total employed                            | 58 539                 | 4 303                               | 7 971        | 4 252   | 18 003       | 17 973  | 3 629        | 2 409           |
| Professional and technical                | 2 846                  | -                                   | 77           | 72      | 139          | 596     | 312          | 1 650           |
| Managerial and administrative             | 1 421                  | 74                                  | 103          | 104     | 347          | 428     | 196          | 170             |
| Sales                                     | 1 204                  | 25                                  | 170          | 49      | 127          | 571     | 119          | 144             |
| Clerical                                  | 7 634                  | 77                                  | 327          | 173     | 1 128        | 4 108   | 1 561        | 261             |
| Craftsmen and foremen                     | 5 116                  | 476                                 | 901          | 453     | 1 744        | 1 320   | 198          | 23              |
| Operatives, except transportation         | 11 098                 | 895                                 | 1 258        | 720     | 4 252        | 3 721   | 187          | 65              |
| Transport equipment operatives            | 4 434                  | 400                                 | 711          | 253     | 1 353        | 1 533   | 184          | -               |
| Laborers, except farm                     | 5 876                  | 1 119                               | 1 213        | 640     | 1 769        | 939     | 196          | -               |
| Service workers, except private household | 12 985                 | 784                                 | 1 797        | 895     | 4 958        | 3 877   | 604          | 70              |
| Private household workers                 | 5 829                  | 453                                 | 1 390        | 893     | 2 162        | 857     | 74           | -               |
| Farmers and farm managers                 | -                      | -                                   | -            | -       | -            | -       | -            | -               |
| Farm laborers and foremen                 | 96                     | -                                   | 24           | -       | 23           | 23      | -            | 25              |
| Not available                             | -                      | -                                   | -            | -       | -            | -       | -            | -               |
| Male employed                             | 30 471                 | 3 270                               | 4 682        | 2 009   | 9 208        | 8 737   | 1 691        | 873             |
| Professional and technical                | 767                    | -                                   | 52           | 23      | 69           | 174     | 72           | 377             |
| Managerial and administrative             | 1 043                  | 74                                  | 77           | 78      | 229          | 267     | 172          | 145             |
| Sales                                     | 632                    | -                                   | 119          | 49      | 103          | 195     | 72           | 93              |
| Clerical                                  | 2 725                  | 77                                  | 252          | 72      | 486          | 1 327   | 437          | 74              |
| Craftsmen and foremen                     | 4 616                  | 425                                 | 878          | 453     | 1 532        | 1 156   | 150          | 23              |
| Operatives, except transportation         | 6 253                  | 668                                 | 716          | 214     | 2 392        | 2 057   | 140          | 65              |
| Transport equipment operatives            | 4 385                  | 400                                 | 711          | 253     | 1 305        | 1 533   | 184          | -               |
| Laborers, except farm                     | 5 501                  | 1 094                               | 1 116        | 617     | 1 657        | 822     | 196          | -               |
| Service workers, except private household | 4 388                  | 532                                 | 710          | 250     | 1 410        | 1 146   | 270          | 70              |
| Private household workers                 | 88                     | -                                   | 28           | -       | -            | 60      | -            | -               |
| Farmers and farm managers                 | -                      | -                                   | -            | -       | -            | -       | -            | -               |
| Farm laborers and foremen                 | 72                     | -                                   | 24           | -       | 23           | -       | -            | 25              |
| Not available                             | -                      | -                                   | -            | -       | -            | -       | -            | -               |
| Male employed on full-time schedule       | 28 059                 | 3 122                               | 4 113        | 1 741   | 8 463        | 8 212   | 1 613        | 795             |
| Professional and technical                | 666                    | -                                   | 52           | -       | 46           | 151     | 72           | 345             |
| Managerial and administrative             | 893                    | 49                                  | 54           | 47      | 229          | 197     | 172          | 145             |
| Sales                                     | 553                    | -                                   | 119          | 49      | 72           | 172     | 72           | 70              |
| Clerical                                  | 2 670                  | 77                                  | 252          | 72      | 463          | 1 327   | 405          | 74              |
| Craftsmen and foremen                     | 4 222                  | 373                                 | 740          | 401     | 1 434        | 1 101   | 150          | 23              |
| Operatives, except transportation         | 5 797                  | 668                                 | 605          | 214     | 2 172        | 1 979   | 116          | 42              |
| Transport equipment operatives            | 4 135                  | 400                                 | 657          | 253     | 1 258        | 1 383   | 184          | -               |
| Laborers, except farm                     | 5 019                  | 1 048                               | 1 032        | 502     | 1 512        | 752     | 173          | -               |
| Service workers, except private household | 3 973                  | 507                                 | 578          | 203     | 1 254        | 1 091   | 270          | 70              |
| Private household workers                 | 60                     | -                                   | -            | -       | -            | 60      | -            | -               |
| Farmers and farm managers                 | -                      | -                                   | -            | -       | -            | -       | -            | -               |
| Farm laborers and foremen                 | 72                     | -                                   | 24           | -       | 23           | -       | -            | 25              |
| Not available                             | -                      | -                                   | -            | -       | -            | -       | -            | -               |
| Female employed                           | 28 068                 | 1 033                               | 3 289        | 2 242   | 8 795        | 9 236   | 1 938        | 1 536           |
| Professional and technical                | 2 079                  | -                                   | 25           | 49      | 70           | 422     | 240          | 1 273           |
| Managerial and administrative             | 378                    | -                                   | 25           | 25      | 118          | 161     | 23           | 25              |
| Sales                                     | 573                    | 25                                  | 51           | -       | 23           | 376     | 47           | 51              |
| Clerical                                  | 4 909                  | -                                   | 74           | 101     | 642          | 2 781   | 1 124        | 187             |
| Craftsmen and foremen                     | 500                    | 51                                  | 23           | -       | 212          | 165     | 48           | -               |
| Operatives, except transportation         | 4 845                  | 227                                 | 542          | 505     | 1 860        | 1 664   | 47           | -               |
| Transport equipment operatives            | 49                     | -                                   | -            | -       | 49           | -       | -            | -               |
| Laborers, except farm                     | 375                    | 25                                  | 97           | 23      | 112          | 117     | -            | -               |
| Service workers, except private household | 8 597                  | 252                                 | 1 088        | 645     | 3 547        | 2 731   | 334          | -               |
| Private household workers                 | 5 741                  | 453                                 | 1 362        | 893     | 2 162        | 797     | 74           | -               |
| Farmers and farm managers                 | -                      | -                                   | -            | -       | -            | -       | -            | -               |
| Farm laborers and foremen                 | 23                     | -                                   | -            | -       | -            | 23      | -            | -               |
| Not available                             | -                      | -                                   | -            | -       | -            | -       | -            | -               |
| Female employed on full-time schedule     | 23 251                 | 686                                 | 2 249        | 1 671   | 7 136        | 8 229   | 1 817        | 1 464           |
| Professional and technical                | 1 986                  | -                                   | 25           | 49      | 47           | 399     | 240          | 1 226           |
| Managerial and administrative             | 331                    | -                                   | 25           | 25      | 118          | 114     | 23           | 25              |
| Sales                                     | 474                    | 25                                  | 51           | -       | 23           | 329     | 47           | 25              |
| Clerical                                  | 4 769                  | -                                   | 74           | 101     | 572          | 2 711   | 1 124        | 187             |
| Craftsmen and foremen                     | 476                    | 51                                  | 23           | -       | 189          | 165     | 48           | -               |
| Operatives, except transportation         | 4 432                  | 176                                 | 417          | 434     | 1 787        | 1 571   | 47           | -               |
| Transport equipment operatives            | 49                     | -                                   | -            | -       | 49           | -       | -            | -               |
| Laborers, except farm                     | 350                    | 25                                  | 72           | 23      | 112          | 117     | -            | -               |
| Service workers, except private household | 7 002                  | 252                                 | 838          | 520     | 2 810        | 2 345   | 237          | -               |
| Private household workers                 | 3 358                  | 157                                 | 747          | 518     | 1 429        | 457     | 50           | -               |
| Farmers and farm managers                 | -                      | -                                   | -            | -       | -            | -       | -            | -               |
| Farm laborers and foremen                 | 23                     | -                                   | -            | -       | -            | 23      | -            | -               |
| Not available                             | -                      | -                                   | -            | -       | -            | -       | -            | -               |



Table 5. Major Occupation Group of the Employed: All Races

| Age and Sex<br>Family Status           | Major occupation group |                            |                               |       |          |                       |                                   |                                |                       |   |                           |  |               |
|--|------------------------|----------------------------|-------------------------------|-------|----------|-----------------------|-----------------------------------|--------------------------------|-----------------------|---|---------------------------|--|---------------|
|  | Total employed         | Professional and technical | Managerial and administrative | Sales | Clerical | Craftsmen and foremen | Operatives, except transportation | Transport equipment operatives | Laborers, except farm | Service workers, except private household | Private household workers | Farmers, farm managers, farm laborers, and foremen | Not available |
| <b>EMPLOYED</b>                        |                        |                            |                               |       |          |                       |                                   |                                |                       |   |                           |  |               |
| <b>Age and Sex</b>                     |                        |                            |                               |       |          |                       |                                   |                                |                       |   |                           |  |               |
| Total, 16 years and over               | 75 174                 | 4 121                      | 1 993                         | 2 081 | 10 296   | 7 278                 | 13 586                            | 5 318                          | 7 284                 | 16 316                                    | 6 805                     | 96   | -             |
| Male, total                            | 39 905                 | 1 428                      | 1 461                         | 1 148 | 3 413    | 6 567                 | 7 547                             | 5 269                          | 6 885                 | 5 997                                     | 116                       | 72   | -             |
| 16 to 21 years, total                  | 5 164                  | 302                        | 93                            | 186   | 506      | 505                   | 1 313                             | 441                            | 673                   | 1 146                                     | -                         | -  | -             |
| 16 to 21 years, not in school          | 3 544                  | 116                        | 93                            | 47    | 325      | 436                   | 988                               | 418                            | 441                   | 682                                       | -                         | -  | -             |
| 22 to 34 years, total                  | 14 129                 | 534                        | 498                           | 373   | 1 611    | 2 167                 | 3 293                             | 2 088                          | 2 001                 | 1 534                                     | 32                        | -  | -             |
| 22 to 34 years, veteran of Vietnam     | 2 528                  | 81                         | 78                            | 99    | 511      | 311                   | 571                               | 302                            | 1 310                 | 264                                       | -                         | -  | -             |
| 25 to 34 years                         | 10 622                 | 353                        | 405                           | 303   | 1 337    | 1 496                 | 2 373                             | 1 684                          | 1 435                 | 1 205                                     | 32                        | -  | -             |
| 35 to 44 years                         | 7 016                  | 353                        | 272                           | 231   | 287      | 1 440                 | 1 088                             | 1 053                          | 1 495                 | 749                                       | -                         | 47   | -             |
| 45 to 54 years                         | 7 295                  | 105                        | 336                           | 175   | 589      | 1 679                 | 1 043                             | 1 157                          | 1 193                 | 990                                       | 28                        | -  | -             |
| 55 to 64 years                         | 5 003                  | 109                        | 210                           | 132   | 342      | 649                   | 739                               | 478                            | 1 166                 | 1 124                                     | 28                        | 25   | -             |
| 65 years and over                      | 1 299                  | 25                         | 53                            | 51    | 78       | 127                   | 72                                | 53                             | 357                   | 455                                       | 28                        | -  | -             |
| 40 to 64 years                         | 15 752                 | 469                        | 658                           | 462   | 1 075    | 2 946                 | 2 265                             | 2 196                          | 3 073                 | 2 526                                     | 57                        | 25   | -             |
| Female, total                          | 35 270                 | 2 693                      | 531                           | 933   | 6 884    | 711                   | 6 039                             | 49                             | 399                   | 10 319                                    | 6 690                     | 23   | -             |
| 16 to 21 years, total                  | 3 912                  | 320                        | -                             | 115   | 1 526    | 70                    | 485                               | -                              | -                     | 1 302                                     | 93                        | -  | -             |
| 16 to 21 years, not in school          | 2 295                  | 139                        | -                             | 46    | 928      | 46                    | 393                               | -                              | -                     | 719                                       | 23                        | -  | -             |
| 22 to 34 years, total                  | 11 891                 | 1 065                      | 158                           | 303   | 3 345    | 284                   | 2 082                             | -                              | 252                   | 3 414                                     | 986                       | -  | -             |
| 25 to 34 years                         | 8 326                  | 810                        | 112                           | 188   | 1 849    | 99                    | 1 554                             | -                              | 164                   | 2 704                                     | 846                       | -  | -             |
| 35 to 44 years                         | 7 062                  | 542                        | 167                           | 143   | 893      | 146                   | 1 377                             | 23                             | 70                    | 2 175                                     | 1 503                     | 23   | -             |
| 45 to 54 years                         | 6 666                  | 358                        | 158                           | 184   | 660      | 157                   | 1 274                             | -                              | 76                    | 1 788                                     | 2 010                     | -  | -             |
| 55 to 64 years                         | 4 334                  | 342                        | 28                            | 139   | 326      | 54                    | 662                               | 25                             | -                     | 1 328                                     | 1 429                     | -  | -             |
| 65 years and over                      | 1 406                  | 65                         | 20                            | 49    | 133      | -                     | 158                               | -                              | -                     | 312                                       | 669                       | -  | -             |
| 40 to 64 years                         | 14 299                 | 1 005                      | 259                           | 370   | 1 260    | 308                   | 2 529                             | 49                             | 146                   | 4 089                                     | 4 263                     | 23   | -             |
| <b>Family Status<sup>1</sup></b>       |                        |                            |                               |       |          |                       |                                   |                                |                       |   |                           |  |               |
| Male, total                            | 36 412                 | 1 125                      | 1 362                         | 935   | 3 060    | 6 347                 | 7 081                             | 5 105                          | 6 250                 | 4 985                                     | 88                        | 72   | -             |
| Family head                            | 22 904                 | 674                        | 907                           | 660   | 1 968    | 4 410                 | 4 238                             | 3 682                          | 3 640                 | 2 653                                     | -                         | 72   | -             |
| Family member                          | 6 588                  | 199                        | 224                           | 139   | 673      | 978                   | 1 339                             | 623                            | 1 145                 | 1 236                                     | 32                        | -  | -             |
| Unrelated individual                   | 6 920                  | 252                        | 231                           | 136   | 419      | 960                   | 1 504                             | 801                            | 1 464                 | 1 096                                     | 57                        | -  | -             |
| Female, total                          | 31 783                 | 2 349                      | 488                           | 793   | 5 966    | 688                   | 5 788                             | 49                             | 375                   | 9 336                                     | 5 928                     | 23   | -             |
| Family head                            | 9 227                  | 628                        | 166                           | 195   | 1 507    | 249                   | 1 960                             | -                              | 119                   | 2 560                                     | 1 843                     | -  | -             |
| No children under 18 years             | 2 051                  | 179                        | 49                            | 25    | 345      | 25                    | 548                               | -                              | -                     | 473                                       | 406                       | -  | -             |
| Children 6 to 17 years only            | 3 754                  | 286                        | 47                            | 146   | 528      | 150                   | 727                               | -                              | 24                    | 1 109                                     | 737                       | -  | -             |
| Children under 6 years                 | 3 423                  | 164                        | 70                            | 23    | 634      | 74                    | 684                               | -                              | 96                    | 978                                       | 700                       | -  | -             |
| Wife of head                           | 11 980                 | 977                        | 167                           | 372   | 1 920    | 220                   | 2 331                             | 23                             | 70                    | 3 736                                     | 2 141                     | 23   | -             |
| No children under 18 years             | 4 760                  | 425                        | 42                            | 182   | 587      | 80                    | 911                               | 23                             | -                     | 1 461                                     | 1 049                     | -  | -             |
| Children 6 to 17 years only            | 3 414                  | 314                        | 102                           | 96    | 438      | 23                    | 711                               | -                              | -                     | 1 024                                     | 681                       | 23   | -             |
| Children under 6 years                 | 3 807                  | 238                        | 23                            | 94    | 894      | 116                   | 709                               | -                              | 70                    | 1 251                                     | 411                       | -  | -             |
| Other family member                    | 5 884                  | 353                        | 77                            | 168   | 1 750    | 96                    | 952                               | -                              | 96                    | 1 692                                     | 702                       | -  | -             |
| Unrelated individual                   | 4 691                  | 391                        | 77                            | 57    | 790      | 123                   | 546                               | 25                             | 91                    | 1 348                                     | 1 242                     | -  | -             |
| <b>EMPLOYED ON FULL-TIME SCHEDULES</b> |                        |                            |                               |       |          |                       |                                   |                                |                       |   |                           |  |               |
| <b>Age and Sex</b>                     |                        |                            |                               |       |          |                       |                                   |                                |                       |   |                           |  |               |
| Total, 16 years and over               | 64 048                 | 3 661                      | 1 768                         | 1 586 | 9 735    | 6 661                 | 12 419                            | 4 961                          | 6 292                 | 13 094                                    | 3 777                     | 96   | -             |
| Male, total                            | 35 645                 | 1 133                      | 1 284                         | 954   | 3 335    | 5 997                 | 6 919                             | 4 912                          | 5 919                 | 5 034                                     | 88                        | 72   | -             |
| 16 to 21 years, total                  | 4 097                  | 163                        | 93                            | 93    | 460      | 482                   | 1 034                             | 441                            | 511                   | 821                                       | -                         | -  | -             |
| 16 to 21 years, not in school          | 3 057                  | 69                         | 93                            | 47    | 302      | 413                   | 779                               | 418                            | 372                   | 566                                       | -                         | -  | -             |
| 22 to 34 years, total                  | 12 936                 | 378                        | 444                           | 303   | 1 579    | 1 988                 | 3 119                             | 1 972                          | 1 674                 | 1 449                                     | 32                        | -  | -             |
| 22 to 34 years, veteran of Vietnam     | 2 204                  | 23                         | 78                            | 99    | 479      | 280                   | 490                               | 278                            | 234                   | 241                                       | -                         | -  | -             |
| 25 to 34 years                         | 9 827                  | 220                        | 374                           | 280   | 1 305    | 1 386                 | 2 247                             | 1 614                          | 1 224                 | 1 144                                     | 32                        | -  | -             |
| 35 to 44 years                         | 6 575                  | 353                        | 225                           | 200   | 287      | 1 331                 | 1 031                             | 998                            | 1 411                 | 694                                       | -                         | 47   | -             |
| 45 to 54 years                         | 6 837                  | 105                        | 312                           | 175   | 589      | 1 627                 | 953                               | 1 077                          | 1 084                 | 887                                       | 28                        | -  | -             |
| 55 to 64 years                         | 4 332                  | 109                        | 184                           | 132   | 342      | 492                   | 711                               | 398                            | 1 043                 | 896                                       | -                         | 25   | -             |
| 65 years and over                      | 868                    | 25                         | 25                            | 51    | 78       | 78                    | 72                                | 27                             | 196                   | 287                                       | 28                        | -  | -             |
| 40 to 64 years                         | 14 511                 | 469                        | 609                           | 431   | 1 075    | 2 714                 | 2 121                             | 2 004                          | 2 841                 | 2 194                                     | 28                        | 25   | -             |
| Female, total                          | 28 403                 | 2 528                      | 484                           | 632   | 6 400    | 664                   | 5 500                             | 49                             | 373                   | 8 060                                     | 3 689                     | 23   | -             |
| 16 to 21 years, total                  | 2 899                  | 251                        | -                             | 69    | 1 230    | 46                    | 462                               | -                              | -                     | 794                                       | 46                        | -  | -             |
| 16 to 21 years, not in school          | 2 039                  | 116                        | -                             | 46    | 858      | 46                    | 393                               | -                              | -                     | 579                                       | -                         | -  | -             |
| 22 to 34 years, total                  | 10 449                 | 993                        | 135                           | 286   | 3 252    | 284                   | 1 917                             | -                              | 252                   | 2 771                                     | 588                       | -  | -             |
| 25 to 34 years                         | 7 223                  | 761                        | 89                            | 164   | 1 802    | 99                    | 1 435                             | -                              | 164                   | 2 192                                     | 518                       | -  | -             |
| 35 to 44 years                         | 6 050                  | 519                        | 144                           | 119   | 893      | 122                   | 1 307                             | 23                             | 70                    | 1 915                                     | 914                       | 23   | -             |
| 45 to 54 years                         | 5 029                  | 358                        | 158                           | 101   | 632      | 157                   | 1 144                             | -                              | 51                    | 1 282                                     | 1 146                     | -  | -             |
| 55 to 64 years                         | 3 284                  | 342                        | 28                            | 86    | 326      | 54                    | 560                               | 25                             | -                     | 1 071                                     | 792                       | -  | -             |
| 65 years and over                      | 692                    | 65                         | 20                            | -     | 68       | -                     | 110                               | -                              | -                     | 227                                       | 203                       | -  | -             |
| 40 to 64 years                         | 11 119                 | 981                        | 259                           | 210   | 1 232    | 308                   | 2 274                             | 49                             | 121                   | 3 209                                     | 2 454                     | 23   | -             |
| <b>Family Status<sup>1</sup></b>       |                        |                            |                               |       |          |                       |                                   |                                |                       |   |                           |  |               |
| Male, total                            | 33 305                 | 949                        | 1 211                         | 856   | 3 005    | 5 849                 | 6 522                             | 4 797                          | 5 561                 | 4 422                                     | 60                        | 72   | -             |
| Family head                            | 21 536                 | 599                        | 811                           | 605   | 1 968    | 4 112                 | 3 991                             | 3 428                          | 3 473                 | 2 478                                     | -                         | 72   | -             |
| Family member                          | 5 709                  | 130                        | 193                           | 116   | 618      | 894                   | 1 177                             | 600                            | 893                   | 1 057                                     | 32                        | -  | -             |
| Unrelated individual                   | 6 060                  | 220                        | 208                           | 136   | 419      | 843                   | 1 355                             | 769                            | 1 195                 | 886                                       | 28                        | -  | -             |
| Female, total                          | 26 452                 | 2 230                      | 441                           | 609   | 5 775    | 664                   | 5 321                             | 49                             | 350                   | 7 549                                     | 3 440                     | 23   | -             |
| Family head                            | 7 786                  | 628                        | 143                           | 146   | 1 437    | 249                   | 1 811                             | -                              | 94                    | 2 174                                     | 1 103                     | -  | -             |
| No children under 18 years             | 1 773                  | 179                        | 49                            | -     | 345      | 25                    | 498                               | -                              | -                     | 373                                       | 304                       | -  | -             |
| Children 6 to 17 years only            | 3 123                  | 286                        | 24                            | 123   | 505      | 150                   | 678                               | -                              | 24                    | 967                                       | 367                       | -  | -             |
| Children under 6 years                 | 2 890                  | 164                        | 70                            | 23    | 587      | 74                    | 635                               | -                              | 70                    | 834                                       | 432                       | -  | -             |
| Wife of head                           | 9 778                  | 858                        | 167                           | 294   | 1 892    | 220                   | 2 088                             | 23                             | 70                    | 3 079                                     | 1 062                     | 23   | -             |
| No children under 18 years             | 3 910                  | 378                        | 42                            | 104   | 587      | 80                    | 811                               | 23                             | -                     | 1 336                                     | 548                       | -  | -             |
| Children 6 to 17 years only            | 2 584                  | 268                        | 102                           | 96    | 410      | 23                    | 615                               | -                              | -                     | 726                                       | 321                       | 23   | -             |
| Children under 6 years                 | 3 283                  | 212                        | 23                            | 94    | 894      | 116                   | 663                               | -                              | 70                    | 1 017                                     | 193                       | -  | -             |
| Other family member                    | 5 106                  | 353                        | 53                            | 140   | 1 657    | 72                    | 926                               | -                              | 96                    | 1 375                                     | 435                       | -  | -             |
| Unrelated individual                   | 3 782                  | 391                        | 77                            | 29    | 790      | 123                   | 495                               | 25                             | 91                    | 920                                       | 840                       | -  | -             |

<sup>1</sup> Persons 16 to 64 years, not in school.

Table 5a. Major Occupation Group of the Employed: Negro

| Age and Sex<br>Family Status           | Major occupation group |                            |                               |       |          |                       |                                   |                                |                       |   |                           | Not available |  |
|--|------------------------|----------------------------|-------------------------------|-------|----------|-----------------------|-----------------------------------|--------------------------------|-----------------------|---|---------------------------|---------------|--|
|  | Total employed         | Professional and technical | Managerial and administrative | Sales | Clerical | Craftsmen and foremen | Operatives, except transportation | Transport equipment operatives | Laborers, except farm | Service workers, except private household | Private household workers |               | Farmers, farm managers, farm laborers, and foremen |
| <b>EMPLOYED</b>                        |                        |                            |                               |       |          |                       |                                   |                                |                       |   |                           |               |  |
| <b>Age and Sex</b>                     |                        |                            |                               |       |          |                       |                                   |                                |                       |   |                           |               |  |
| Total, 16 years and over               | 64 454                 | 3 325                      | 1 564                         | 1 486 | 8 751    | 5 282                 | 11 670                            | 4 598                          | 6 505                 | 14 559                                    | 6 618                     | 96            | -  |
| Male, total                            | 33 454                 | 997                        | 1 143                         | 821   | 3 036    | 4 759                 | 6 672                             | 4 549                          | 6 107                 | 5 182                                     | 116                       | 72            | -  |
| 16 to 21 years, total                  | 4 565                  | 209                        | 47                            | 162   | 441      | 366                   | 1 266                             | 418                            | 603                   | 1 053                                     | -                         | -             | -  |
| 16 to 21 years, not in school          | 3 150                  | 69                         | 47                            | 23    | 302      | 320                   | 965                               | 394                            | 371                   | 658                                       | -                         | -             | -  |
| 22 to 34 years, total                  | 12 513                 | 361                        | 473                           | 288   | 1 510    | 1 690                 | 3 045                             | 1 965                          | 1 742                 | 1 408                                     | 32                        | -             | -  |
| 22 to 34 years, veteran of Vietnam     | 2 265                  | 55                         | 78                            | 70    | 511      | 311                   | 522                               | 249                            | 251                   | 218                                       | -                         | -             | -  |
| 25 to 34 years                         | 9 419                  | 249                        | 380                           | 218   | 1 260    | 1 088                 | 2 197                             | 1 603                          | 1 218                 | 1 176                                     | 32                        | -             | -  |
| 35 to 44 years                         | 5 776                  | 246                        | 134                           | 172   | 211      | 1 126                 | 874                               | 892                            | 1 377                 | 697                                       | -                         | 47            | -  |
| 45 to 54 years                         | 5 640                  | 77                         | 253                           | 96    | 539      | 1 065                 | 815                               | 830                            | 1 106                 | 830                                       | 28                        | -             | -  |
| 55 to 64 years                         | 3 894                  | 79                         | 184                           | 76    | 256      | 439                   | 624                               | 392                            | 951                   | 840                                       | 28                        | 25            | -  |
| 65 years and over                      | 1 066                  | 25                         | 53                            | 27    | 78       | 73                    | 48                                | 53                             | 327                   | 354                                       | 28                        | -             | -  |
| 40 to 64 years                         | 12 342                 | 329                        | 492                           | 297   | 889      | 1 992                 | 1 819                             | 1 699                          | 2 712                 | 2 030                                     | 57                        | 25            | -  |
| Female, total                          | 31 000                 | 2 328                      | 421                           | 665   | 5 715    | 523                   | 4 998                             | 49                             | 399                   | 9 377                                     | 6 502                     | 23            | -  |
| 16 to 21 years, total                  | 3 530                  | 302                        | -                             | 115   | 1 438    | 70                    | 439                               | -                              | -                     | 1 073                                     | 93                        | -             | -  |
| 16 to 21 years, not in school          | 2 086                  | 139                        | -                             | 46    | 858      | 46                    | 347                               | -                              | -                     | 626                                       | 23                        | -             | -  |
| 22 to 34 years, total                  | 10 880                 | 912                        | 158                           | 280   | 3 071    | 233                   | 1 956                             | -                              | 252                   | 3 080                                     | 937                       | -             | -  |
| 25 to 34 years                         | 7 557                  | 680                        | 112                           | 188   | 1 617    | 47                    | 1 451                             | -                              | 164                   | 2 477                                     | 821                       | -             | -  |
| 35 to 44 years                         | 6 339                  | 516                        | 141                           | 117   | 633      | 94                    | 1 172                             | 23                             | 70                    | 2 072                                     | 1 477                     | 23            | -  |
| 45 to 54 years                         | 5 677                  | 330                        | 101                           | 127   | 405      | 101                   | 964                               | -                              | 76                    | 1 647                                     | 1 926                     | -             | -  |
| 55 to 64 years                         | 3 481                  | 228                        | -                             | 25    | 127      | 25                    | 406                               | 25                             | -                     | 1 242                                     | 1 401                     | -             | -  |
| 65 years and over                      | 1 094                  | 41                         | 20                            | -     | 41       | -                     | 61                                | -                              | -                     | 263                                       | 669                       | -             | -  |
| 40 to 64 years                         | 12 122                 | 863                        | 148                           | 199   | 650      | 197                   | 1 886                             | 49                             | 146                   | 3 836                                     | 4 124                     | 23            | -  |
| <b>Family Status<sup>1</sup></b>       |                        |                            |                               |       |          |                       |                                   |                                |                       |   |                           |               |  |
| Male, total                            | 30 471                 | 767                        | 1 043                         | 632   | 2 725    | 4 616                 | 6 253                             | 4 385                          | 5 501                 | 4 388                                     | 88                        | 72            | -  |
| Family head                            | 19 016                 | 468                        | 670                           | 528   | 1 782    | 2 990                 | 3 667                             | 3 063                          | 3 418                 | 2 357                                     | -                         | 72            | -  |
| Family member                          | 5 970                  | 176                        | 201                           | 80    | 624      | 797                   | 1 254                             | 623                            | 1 000                 | 1 183                                     | 32                        | -             | -  |
| Unrelated individual                   | 5 484                  | 123                        | 172                           | 23    | 318      | 830                   | 1 332                             | 699                            | 1 083                 | 847                                       | 57                        | -             | -  |
| Female, total                          | 28 068                 | 2 079                      | 378                           | 573   | 4 909    | 500                   | 4 845                             | 49                             | 375                   | 8 597                                     | 5 741                     | 23            | -  |
| Family head                            | 8 582                  | 600                        | 166                           | 195   | 1 370    | 169                   | 1 721                             | -                              | 119                   | 2 452                                     | 1 789                     | -             | -  |
| No children under 18 years             | 1 680                  | 150                        | 49                            | 25    | 288      | 25                    | 491                               | -                              | -                     | 473                                       | 378                       | -             | -  |
| Children 6 to 17 years only            | 3 457                  | 286                        | 47                            | 146   | 474      | 70                    | 620                               | -                              | 24                    | 1 053                                     | 737                       | -             | -  |
| Children under 6 years                 | 3 246                  | 164                        | 70                            | 23    | 609      | 74                    | 610                               | -                              | 96                    | 927                                       | 674                       | -             | -  |
| Wife of head                           | 10 299                 | 817                        | 114                           | 261   | 1 579    | 163                   | 1 734                             | 23                             | 70                    | 3 450                                     | 2 064                     | 23            | -  |
| No children under 18 years             | 4 017                  | 342                        | 42                            | 96    | 457      | 24                    | 655                               | 23                             | -                     | 1 357                                     | 1 021                     | -             | -  |
| Children 6 to 17 years only            | 2 852                  | 263                        | 49                            | 70    | 354      | 23                    | 470                               | -                              | -                     | 919                                       | 681                       | 23            | -  |
| Children under 6 years                 | 3 429                  | 212                        | 23                            | 94    | 768      | 116                   | 609                               | -                              | 70                    | 1 174                                     | 362                       | -             | -  |
| Other family member                    | 5 367                  | 353                        | 49                            | 117   | 1 517    | 70                    | 901                               | -                              | 96                    | 1 591                                     | 674                       | -             | -  |
| Unrelated individual                   | 3 821                  | 310                        | 49                            | -     | 442      | 97                    | 489                               | 25                             | 91                    | 1 103                                     | 1 213                     | -             | -  |
| <b>EMPLOYED ON FULL-TIME SCHEDULES</b> |                        |                            |                               |       |          |                       |                                   |                                |                       |   |                           |               |  |
| <b>Age and Sex</b>                     |                        |                            |                               |       |          |                       |                                   |                                |                       |   |                           |               |  |
| Total, 16 years and over               | 55 034                 | 3 015                      | 1 339                         | 1 125 | 8 284    | 4 792                 | 10 708                            | 4 299                          | 5 730                 | 11 932                                    | 3 695                     | 96            | -  |
| Male, total                            | 30 068                 | 826                        | 965                           | 627   | 2 958    | 4 316                 | 6 146                             | 4 250                          | 5 377                 | 4 443                                     | 88                        | 72            | -  |
| 16 to 21 years, total                  | 3 615                  | 116                        | 47                            | 70    | 395      | 343                   | 1 011                             | 418                            | 441                   | 775                                       | -                         | -             | -  |
| 16 to 21 years, not in school          | 2 709                  | 46                         | 47                            | 23    | 279      | 297                   | 779                               | 394                            | 302                   | 543                                       | -                         | -             | -  |
| 22 to 34 years, total                  | 11 553                 | 283                        | 418                           | 218   | 1 478    | 1 511                 | 2 896                             | 1 849                          | 1 515                 | 1 353                                     | 32                        | -             | -  |
| 22 to 34 years, veteran of Vietnam     | 2 023                  | 23                         | 78                            | 70    | 479      | 280                   | 467                               | 225                            | 205                   | 194                                       | -                         | -             | -  |
| 25 to 34 years                         | 8 808                  | 194                        | 348                           | 195   | 1 228    | 979                   | 2 071                             | 1 533                          | 1 084                 | 1 144                                     | 32                        | -             | -  |
| 35 to 44 years                         | 5 420                  | 246                        | 87                            | 141   | 211      | 1 071                 | 817                               | 837                            | 1 322                 | 642                                       | -                         | 47            | -  |
| 45 to 54 years                         | 5 260                  | 77                         | 230                           | 96    | 539      | 1 013                 | 750                               | 778                            | 998                   | 751                                       | 28                        | -             | -  |
| 55 to 64 years                         | 3 503                  | 79                         | 158                           | 76    | 256      | 331                   | 624                               | 342                            | 905                   | 707                                       | -                         | 25            | -  |
| 65 years and over                      | 718                    | 25                         | 25                            | 27    | 78       | 48                    | 48                                | 27                             | 196                   | 215                                       | 28                        | -             | -  |
| 40 to 64 years                         | 11 458                 | 329                        | 443                           | 265   | 889      | 1 808                 | 1 729                             | 1 565                          | 2 557                 | 1 818                                     | 28                        | 25            | -  |
| Female, total                          | 24 966                 | 2 189                      | 374                           | 497   | 5 326    | 476                   | 4 562                             | 49                             | 373                   | 7 489                                     | 3 607                     | 23            | -  |
| 16 to 21 years, total                  | 2 788                  | 232                        | -                             | 69    | 1 183    | 46                    | 416                               | -                              | -                     | 794                                       | 46                        | -             | -  |
| 16 to 21 years, not in school          | 1 946                  | 116                        | -                             | 46    | 811      | 46                    | 347                               | -                              | -                     | 579                                       | -                         | -             | -  |
| 22 to 34 years, total                  | 9 576                  | 866                        | 135                           | 233   | 2 978    | 233                   | 1 816                             | -                              | 252                   | 2 501                                     | 562                       | -             | -  |
| 25 to 34 years                         | 6 531                  | 657                        | 89                            | 164   | 1 570    | 47                    | 1 358                             | -                              | 164                   | 1 991                                     | 492                       | -             | -  |
| 35 to 44 years                         | 5 378                  | 493                        | 118                           | 94    | 633      | 70                    | 1 102                             | 23                             | 70                    | 1 837                                     | 914                       | 23            | -  |
| 45 to 54 years                         | 4 182                  | 330                        | 101                           | 101   | 405      | 101                   | 862                               | -                              | 51                    | 1 140                                     | 1 090                     | -             | -  |
| 55 to 64 years                         | 2 517                  | 228                        | -                             | -     | 127      | 25                    | 304                               | 25                             | -                     | 1 014                                     | 792                       | -             | -  |
| 65 years and over                      | 526                    | 41                         | 20                            | -     | -        | -                     | 61                                | -                              | -                     | 202                                       | 203                       | -             | -  |
| 40 to 64 years                         | 9 194                  | 839                        | 148                           | 124   | 650      | 197                   | 1 659                             | 49                             | 121                   | 2 984                                     | 2 398                     | 23            | -  |
| <b>Family Status<sup>1</sup></b>       |                        |                            |                               |       |          |                       |                                   |                                |                       |   |                           |               |  |
| Male, total                            | 28 059                 | 666                        | 893                           | 553   | 2 670    | 4 222                 | 5 797                             | 4 135                          | 5 019                 | 3 973                                     | 60                        | 72            | -  |
| Family head                            | 17 966                 | 445                        | 574                           | 473   | 1 782    | 2 795                 | 3 500                             | 2 868                          | 3 250                 | 2 207                                     | -                         | 72            | -  |
| Family member                          | 5 167                  | 130                        | 170                           | 57    | 569      | 714                   | 1 091                             | 600                            | 801                   | 1 004                                     | 32                        | -             | -  |
| Unrelated individual                   | 4 926                  | 91                         | 148                           | 23    | 318      | 713                   | 1 206                             | 668                            | 968                   | 762                                       | 28                        | -             | -  |
| Female, total                          | 23 251                 | 1 986                      | 331                           | 474   | 4 769    | 476                   | 4 432                             | 49                             | 350                   | 7 002                                     | 3 358                     | 23            | -  |
| Family head                            | 7 166                  | 600                        | 143                           | 146   | 1 300    | 169                   | 1 573                             | -                              | 94                    | 2 066                                     | 1 075                     | -             | -  |
| No children under 18 years             | 1 602                  | 150                        | 49                            | -     | 288      | 25                    | 441                               | -                              | -                     | 373                                       | 276                       | -             | -  |
| Children 6 to 17 years only            | 2 826                  | 286                        | 24                            | 123   | 451      | 70                    | 571                               | -                              | 24                    | 910                                       | 367                       | -             | -  |
| Children under 6 years                 | 2 739                  | 164                        | 70                            | 23    | 562      | 74                    | 561                               | -                              | 70                    | 783                                       | 432                       | -             | -  |
| Wife of head                           | 8 306                  | 723                        | 114                           | 212   | 1 579    | 163                   | 1 545                             | 23                             | 70                    | 2 845                                     | 1 008                     | 23            | -  |
| No children under 18 years             | 3 224                  | 295                        | 42                            | 47    | 457      | 24                    | 583                               | 23                             | -                     | 1 233                                     | 520                       | -             | -  |
| Children 6 to 17 years only            | 2 128                  | 216                        | 49                            | 70    | 354      | 23                    | 400                               | -                              | -                     | 672                                       | 321                       | 23            | -  |
| Children under 6 years                 | 2 954                  | 212                        | 23                            | 94    | 768      | 116                   | 563                               | -                              | 70                    | 941                                       | 167                       | -             | -  |
| Other family member                    | 4 697                  | 353                        | 25                            | 117   | 1 448    | 47                    | 875                               | -                              | 96                    | 1 303                                     | 435                       | -             | -  |
| Unrelated individual                   | 3 081                  | 310                        | 49                            | -     | 442      | 97                    | 438                               | 25                             | 91                    | 788                                       | 840                       | -             | -  |

<sup>1</sup> Persons 16 to 64 years, not in school.

**Table 6. Age and Sex of Employed Persons: All Races**

[Limited to person 16 to 64 years, not in school]

| Detailed Occupation Group                        | Male   |                |                |                |                |                | Female |                |                |                |                |                |
|--|--------|----------------|----------------|----------------|----------------|----------------|--------|----------------|----------------|----------------|----------------|----------------|
|  | Total  | 16 to 21 years | 22 to 34 years | 35 to 44 years | 45 to 54 years | 55 to 64 years | Total  | 16 to 21 years | 22 to 34 years | 35 to 44 years | 45 to 54 years | 55 to 64 years |
| Total employed                                   | 36 412 | 3 544          | 13 583         | 7 016          | 7 266          | 5 003          | 31 783 | 2 295          | 11 454         | 7 062          | 6 666          | 4 306          |
| Professional health workers                      | 72     | -              | 23             | 26             | 23             | -              | 682    | 46             | 262            | 164            | 76             | 133            |
| Social and recreational workers                  | -      | -              | -              | -              | -              | -              | 49     | -              | 23             | -              | -              | 25             |
| Religious workers                                | 102    | -              | 26             | 77             | -              | -              | 72     | -              | 23             | 23             | 25             | -              |
| Other professional workers                       | 951    | 116            | 393            | 251            | 82             | 109            | 1 546  | 93             | 686            | 355            | 257            | 155            |
| Managers and administrators                      | 1 362  | 93             | 452            | 272            | 336            | 210            | 488    | -              | 135            | 167            | 158            | 28             |
| Salaried, retail trade                           | 363    | 23             | 212            | 53             | 49             | 25             | 161    | -              | 65             | 71             | 25             | -              |
| Salaried, other                                  | 527    | 23             | 182            | 119            | 101            | 102            | 249    | -              | 70             | 47             | 105            | 28             |
| Self-employed, retail trade                      | 204    | 23             | -              | 77             | 75             | 28             | 77     | -              | -              | 49             | 28             | -              |
| Self-employed, other                             | 269    | 23             | 57             | 24             | 111            | 54             | -      | -              | -              | -              | -              | -              |
| Sales workers, retail trade                      | 394    | 23             | 79             | 117            | 96             | 79             | 674    | 46             | 257            | 73             | 158            | 139            |
| Sales workers, other                             | 541    | 23             | 271            | 114            | 79             | 54             | 119    | -              | 23             | 70             | 25             | -              |
| Postal clerks and mail carriers                  | 499    | 23             | 327            | 47             | 102            | -              | 513    | 23             | 42             | 23             | 25             | -              |
| Shipping and receiving clerks                    | 812    | 47             | 383            | 70             | 230            | 82             | 117    | -              | 94             | 24             | -              | -              |
| Stock clerks and storekeepers                    | 487    | 93             | 245            | 52             | 77             | 20             | 221    | 23             | 72             | 47             | 51             | 28             |
| Other clerical workers                           | 1 262  | 163            | 590            | 118            | 151            | 240            | 5 115  | 881            | 2 553          | 799            | 584            | 298            |
| Automobile mechanics and body repairmen          | 1 003  | 88             | 465            | 216            | 183            | 51             | -      | -              | -              | -              | -              | -              |
| Machinists                                       | 100    | -              | 23             | 23             | 25             | 28             | 25     | -              | -              | -              | 25             | -              |
| Mechanics and repairmen, except auto             | 800    | 69             | 254            | 164            | 155            | 158            | 23     | -              | 23             | -              | -              | -              |
| Metal craftsmen, except mechanics and machinists | 232    | 70             | 57             | 51             | 54             | -              | -      | -              | -              | -              | -              | -              |
| Carpenters                                       | 432    | -              | 70             | 130            | 155            | 77             | -      | -              | -              | -              | -              | -              |
| Construction craftsmen, except carpenters        | 2 214  | 116            | 772            | 530            | 586            | 210            | 46     | -              | 46             | -              | -              | -              |
| Other craftsmen                                  | 1 566  | 93             | 502            | 325            | 520            | 125            | 593    | 46             | 215            | 146            | 132            | 54             |
| Operatives, durable goods manufacturing          | 2 260  | 348            | 1 139          | 312            | 277            | 185            | 768    | 93             | 304            | 213            | 105            | 54             |
| Operatives, nondurable goods manufacturing       | 2 013  | 339            | 1 121          | 255            | 159            | 139            | 2 420  | 115            | 984            | 459            | 532            | 329            |
| Operatives, nonmanufacturing                     | 2 809  | 302            | 964            | 521            | 607            | 415            | 2 600  | 185            | 794            | 705            | 637            | 279            |
| Taxicab drivers and chauffeurs                   | 388    | -              | 23             | 52             | 262            | 51             | -      | -              | -              | -              | -              | -              |
| Bus drivers and truck drivers                    | 2 996  | 139            | 1 196          | 672            | 646            | 342            | 49     | -              | -              | 23             | -              | 25             |
| Deliverymen and routemen                         | 1 054  | 185            | 402            | 282            | 128            | 57             | -      | -              | -              | -              | -              | -              |
| Parking attendants                               | 112    | 47             | 66             | -              | -              | -              | -      | -              | -              | -              | -              | -              |
| Other transport equipment operatives             | 556    | 46             | 313            | 47             | 121            | 29             | -      | -              | -              | -              | -              | -              |
| Construction laborers                            | 2 016  | 139            | 698            | 420            | 419            | 340            | -      | -              | -              | -              | -              | -              |
| Other laborers, except farm                      | 4 234  | 302            | 1 256          | 1 075          | 774            | 826            | 375    | -              | 229            | 70             | 76             | -              |
| Cleaning service workers                         | 2 623  | 325            | 821            | 392            | 501            | 585            | 2 719  | 185            | 720            | 548            | 633            | 633            |
| Food service workers                             | 1 166  | 218            | 266            | 172            | 255            | 255            | 3 262  | 162            | 1 383          | 825            | 612            | 279            |
| Health service workers                           | 157    | 23             | 78             | 55             | -              | -              | 2 035  | 302            | 774            | 495            | 313            | 152            |
| Personal service workers                         | 463    | 23             | 128            | 23             | 137            | 151            | 1 270  | 70             | 449            | 258            | 231            | 263            |
| Protective service workers                       | 576    | 92             | 148            | 107            | 96             | 134            | 49     | -              | -              | 49             | -              | -              |
| Private household workers                        | 88     | -              | 32             | -              | 28             | 28             | 5 928  | 23             | 962            | 1 503          | 2 010          | 1 429          |
| Farmers and farm managers                        | -      | -              | -              | -              | -              | -              | -      | -              | -              | -              | -              | -              |
| Farm laborers and foremen                        | 72     | -              | -              | 47             | -              | 25             | 23     | -              | -              | 23             | -              | -              |
| Not available                                    | -      | -              | -              | -              | -              | -              | -      | -              | -              | -              | -              | -              |
| Total employed on full-time schedules            | 33 305 | 3 057          | 12 532         | 6 575          | 6 808          | 4 332          | 26 452 | 2 039          | 10 077         | 6 050          | 5 029          | 3 256          |
| Professional health workers                      | 72     | -              | 23             | 26             | 23             | -              | 659    | 46             | 239            | 164            | 76             | 133            |
| Social and recreational workers                  | -      | -              | -              | -              | -              | -              | 49     | -              | 23             | -              | -              | 25             |
| Religious workers                                | 102    | -              | 26             | 77             | -              | -              | 72     | -              | 23             | 23             | 25             | -              |
| Other professional workers                       | 775    | 69             | 264            | 251            | 82             | 109            | 1 474  | 70             | 638            | 355            | 257            | 155            |
| Managers and administrators                      | 1 211  | 93             | 397            | 225            | 312            | 184            | 441    | -              | 112            | 144            | 158            | 28             |
| Salaried, retail trade                           | 314    | 23             | 212            | 30             | 49             | -              | 161    | -              | 65             | 71             | 25             | -              |
| Salaried, other                                  | 503    | 23             | 159            | 119            | 101            | 102            | 203    | -              | 46             | 24             | 105            | 28             |
| Self-employed, retail trade                      | 181    | 23             | -              | 77             | 52             | 28             | 77     | -              | -              | 49             | 28             | -              |
| Self-employed, other                             | 213    | 23             | 26             | -              | 111            | 54             | -      | -              | -              | -              | -              | -              |
| Sales workers, retail trade                      | 394    | 23             | 79             | 117            | 96             | 79             | 490    | 46             | 233            | 49             | 76             | 86             |
| Sales workers, other                             | 463    | 23             | 224            | 83             | 79             | 54             | 119    | -              | 23             | 70             | 25             | -              |
| Postal clerks and mail carriers                  | 499    | 23             | 327            | 47             | 102            | -              | 513    | 23             | 442            | 23             | 25             | -              |
| Shipping and receiving clerks                    | 812    | 47             | 383            | 70             | 230            | 82             | 117    | -              | 94             | 24             | -              | -              |
| Stock clerks and storekeepers                    | 464    | 69             | 245            | 52             | 77             | 20             | 221    | 23             | 72             | 47             | 51             | 28             |
| Other clerical workers                           | 1 230  | 163            | 558            | 118            | 151            | 240            | 4 924  | 812            | 2 459          | 799            | 556            | 298            |
| Automobile mechanics and body repairmen          | 979    | 88             | 465            | 192            | 183            | 51             | -      | -              | -              | -              | -              | -              |
| Machinists                                       | 100    | -              | 23             | 23             | 25             | 28             | 25     | -              | -              | -              | 25             | -              |
| Mechanics and repairmen, except auto             | 747    | 69             | 254            | 135            | 155            | 134            | 23     | -              | 23             | -              | -              | -              |
| Metal craftsmen, except mechanics and machinists | 232    | 70             | 57             | 51             | 54             | -              | -      | -              | -              | -              | -              | -              |
| Carpenters                                       | 332    | -              | 47             | 104            | 131            | 49             | -      | -              | -              | -              | -              | -              |
| Construction craftsmen, except carpenters        | 1 913  | 93             | 639            | 499            | 558            | 125            | 46     | -              | 46             | -              | -              | -              |
| Other craftsmen                                  | 1 545  | 93             | 502            | 325            | 520            | 104            | 569    | 46             | 215            | 122            | 132            | 54             |
| Operatives, durable goods manufacturing          | 2 021  | 278            | 1 045          | 286            | 226            | 185            | 768    | 93             | 304            | 213            | 105            | 54             |
| Operatives, nondurable goods manufacturing       | 1 989  | 339            | 1 098          | 255            | 159            | 139            | 2 224  | 115            | 865            | 436            | 479            | 329            |
| Operatives, nonmanufacturing                     | 2 512  | 162            | 906            | 490            | 568            | 386            | 2 329  | 185            | 748            | 658            | 561            | 178            |
| Taxicab drivers and chauffeurs                   | 359    | -              | 23             | 52             | 234            | 51             | -      | -              | -              | -              | -              | -              |
| Bus drivers and truck drivers                    | 2 817  | 139            | 1 126          | 672            | 617            | 342            | 49     | -              | -              | 23             | -              | 25             |
| Deliverymen and routemen                         | 952    | 185            | 378            | 227            | 104            | 57             | -      | -              | -              | -              | -              | -              |
| Parking attendants                               | 112    | 47             | 66             | -              | -              | -              | -      | -              | -              | -              | -              | -              |
| Other transport equipment operatives             | 556    | 46             | 313            | 47             | 121            | 29             | -      | -              | -              | -              | -              | -              |
| Construction laborers                            | 1 755  | 116            | 565            | 367            | 367            | 340            | -      | -              | -              | -              | -              | -              |
| Other laborers, except farm                      | 3 806  | 255            | 1 086          | 1 044          | 717            | 704            | 350    | -              | 229            | 70             | 51             | -              |
| Cleaning service workers                         | 2 370  | 255            | 791            | 336            | 452            | 535            | 1 923  | 139            | 420            | 478            | 380            | 506            |
| Food service workers                             | 986    | 195            | 234            | 172            | 255            | 130            | 2 872  | 162            | 1 264          | 731            | 485            | 229            |
| Health service workers                           | 157    | 23             | 78             | 55             | -              | -              | 1 753  | 208            | 685            | 471            | 287            | 102            |
| Personal service workers                         | 355    | 23             | 128            | 23             | 84             | 98             | 1 000  | 70             | 332            | 234            | 129            | 235            |
| Protective service workers                       | 554    | 69             | 148            | 107            | 96             | 134            | -      | -              | -              | -              | -              | -              |
| Private household workers                        | 60     | -              | 32             | -              | 28             | -              | 3 440  | -              | 588            | 914            | 1 146          | 792            |
| Farmers and farm managers                        | -      | -              | -              | -              | -              | -              | -      | -              | -              | -              | -              | -              |
| Farm laborers and foremen                        | 72     | -              | -              | 47             | -              | 25             | 23     | -              | -              | 23             | -              | -              |
| Not available                                    | -      | -              | -              | -              | -              | -              | -      | -              | -              | -              | -              | -              |

Table 6a. Age and Sex of Employed Persons: Negro

[Limited to person 16 to 64 years, not in school]

| Detailed Occupation Group                        | Male           |                |                |                |                |                | Female |                |                |                |                |                |
|--|----------------|----------------|----------------|----------------|----------------|----------------|--------|----------------|----------------|----------------|----------------|----------------|
|  | Total          | 16 to 21 years | 22 to 34 years | 35 to 44 years | 45 to 54 years | 55 to 64 years | Total  | 16 to 21 years | 22 to 34 years | 35 to 44 years | 45 to 54 years | 55 to 64 years |
|  | Total employed | 30 471         | 3 150          | 12 040         | 5 776          | 5 611          | 3 894  | 28 068         | 2 086          | 10 486         | 6 339          | 5 677          |
| Professional health workers                      | 47             | -              | 23             | -              | 23             | -              | 573    | 46             | 210            | 164            | 76             | 76             |
| Social and recreational workers                  | -              | -              | -              | -              | -              | -              | 49     | -              | 23             | -              | -              | 25             |
| Religious workers                                | 47             | -              | -              | 47             | -              | -              | 72     | -              | 23             | 23             | 25             | -              |
| Other professional workers                       | 673            | 69             | 272            | 199            | 54             | 79             | 1 385  | 93             | 609            | 329            | 228            | 127            |
| Managers and administrators                      | 1 043          | 47             | 426            | 134            | 253            | 184            | 378    | -              | 135            | 141            | 101            | -              |
| Salaried, retail trade                           | 284            | -              | 212            | 23             | 23             | 25             | 161    | -              | 65             | 71             | 25             | -              |
| Salaried, other                                  | 446            | 23             | 182            | 63             | 101            | 76             | 193    | -              | 70             | 47             | 76             | -              |
| Self-employed, retail trade                      | 150            | 23             | -              | 23             | 75             | 28             | 24     | -              | -              | 24             | -              | -              |
| Self-employed, other                             | 163            | -              | 32             | 24             | 54             | 54             | -      | -              | -              | -              | -              | -              |
| Sales workers, retail trade                      | 261            | -              | 23             | 117            | 70             | 50             | 477    | 46             | 257            | 47             | 101            | 25             |
| Sales workers, other                             | 370            | 23             | 242            | 55             | 25             | 25             | 96     | -              | -              | 70             | 25             | -              |
| Postal clerks and mail carriers                  | 499            | 23             | 327            | 47             | 102            | -              | 513    | 23             | 442            | 23             | 25             | -              |
| Shipping and receiving clerks                    | 812            | 47             | 383            | 70             | 230            | 82             | 117    | -              | 94             | 24             | -              | -              |
| Stock clerks and storekeepers                    | 410            | 93             | 220            | -              | 77             | 20             | 167    | 23             | 46             | 47             | 51             | -              |
| Other clerical workers                           | 1 004          | 140            | 516            | 94             | 101            | 153            | 4 112  | 812            | 2 304          | 539            | 329            | 127            |
| Automobile mechanics and body repairmen          | 637            | 88             | 288            | 110            | 101            | 51             | -      | -              | -              | -              | -              | -              |
| Machinists                                       | 72             | -              | 23             | 23             | 25             | -              | 25     | -              | -              | -              | 25             | -              |
| Mechanics and repairmen, except auto             | 437            | 46             | 78             | 135            | 101            | 77             | 23     | -              | 23             | -              | -              | -              |
| Metal craftsmen, except mechanics and machinists | 109            | 23             | 32             | -              | 54             | -              | -      | -              | -              | -              | -              | -              |
| Carpenters                                       | 272            | -              | 70             | 78             | 98             | 25             | -      | -              | -              | -              | -              | -              |
| Construction craftsmen, except carpenters        | 1 883          | 116            | 772            | 505            | 310            | 181            | 46     | -              | 46             | -              | -              | -              |
| Other craftsmen                                  | 1 206          | 46             | 405            | 274            | 377            | 104            | 405    | 46             | 163            | 94             | 76             | 25             |
| Operatives, durable goods manufacturing          | 2 097          | 324            | 1 139          | 286            | 193            | 156            | 662    | 93             | 281            | 187            | 76             | 25             |
| Operatives, nondurable goods manufacturing       | 1 623          | 339            | 922            | 203            | 77             | 82             | 1 662  | 69             | 907            | 305            | 279            | 101            |
| Operatives, nonmanufacturing                     | 2 532          | 302            | 915            | 385            | 545            | 386            | 2 520  | 185            | 769            | 679            | 609            | 279            |
| Taxicab drivers and chauffeurs                   | 277            | -              | 23             | 23             | 180            | 51             | -      | -              | -              | -              | -              | -              |
| Bus drivers and truck drivers                    | 2 500          | 139            | 1 141          | 563            | 401            | 256            | 49     | -              | -              | 23             | -              | 25             |
| Deliverymen and routemen                         | 982            | 162            | 353            | 282            | 128            | 57             | -      | -              | -              | -              | -              | -              |
| Parking attendants                               | 94             | 47             | 47             | -              | -              | -              | -      | -              | -              | -              | -              | -              |
| Other transport equipment operatives             | 533            | 46             | 313            | 23             | 121            | 29             | -      | -              | -              | -              | -              | -              |
| Construction laborers                            | 1 716          | 116            | 597            | 360            | 389            | 254            | -      | -              | -              | -              | -              | -              |
| Other laborers, except farm                      | 3 784          | 255            | 1 099          | 1 017          | 717            | 697            | 375    | -              | 229            | 70             | 76             | -              |
| Cleaning service workers                         | 2 431          | 325            | 791            | 392            | 449            | 475            | 2 696  | 185            | 697            | 548            | 633            | 633            |
| Food service workers                             | 1 019          | 195            | 243            | 172            | 225            | 184            | 3 061  | 162            | 1 262          | 774            | 584            | 279            |
| Health service workers                           | 157            | 23             | 78             | 55             | -              | -              | 1 711  | 208            | 654            | 469            | 228            | 152            |
| Personal service workers                         | 384            | 23             | 102            | 23             | 108            | 128            | 1 105  | 70             | 397            | 258            | 203            | 178            |
| Protective service workers                       | 397            | 92             | 148            | 55             | 49             | 54             | 23     | -              | -              | 23             | -              | -              |
| Private household workers                        | 86             | -              | 32             | -              | 28             | 28             | 5 741  | 23             | 914            | 1 477          | 1 926          | 1 401          |
| Farmers and farm managers                        | -              | -              | -              | -              | -              | -              | -      | -              | -              | -              | -              | -              |
| Farm laborers and foremen                        | 72             | -              | -              | 47             | -              | 25             | 23     | -              | -              | 23             | -              | -              |
| Not available                                    | -              | -              | -              | -              | -              | -              | -      | -              | -              | -              | -              | -              |
| Total employed on full-time schedules            | 28 059         | 2 709          | 11 196         | 5 420          | 5 231          | 3 503          | 23 251 | 1 946          | 9 228          | 5 378          | 4 182          | 2 517          |
| Professional health workers                      | 47             | -              | 23             | -              | 23             | -              | 550    | 46             | 187            | 164            | 76             | 76             |
| Social and recreational workers                  | -              | -              | -              | -              | -              | -              | 49     | -              | 23             | -              | -              | 25             |
| Religious workers                                | 47             | -              | -              | 47             | -              | -              | 49     | -              | 23             | -              | 25             | -              |
| Other professional workers                       | 572            | 46             | 194            | 199            | 54             | 79             | 1 339  | 70             | 585            | 329            | 228            | 127            |
| Managers and administrators                      | 893            | 47             | 371            | 87             | 230            | 158            | 331    | -              | 112            | 118            | 101            | -              |
| Salaried, retail trade                           | 236            | -              | 212            | -              | 23             | -              | 161    | -              | 65             | 71             | 25             | -              |
| Salaried, other                                  | 422            | 23             | 159            | 63             | 101            | 76             | 146    | -              | 46             | 24             | 76             | -              |
| Self-employed, retail trade                      | 127            | 23             | -              | 23             | 52             | 28             | 24     | -              | -              | 24             | -              | -              |
| Self-employed, other                             | 108            | -              | -              | -              | 54             | 54             | -      | -              | -              | -              | -              | -              |
| Sales workers, retail trade                      | 261            | -              | 23             | 117            | 70             | 50             | 379    | 46             | 233            | 23             | 76             | -              |
| Sales workers, other                             | 292            | 23             | 195            | 24             | 25             | 25             | 96     | -              | -              | 70             | 25             | -              |
| Postal clerks and mail carriers                  | 499            | 23             | 327            | 47             | 102            | -              | 513    | 23             | 442            | 23             | 25             | -              |
| Shipping and receiving clerks                    | 812            | 47             | 383            | 70             | 230            | 82             | 117    | -              | 94             | 24             | -              | -              |
| Stock clerks and storekeepers                    | 387            | 69             | 220            | -              | 77             | 20             | 167    | 23             | 46             | 47             | 51             | -              |
| Other clerical workers                           | 972            | 140            | 484            | 94             | 101            | 153            | 3 972  | 765            | 2 211          | 539            | 329            | 127            |
| Automobile mechanics and body repairmen          | 614            | 88             | 288            | 87             | 101            | 51             | -      | -              | -              | -              | -              | -              |
| Machinists                                       | 72             | -              | 23             | 23             | 25             | -              | 25     | -              | -              | -              | 25             | -              |
| Mechanics and repairmen, except auto             | 413            | 46             | 78             | 135            | 101            | 54             | 23     | -              | 23             | -              | -              | -              |
| Metal craftsmen, except mechanics and machinists | 109            | 23             | 32             | -              | 54             | -              | -      | -              | -              | -              | -              | -              |
| Carpenters                                       | 225            | -              | 47             | 78             | 74             | 25             | -      | -              | -              | -              | -              | -              |
| Construction craftsmen, except carpenters        | 1 583          | 93             | 639            | 473            | 281            | 96             | 46     | -              | 46             | -              | -              | -              |
| Other craftsmen                                  | 1 206          | 46             | 405            | 274            | 377            | 104            | 381    | 46             | 163            | 70             | 76             | 25             |
| Operatives, durable goods manufacturing          | 1 907          | 278            | 1 045          | 260            | 168            | 156            | 662    | 93             | 281            | 187            | 76             | 25             |
| Operatives, nondurable goods manufacturing       | 1 600          | 339            | 898            | 203            | 77             | 82             | 1 520  | 69             | 813            | 282            | 254            | 101            |
| Operatives, nonmanufacturing                     | 2 290          | 162            | 883            | 353            | 505            | 386            | 2 249  | 185            | 722            | 632            | 532            | 178            |
| Taxicab drivers and chauffeurs                   | 249            | -              | 23             | 23             | 151            | 51             | -      | -              | -              | -              | -              | -              |
| Bus drivers and truck drivers                    | 2 380          | 139            | 1 071          | 563            | 401            | 206            | 49     | -              | -              | 23             | -              | 25             |
| Deliverymen and routemen                         | 880            | 162            | 330            | 227            | 104            | 57             | -      | -              | -              | -              | -              | -              |
| Parking attendants                               | 94             | 47             | 47             | -              | -              | -              | -      | -              | -              | -              | -              | -              |
| Other transport equipment operatives             | 533            | 46             | 313            | 23             | 121            | 29             | -      | -              | -              | -              | -              | -              |
| Construction laborers                            | 1 508          | 93             | 487            | 337            | 337            | 254            | -      | -              | -              | -              | -              | -              |
| Other laborers, except farm                      | 3 511          | 209            | 1 005          | 985            | 660            | 651            | 350    | -              | 229            | 70             | 51             | -              |
| Cleaning service workers                         | 2 256          | 255            | 791            | 336            | 423            | 449            | 1 900  | 139            | 398            | 478            | 380            | 506            |
| Food service workers                             | 910            | 172            | 211            | 172            | 225            | 130            | 2 697  | 162            | 1 169          | 680            | 457            | 229            |
| Health service workers                           | 157            | 23             | 78             | 55             | -              | -              | 1 542  | 208            | 584            | 445            | 202            | 102            |
| Personal service workers                         | 276            | 23             | 102            | 23             | 54             | 74             | 863    | 70             | 281            | 234            | 101            | 178            |
| Protective service workers                       | 374            | 69             | 148            | 55             | 49             | 54             | -      | -              | -              | -              | -              | -              |
| Private household workers                        | 60             | -              | 32             | -              | 28             | -              | 3 358  | -              | 562            | 914            | 1 090          | 792            |
| Farmers and farm managers                        | -              | -              | -              | -              | -              | -              | -      | -              | -              | -              | -              | -              |
| Farm laborers and foremen                        | 72             | -              | -              | 47             | -              | 25             | 23     | -              | -              | 23             | -              | -              |
| Not available                                    | -              | -              | -              | -              | -              | -              | -      | -              | -              | -              | -              | -              |

Table 7. Weekly Earnings of Full-Time Wage and Salary Workers, by Age and Sex, Family Status, Educational Attainment, and Family Size: All Races

| Age and Sex<br>Family Status<br>Educational Attainment<br>Family Size | Total full-time wage and salary workers | Weekly earnings |              |              |              |                |                |                |                |                |               |                            | Median weekly earnings (dollars) |
|---|---|-----------------|--------------|--------------|--------------|----------------|----------------|----------------|----------------|----------------|---------------|----------------------------|----------------------------------|
|   |   | Less than \$50  | \$50 to \$64 | \$65 to \$79 | \$80 to \$99 | \$100 to \$124 | \$125 to \$149 | \$150 to \$174 | \$175 to \$199 | \$200 to \$299 | \$300 or more | Not available <sup>1</sup> |                                  |
| <b>AGE AND SEX</b>  |   |                 |              |              |              |                |                |                |                |                |               |                            |                                  |
| Total, 16 years and over  | 52 085                                  | 3 353           | 5 671        | 6 758        | 10 237       | 9 514          | 5 503          | 2 759          | 1 234          | 1 357          | 385           | 5 314                      | 95                               |
| Male, total   | 29 436                                  | 1 158           | 1 362        | 2 667        | 5 662        | 7 011          | 4 018          | 2 150          | 948            | 1 140          | 285           | 3 036                      | 109                              |
| 16 to 21 years, total   | 3 563                                   | 162             | 464          | 529          | 1 040        | 534            | 302            | 138            | 93             | -              | -             | 301                        | 90                               |
| 16 to 21 years, not in school   | 2 663                                   | 116             | 301          | 366          | 905          | 395            | 255            | 69             | 47             | -              | -             | 209                        | 90                               |
| 22 to 34 years, total   | 10 901                                  | 289             | 224          | 675          | 1 761        | 3 203          | 1 706          | 1 116          | 463            | 434            | 152           | 877                        | 117                              |
| 22 to 34 years, veteran of Vietnam                                    | 1 793                                   | 32              | 47           | 23           | 195          | 532            | 338            | 295            | 78             | 125            | 30            | 99                         | 128                              |
| 25 to 34 years  | 8 344                                   | 247             | 154          | 469          | 1 399        | 2 429          | 1 196          | 1 005          | 394            | 323            | 106           | 622                        | 117                              |
| 35 to 44 years  | 5 341                                   | 223             | 217          | 360          | 859          | 1 255          | 878            | 406            | 180            | 335            | 79            | 549                        | 115                              |
| 45 to 54 years  | 5 445                                   | 262             | 70           | 639          | 957          | 1 253          | 777            | 301            | 132            | 264            | 29            | 762                        | 109                              |
| 55 to 64 years  | 3 556                                   | 155             | 282          | 363          | 942          | 717            | 310            | 188            | 79             | 107            | -             | 413                        | 97                               |
| 65 years and over   | 628                                     | 67              | 106          | 100          | 102          | 48             | 46             | -              | -              | -              | 25            | 134                        | 78                               |
| 40 to 64 years  | 11 639                                  | 545             | 380          | 1 167        | 2 330        | 2 588          | 1 500          | 745            | 284            | 532            | 29            | 1 541                      | 107                              |
| Female, total   | 22 649                                  | 2 195           | 4 309        | 4 091        | 4 575        | 2 504          | 1 485          | 608            | 286            | 217            | 101           | 2 279                      | 79                               |
| 16 to 21 years, total   | 2 436                                   | 185             | 511          | 440          | 742          | 139            | 139            | 23             | 23             | 23             | -             | 209                        | 79                               |
| 16 to 21 years, not in school   | 1 761                                   | 93              | 278          | 301          | 603          | 116            | 116            | 23             | 23             | 23             | -             | 186                        | 84                               |
| 22 to 34 years, total   | 8 559                                   | 415             | 1 238        | 1 752        | 1 918        | 1 199          | 820            | 282            | 165            | 70             | 47            | 653                        | 86                               |
| 22 to 34 years  | 5 727                                   | 257             | 825          | 1 220        | 1 320        | 879            | 427            | 166            | 96             | 47             | 47            | 444                        | 85                               |
| 35 to 44 years  | 4 786                                   | 638             | 802          | 977          | 711          | 614            | 286            | 94             | 47             | 70             | -             | 547                        | 76                               |
| 45 to 54 years  | 4 162                                   | 541             | 1 126        | 538          | 790          | 420            | 53             | 25             | 50             | 54             | 54            | 509                        | 70                               |
| 55 to 64 years  | 2 226                                   | 314             | 510          | 320          | 371          | 111            | 161            | 183            | -              | -              | -             | 257                        | 73                               |
| 65 years and over   | 481                                     | 101             | 122          | 65           | 45           | 20             | 24             | -              | -              | -              | -             | 105                        | 62                               |
| 40 to 64 years  | 8 572                                   | 1 188           | 2 061        | 1 315        | 1 564        | 766            | 311            | 256            | 50             | 77             | 54            | 930                        | 72                               |
| <b>FAMILY STATUS<sup>2</sup></b>                                      |   |                 |              |              |              |                |                |                |                |                |               |                            |                                  |
| Male, total   | 27 614                                  | 1 045           | 1 070        | 2 376        | 5 360        | 6 804          | 3 810          | 2 081          | 902            | 1 098          | 259           | 2 809                      | 110                              |
| Family head   | 17 689                                  | 460             | 513          | 1 350        | 3 302        | 4 316          | 2 628          | 1 657          | 552            | 883            | 166           | 1 861                      | 114                              |
| Family member   | 4 855                                   | 208             | 356          | 470          | 1 069        | 1 266          | 465            | 282            | 112            | 53             | -             | 574                        | 101                              |
| Unrelated individual  | 5 070                                   | 377             | 201          | 556          | 988          | 1 223          | 716            | 143            | 238            | 162            | 93            | 373                        | 105                              |
| Female, total   | 21 192                                  | 2 001           | 3 954        | 3 795        | 4 345        | 2 414          | 1 391          | 585            | 286            | 217            | 101           | 2 105                      | 80                               |
| Family head   | 6 116                                   | 635             | 1 165        | 1 194        | 1 076        | 717            | 361            | 268            | 95             | 70             | 52            | 484                        | 78                               |
| No children under 18 years  | 1 325                                   | 177             | 301          | 126          | 226          | 141            | 49             | 54             | 48             | -              | 29            | 176                        | 80                               |
| Children 6 to 17 years only   | 2 447                                   | 144             | 418          | 522          | 450          | 291            | 173            | 143            | 47             | 47             | -             | 213                        | 81                               |
| Children under 6 years  | 2 344                                   | 314             | 446          | 546          | 401          | 285            | 140            | 71             | -              | 23             | 23            | 95                         | 75                               |
| Wife of head  | 7 742                                   | 686             | 1 428        | 1 369        | 1 744        | 954            | 404            | 117            | 94             | 124            | -             | 821                        | 80                               |
| No children under 18 years  | 3 188                                   | 348             | 594          | 470          | 588          | 503            | 218            | 47             | -              | 29             | -             | 391                        | 80                               |
| Children 6 to 17 years only   | 2 010                                   | 222             | 342          | 309          | 447          | 215            | 93             | 47             | 25             | 47             | -             | 263                        | 80                               |
| Children under 6 years  | 2 544                                   | 117             | 493          | 589          | 710          | 235            | 93             | 23             | 69             | 49             | -             | 167                        | 80                               |
| Other family member   | 4 343                                   | 379             | 594          | 757          | 1 155        | 430            | 305            | 103            | 47             | 23             | 23            | 527                        | 83                               |
| Unrelated individual  | 2 991                                   | 300             | 766          | 476          | 369          | 313            | 321            | 97             | 50             | -              | 25            | 272                        | 75                               |
| <b>EDUCATIONAL ATTAINMENT<sup>3</sup></b>                             |   |                 |              |              |              |                |                |                |                |                |               |                            |                                  |
| Male, total   | 27 614                                  | 1 045           | 1 070        | 2 376        | 5 360        | 6 804          | 3 810          | 2 081          | 902            | 1 098          | 259           | 2 809                      | 110                              |
| Elementary: 7 years or less   | 6 883                                   | 250             | 308          | 786          | 1 804        | 1 692          | 859            | 299            | 128            | 215            | -             | 543                        | 100                              |
| 8 years   | 1 805                                   | 49              | -            | 201          | 404          | 618            | 117            | 175            | 55             | 75             | 32            | 79                         | 108                              |
| High school: 1 to 3 years   | 8 660                                   | 380             | 367          | 814          | 1 711        | 2 207          | 1 349          | 423            | 200            | 158            | 30            | 1 021                      | 107                              |
| 4 years   | 7 547                                   | 173             | 372          | 500          | 1 279        | 1 725          | 1 282          | 695            | 290            | 393            | 72            | 765                        | 116                              |
| College: 1 year or more   | 2 719                                   | 192             | 23           | 75           | 160          | 563            | 203            | 488            | 229            | 257            | 126           | 401                        | 149                              |
| Female, total   | 21 192                                  | 2 001           | 3 954        | 3 795        | 4 345        | 2 414          | 1 391          | 585            | 286            | 217            | 101           | 2 105                      | 80                               |
| Elementary: 7 years or less   | 2 641                                   | 333             | 878          | 355          | 494          | 154            | 72             | 74             | 25             | -              | -             | 254                        | 65                               |
| 8 years   | 1 675                                   | 356             | 343          | 419          | 209          | 126            | 49             | -              | -              | -              | 23            | 149                        | 67                               |
| High school: 1 to 3 years   | 6 401                                   | 792             | 1 587        | 1 510        | 1 232        | 462            | 124            | 95             | -              | -              | -             | 598                        | 70                               |
| 4 years   | 7 714                                   | 375             | 1 071        | 1 180        | 1 933        | 1 242          | 643            | 171            | 186            | 46             | 25            | 843                        | 88                               |
| College: 1 year or more   | 2 761                                   | 145             | 74           | 331          | 476          | 430            | 503            | 245            | 75             | 171            | 52            | 260                        | 116                              |
| <b>FAMILY SIZE BY FAMILY HEAD<sup>3</sup></b>                         |   |                 |              |              |              |                |                |                |                |                |               |                            |                                  |
| Male head, total  | 12 013                                  | 337             | 293          | 719          | 2 265        | 2 897          | 1 872          | 1 382          | 403            | 645            | 68            | 1 132                      | 116                              |
| Males heading families with-  |   |                 |              |              |              |                |                |                |                |                |               |                            |                                  |
| 2 persons   | 248                                     | -               | 23           | 23           | 55           | 101            | -              | -              | 23             | -              | -             | 23                         | 103                              |
| 3 persons   | 3 272                                   | 122             | 78           | 215          | 501          | 767            | 482            | 358            | 72             | 214            | 44            | 420                        | 117                              |
| 4 persons   | 2 908                                   | 72              | 95           | 167          | 632          | 719            | 449            | 262            | 116            | 96             | -             | 301                        | 112                              |
| 5 persons   | 1 749                                   | 47              | 49           | 47           | 244          | 453            | 240            | 354            | 23             | 53             | 23            | 216                        | 121                              |
| 6 persons   | 1 609                                   | 74              | -            | 127          | 246          | 285            | 391            | 220            | 72             | 117            | -             | 77                         | 129                              |
| 7 persons or more   | 2 227                                   | 23              | 49           | 140          | 587          | 573            | 310            | 189            | 95             | 165            | -             | 95                         | 112                              |
| Female head, total  | 4 971                                   | 458             | 885          | 1 067        | 942          | 596            | 338            | 214            | 70             | 70             | 23            | 308                        | 79                               |
| Females heading families with-  |   |                 |              |              |              |                |                |                |                |                |               |                            |                                  |
| 2 persons   | 1 055                                   | 96              | 196          | 235          | 219          | 47             | 48             | 72             | 23             | 23             | -             | 94                         | 77                               |
| 3 persons   | 1 364                                   | 47              | 291          | 287          | 1 65         | 244            | 145            | 46             | 23             | 46             | 23            | 47                         | 84                               |
| 4 persons   | 1 039                                   | 122             | 119          | 193          | 272          | 47             | 98             | 23             | 23             | -              | -             | 142                        | 81                               |
| 5 persons   | 466                                     | 47              | 114          | 70           | 93           | 72             | 47             | 23             | -              | -              | -             | -                          | 81                               |
| 6 persons   | 328                                     | 23              | 49           | 119          | 70           | 67             | -              | -              | -              | -              | -             | -                          | 77                               |
| 7 persons or more   | 718                                     | 123             | 117          | 163          | 122          | 119            | -              | 49             | -              | -              | -             | 25                         | 75                               |

<sup>1</sup> Not used in computing median.

<sup>2</sup> Persons 16 to 64 years, not in school.

<sup>3</sup> Families with children under 18 years; family heads 16 to 64 years, not in school.

Table 7a. **Weekly Earnings of Full-Time Wage and Salary Workers, by Age and Sex, Family Status, Educational Attainment, and Family Size: Negro**

| Age and Sex<br>Family Status<br>Educational Attainment<br>Family Size | Total<br>full-time<br>wage and<br>salary<br>workers | Weekly earnings   |                 |                 |                 |                   |                   |                   |                   |                   |                  | Median<br>weekly<br>earnings<br>(dollars) |                               |
|---|---|-------------------|-----------------|-----------------|-----------------|-------------------|-------------------|-------------------|-------------------|-------------------|------------------|---|-------------------------------|
|   |   | Less than<br>\$50 | \$50 to<br>\$64 | \$65 to<br>\$79 | \$80 to<br>\$99 | \$100 to<br>\$124 | \$125 to<br>\$149 | \$150 to<br>\$174 | \$175 to<br>\$199 | \$200 to<br>\$299 | \$300<br>or more |   | Not<br>available <sup>1</sup> |
| <b>AGE AND SEX</b>  |   |                   |                 |                 |                 |                   |                   |                   |                   |                   |                  |   |                               |
| Total, 16 years and over .....  | 44 706  | 2 798             | 5 070           | 6 103           | 8 936           | 8 004             | 4 543             | 2 306             | 1 045             | 1 072             | 273              | 4 557                                     | 94                            |
| Male, total .....   | 24 734  | 811               | 1 071           | 2 338           | 5 063           | 5 954             | 3 323             | 1 803             | 785               | 884               | 201              | 2 503                                     | 108                           |
| 16 to 21 years, total .....   | 3 151   | 162               | 417             | 506             | 905             | 418               | 279               | 116               | 70                | -                 | -                | 278                                       | 88                            |
| 16 to 21 years, not in school .....                                   | 2 384   | 116               | 301             | 343             | 835             | 279               | 232               | 46                | 23                | -                 | -                | 209                                       | 88                            |
| 22 to 34 years, total .....   | 9 693   | 224               | 195             | 587             | 1 655           | 2 773             | 1 532             | 1 016             | 437               | 408               | 97               | 770                                       | 117                           |
| 22 to 34 years, veteran of Vietnam .....                              | 1 634   | 32                | 23              | 23              | 195             | 479               | 338               | 272               | 78                | 125               | -                | 69  | 128                           |
| 25 to 34 years .....  | 7 477   | 224               | 148             | 425             | 1 293           | 2 138             | 1 092             | 928               | 368               | 297               | 50               | 515                                       | 117                           |
| 36 to 44 years .....  | 4 395   | 174               | 110             | 360             | 753             | 1 012             | 689               | 323               | 125               | 300               | 79               | 472                                       | 115                           |
| 45 to 54 years .....  | 4 117   | 76                | 70              | 497             | 762             | 1 124             | 524               | 218               | 103               | 151               | -                | 592                                       | 109                           |
| 55 to 64 years .....  | 2 900   | 108               | 252             | 311             | 886             | 579               | 253               | 131               | 51                | 25                | -                | 304                                       | 95                            |
| 65 years and over .....   | 478   | 67                | 27              | 76              | 102             | 48                | 46                | -                 | -                 | -                 | 25               | 86  | 88                            |
| 40 to 64 years .....  | 9 166   | 288               | 322             | 974             | 1 998           | 2 212             | 1 114             | 546               | 200               | 302               | -                | 1 211                                     | 105                           |
| Female, total .....   | 19 972  | 1 988             | 3 999           | 3 765           | 3 873           | 2 049             | 1 220             | 502               | 260               | 189               | 72               | 2 054                                     | 77                            |
| 16 to 21 years, total .....   | 2 347   | 185               | 469             | 440             | 719             | 139               | 139               | -                 | 23                | 23                | -                | 209                                       | 79                            |
| 16 to 21 years, not in school .....                                   | 1 691   | 93                | 254             | 301             | 579             | 116               | 116               | -                 | 23                | 23                | -                | 186                                       | 84                            |
| 22 to 34 years, total .....   | 7 915   | 374               | 1 163           | 1 726           | 1 766           | 1 023             | 745               | 256               | 139               | 70                | 47               | 606                                       | 84                            |
| 25 to 34 years .....  | 5 241   | 257               | 773             | 1 194           | 1 190           | 750               | 374               | 141               | 70                | 47                | 47               | 398                                       | 83                            |
| 36 to 44 years .....  | 4 346   | 586               | 750             | 900             | 633             | 563               | 235               | 94                | 47                | 70                | -                | 469                                       | 76                            |
| 45 to 54 years .....  | 3 370   | 456               | 1 014           | 481             | 508             | 279               | 25                | 25                | 50                | 25                | 25               | 481                                       | 65                            |
| 55 to 64 years .....  | 1 629   | 285               | 481             | 177             | 228             | 25                | 76                | 127               | -                 | -                 | -                | 228                                       | 63                            |
| 65 years and over .....   | 364   | 101               | 122             | 41              | 20              | 20                | -                 | -                 | -                 | -                 | -                | 61  | 57                            |
| 40 to 64 years .....  | 7 002   | 1 023             | 1 894           | 1 090           | 1 088           | 539               | 172               | 199               | 50                | 49                | 25               | 873                                       | 68                            |
| <b>FAMILY STATUS<sup>2</sup></b>                                      |   |                   |                 |                 |                 |                   |                   |                   |                   |                   |                  |   |                               |
| Male, total .....   | 23 244  | 697               | 927             | 2 071           | 4 826           | 5 748             | 3 138             | 1 734             | 739               | 842               | 175              | 2 347                                     | 109                           |
| Family head .....   | 14 802  | 386               | 459             | 1 110           | 2 844           | 3 648             | 2 150             | 1 362             | 475               | 693               | 112              | 1 564                                     | 113                           |
| Family member .....   | 4 364   | 179               | 356             | 447             | 1 023           | 1 092             | 437               | 259               | 86                | 23                | -                | 463                                       | 99                            |
| Unrelated individual .....  | 4 078   | 133               | 112             | 514             | 959             | 1 009             | 551               | 113               | 178               | 126               | 63               | 320                                       | 104                           |
| Female, total .....   | 18 673  | 1 794             | 3 662           | 3 493           | 3 667           | 1 983             | 1 150             | 479               | 260               | 189               | 72               | 1 924                                     | 78                            |
| Family head .....   | 5 574   | 606               | 1 088           | 1 114           | 909             | 666               | 307               | 240               | 95                | 70                | 23               | 455                                       | 77                            |
| No children under 18 years .....                                      | 1 155   | 149               | 301             | 98              | 197             | 141               | 49                | 25                | 48                | -                 | -                | 147                                       | 77                            |
| Children 6 to 17 years only .....                                     | 2 176   | 144               | 390             | 496             | 312             | 265               | 119               | 143               | 47                | 47                | -                | 213                                       | 79                            |
| Children under 6 years .....  | 2 244   | 314               | 397             | 520             | 401             | 259               | 140               | 71                | -                 | 23                | 23               | 95  | 75                            |
| Wife of head .....  | 6 670   | 604               | 1 323           | 1 258           | 1 394           | 706               | 352               | 94                | 94                | 96                | -                | 749                                       | 78                            |
| No children under 18 years .....                                      | 2 613   | 291               | 565             | 385             | 502             | 309               | 166               | 24                | -                 | -                 | -                | 371                                       | 76                            |
| Children 6 to 17 years only .....                                     | 1 738   | 196               | 314             | 309             | 308             | 187               | 93                | 47                | 25                | 47                | -                | 212                                       | 77                            |
| Children under 6 years .....  | 2 318   | 117               | 444             | 564             | 584             | 210               | 93                | 23                | 69                | 49                | -                | 167                                       | 79                            |
| Other family member .....   | 4 011   | 356               | 539             | 757             | 1 103           | 381               | 256               | 49                | 47                | 23                | 23               | 475                                       | 83                            |
| Unrelated individual .....  | 2 419   | 227               | 712             | 364             | 260             | 230               | 235               | 97                | 24                | -                 | 25               | 244                                       | 71                            |
| <b>EDUCATIONAL ATTAINMENT<sup>2</sup></b>                             |   |                   |                 |                 |                 |                   |                   |                   |                   |                   |                  |   |                               |
| Male, total .....   | 23 244  | 697               | 927             | 2 071           | 4 826           | 5 748             | 3 138             | 1 734             | 739               | 842               | 175              | 2 347                                     | 109                           |
| Elementary: 7 years or less .....                                     | 5 670   | 174               | 246             | 686             | 1 528           | 1 461             | 636               | 194               | 102               | 157               | -                | 486                                       | 99                            |
| 8 years .....   | 1 489   | -                 | -               | 178             | 321             | 514               | 117               | 175               | 55                | 47                | 32               | 50  | 111                           |
| High school: 1 to 3 years .....                                       | 7 310   | 306               | 339             | 684             | 1 616           | 1 824             | 1 088             | 346               | 171               | 102               | -                | 834                                       | 105                           |
| 4 years .....   | 6 919   | 143               | 319             | 472             | 1 226           | 1 625             | 1 196             | 643               | 260               | 338               | 46               | 653                                       | 116                           |
| College: 1 year or more .....   | 1 856   | 74                | 23              | 51              | 135             | 324               | 101               | 376               | 150               | 199               | 97               | 324                                       | 156                           |
| Female, total .....   | 18 673  | 1 794             | 3 662           | 3 493           | 3 667           | 1 983             | 1 150             | 479               | 260               | 189               | 72               | 1 924                                     | 78                            |
| Elementary: 7 years or less .....                                     | 2 146   | 305               | 773             | 244             | 328             | 98                | 72                | 74                | 25                | -                 | -                | 228                                       | 63                            |
| 8 years .....   | 1 375   | 300               | 343             | 393             | 96              | 72                | 49                | -                 | -                 | -                 | 23               | 98  | 65                            |
| High school: 1 to 3 years .....                                       | 5 787   | 737               | 1 459           | 1 425           | 1 018           | 380               | 96                | 95                | -                 | -                 | -                | 577                                       | 70                            |
| 4 years .....   | 7 004   | 333               | 1 014           | 1 126           | 1 775           | 1 058             | 537               | 143               | 186               | 46                | 25               | 761                                       | 87                            |
| College: 1 year or more .....   | 2 362   | 119               | 74              | 305             | 450             | 375               | 397               | 167               | 49                | 142               | 23               | 260                                       | 109                           |
| <b>FAMILY SIZE BY FAMILY HEAD<sup>3</sup></b>                         |   |                   |                 |                 |                 |                   |                   |                   |                   |                   |                  |   |                               |
| Male head, total .....  | 10 371  | 263               | 268             | 642             | 1 978           | 2 470             | 1 564             | 1 173             | 377               | 592               | 42               | 1 004                                     | 116                           |
| Males heading families with--   |   |                   |                 |                 |                 |                   |                   |                   |                   |                   |                  |   |                               |
| 2 persons .....   | 2 248   | -                 | 23              | 23              | 55              | 101               | -                 | -                 | 23                | -                 | -                | 23  | 103                           |
| 3 persons .....   | 2 658   | 70                | 78              | 189             | 450             | 566               | 379               | 305               | 72                | 188               | 19               | 343                                       | 117                           |
| 4 persons .....   | 2 603   | 49                | 95              | 167             | 578             | 618               | 398               | 210               | 116               | 96                | -                | 276                                       | 112                           |
| 5 persons .....   | 1 418   | 47                | 49              | 23              | 142             | 404               | 162               | 328               | 23                | 25                | 23               | 191                                       | 122                           |
| 6 persons .....   | 1 370   | 74                | -               | 99              | 193             | 259               | 339               | 140               | 72                | 117               | -                | 77  | 128                           |
| 7 persons or more .....   | 2 073   | 23                | 23              | 140             | 561             | 522               | 285               | 189               | 70                | 165               | -                | 95  | 112                           |
| Female head, total .....  | 4 575   | 458               | 808             | 1 016           | 779             | 545               | 284               | 214               | 70                | 70                | 23               | 308                                       | 78                            |
| Females heading families with--                                       |   |                   |                 |                 |                 |                   |                   |                   |                   |                   |                  |   |                               |
| 2 persons .....   | 977   | 96                | 196             | 235             | 141             | 47                | 48                | 72                | 23                | 23                | -                | 94  | 75                            |
| 3 persons .....   | 1 178   | 47                | 237             | 262             | 136             | 193               | 117               | 46                | 23                | 46                | 23               | 47  | 83                            |
| 4 persons .....   | 908   | 122               | 96              | 167             | 216             | 47                | 72                | 23                | 23                | -                 | -                | 142                                       | 80                            |
| 5 persons .....   | 466   | 47                | 114             | 70              | 93              | 72                | 47                | 23                | -                 | -                 | -                | -   | 81                            |
| 6 persons .....   | 328   | 23                | 49              | 119             | 70              | 67                | -                 | -                 | -                 | -                 | -                | -   | 77                            |
| 7 persons or more .....   | 718   | 123               | 117             | 163             | 122             | 119               | -                 | 49                | -                 | -                 | -                | 25  | 75                            |

<sup>1</sup> Not used in computing median.

<sup>2</sup> Persons 16 to 64 years, not in school.

<sup>3</sup> Families with children under 18 years; family heads 16 to 64 years, not in school.

**Table 8. Weekly Earnings of Full-Time Wage and Salary Workers, by Major Occupation and Industry Groups and Hours of Work: All Races**

[Limited to persons 16 to 64 years, not in school]

| Major Occupation Group<br>Major Industry Group<br>Hours of Work | Total full-time wage and salary workers | Weekly earnings |              |              |              |                |                |                |                |                |               | Median weekly earnings (dollars) |                            |
|---|---|-----------------|--------------|--------------|--------------|----------------|----------------|----------------|----------------|----------------|---------------|----------------------------------|----------------------------|
|   |   | Less than \$50  | \$50 to \$64 | \$65 to \$79 | \$80 to \$99 | \$100 to \$124 | \$125 to \$149 | \$150 to \$174 | \$175 to \$199 | \$200 to \$299 | \$300 or more |                                  | Not available <sup>1</sup> |
| <b>MAJOR OCCUPATION GROUP</b>                                   |   |                 |              |              |              |                |                |                |                |                |               |                                  |                            |
| Total employed .....  | 48 806                                  | 3 045           | 5 024        | 6 171        | 9 704        | 9 218          | 5 201          | 2 666          | 1 187          | 1 315          | 360           | 4 913                            | 96                         |
| Professional and technical .....                                | 2 205                                   | 119             | 52           | 23           | 339          | 338            | 259            | 232            | 75             | 299            | 23            | 446                              | 128                        |
| Managerial and administrative .....                             | 1 006                                   | 49              | 47           | 119          | 44           | 188            | 163            | 98             | 23             | 87             | 44            | 145                              | 126                        |
| Sales .....   | 1 293                                   | 96              | 23           | 219          | 206          | 201            | 94             | 103            | 76             | 23             | -             | 251                              | 98                         |
| Clerical .....  | 7 554                                   | 240             | 437          | 774          | 1 607        | 1 512          | 1 056          | 595            | 259            | 215            | 75            | 785                              | 106                        |
| Craftsmen and foremen .....                                     | 5 093                                   | 233             | 173          | 315          | 735          | 1 344          | 809            | 450            | 179            | 394            | 83            | 376                              | 117                        |
| Operatives, except transportation .....                         | 9 731                                   | 370             | 1 477        | 1 688        | 2 227        | 1 659          | 896            | 381            | 262            | 98             | 24            | 650                              | 89                         |
| Transport equipment operatives .....                            | 4 257                                   | 103             | 126          | 341          | 937          | 905            | 765            | 276            | 76             | 58             | 58            | 525                              | 111                        |
| Laborers, except farm .....                                     | 4 773                                   | 125             | 301          | 491          | 1 251        | 1 452          | 470            | 254            | -              | 52             | 30            | 347                              | 101                        |
| Service workers, except private household .....                 | 10 264                                  | 840             | 1 476        | 1 892        | 2 210        | 1 596          | 666            | 276            | 142            | 72             | -             | 1 095                            | 84                         |
| Private household workers .....                                 | 2 581                                   | 870             | 912          | 310          | 125          | 23             | 23             | -              | -              | -              | 23            | 294                              | 54                         |
| Farmers and farm managers .....                                 | -                                       | -               | -            | -            | -            | -              | -              | -              | -              | -              | -             | -                                | 0                          |
| Farm laborers and foremen .....                                 | 49                                      | -               | -            | -            | 23           | -              | -              | -              | 25             | -              | -             | -                                | 176                        |
| Not available .....   | -                                       | -               | -            | -            | -            | -              | -              | -              | -              | -              | -             | -                                | 0                          |
| Male, total .....   | 27 614                                  | 1 045           | 1 070        | 2 376        | 5 360        | 6 804          | 3 810          | 2 081          | 902            | 1 098          | 259           | 2 809                            | 110                        |
| Professional and technical .....                                | 733                                     | 70              | -            | -            | -            | 127            | 69             | 108            | -              | 175            | -             | 184                              | 155                        |
| Managerial and administrative .....                             | 715                                     | 49              | 23           | 25           | -            | 134            | 163            | 70             | 23             | 87             | 19            | 122                              | 139                        |
| Sales .....   | 731                                     | 47              | -            | 77           | 79           | 126            | 70             | 78             | 53             | 23             | -             | 177                              | 115                        |
| Clerical .....  | 2 616                                   | 49              | 142          | 153          | 393          | 621            | 311            | 383            | 143            | 122            | 47            | 253                              | 118                        |
| Craftsmen and foremen .....                                     | 4 550                                   | 181             | 150          | 220          | 541          | 1 239          | 786            | 450            | 179            | 394            | 83            | 325                              | 121                        |
| Operatives, except transportation .....                         | 5 337                                   | 200             | 217          | 518          | 1 153        | 1 327          | 795            | 358            | 239            | 98             | 24            | 409                              | 108                        |
| Transport equipment operatives .....                            | 4 208                                   | 103             | 126          | 341          | 937          | 881            | 765            | 251            | 145            | 76             | 58            | 525                              | 111                        |
| Laborers, except farm .....                                     | 4 540                                   | 125             | 234          | 421          | 1 202        | 1 429          | 446            | 254            | -              | 52             | 30            | 347                              | 102                        |
| Service workers, except private household .....                 | 4 099                                   | 220             | 147          | 620          | 1 054        | 921            | 404            | 130            | 94             | 72             | -             | 439                              | 96                         |
| Private household workers .....                                 | 60                                      | -               | 32           | -            | -            | -              | -              | -              | -              | -              | -             | 28                               | 57                         |
| Farmers and farm managers .....                                 | -                                       | -               | -            | -            | -            | -              | -              | -              | -              | -              | -             | -                                | 0                          |
| Farm laborers and foremen .....                                 | 25                                      | -               | -            | -            | -            | -              | -              | -              | 25             | -              | -             | -                                | 187                        |
| Not available .....   | -                                       | -               | -            | -            | -            | -              | -              | -              | -              | -              | -             | -                                | 0                          |
| Female, total .....   | 21 192                                  | 2 001           | 3 954        | 3 795        | 4 345        | 2 414          | 1 391          | 585            | 286            | 217            | 101           | 2 105                            | 80                         |
| Professional and technical .....                                | 1 473                                   | 49              | 52           | 23           | 339          | 212            | 189            | 124            | 75             | 124            | 23            | 262                              | 118                        |
| Managerial and administrative .....                             | 292                                     | -               | 24           | 93           | 44           | 54             | -              | 28             | -              | -              | 25            | 24                               | 88                         |
| Sales .....   | 562                                     | 49              | 23           | 142          | 127          | 75             | 23             | 25             | 23             | -              | -             | 74                               | 85                         |
| Clerical .....  | 4 938                                   | 191             | 295          | 620          | 1 214        | 891            | 745            | 212            | 116            | 93             | 29            | 533                              | 99                         |
| Craftsmen and foremen .....                                     | 543                                     | 52              | 23           | 95           | 194          | 104            | 23             | -              | -              | -              | -             | 51                               | 89                         |
| Operatives, except transportation .....                         | 4 394                                   | 169             | 1 260        | 1 170        | 1 074        | 333            | 101            | 23             | 23             | -              | -             | 241                              | 73                         |
| Transport equipment operatives .....                            | 49                                      | -               | -            | -            | -            | 23             | -              | 25             | -              | -              | -             | -                                | 151                        |
| Laborers, except farm .....                                     | 233                                     | -               | 68           | 70           | 48           | 23             | 23             | -              | -              | -              | -             | -                                | 75                         |
| Service workers, except private household .....                 | 6 166                                   | 620             | 1 329        | 1 272        | 1 156        | 675            | 263            | 146            | 49             | -              | -             | 656                              | 75                         |
| Private household workers .....                                 | 2 521                                   | 870             | 880          | 310          | 125          | 23             | 23             | -              | -              | -              | 23            | 265                              | 54                         |
| Farmers and farm managers .....                                 | -                                       | -               | -            | -            | -            | -              | -              | -              | -              | -              | -             | -                                | 0                          |
| Farm laborers and foremen .....                                 | 23                                      | -               | -            | -            | 23           | -              | -              | -              | -              | -              | -             | -                                | 90                         |
| Not available .....   | -                                       | -               | -            | -            | -            | -              | -              | -              | -              | -              | -             | -                                | 0                          |
| <b>MAJOR INDUSTRY GROUP</b>                                     |   |                 |              |              |              |                |                |                |                |                |               |                                  |                            |
| Male, total .....   | 27 614                                  | 1 045           | 1 070        | 2 376        | 5 360        | 6 804          | 3 810          | 2 081          | 902            | 1 098          | 259           | 2 809                            | 110                        |
| <b>Private Wage and Salary Worker</b>                           |   |                 |              |              |              |                |                |                |                |                |               |                                  |                            |
| Agriculture, forestry, and fisheries .....                      | 110                                     | -               | -            | -            | 55           | 23             | -              | -              | -              | -              | -             | 32                               | 94                         |
| Mining .....  | 23                                      | -               | -            | -            | -            | -              | -              | -              | -              | -              | -             | 23                               | 0                          |
| Construction .....  | 2 637                                   | 142             | 95           | 257          | 298          | 774            | 333            | 83             | 52             | 235            | 23            | 343                              | 111                        |
| Durable goods manufacturing .....                               | 3 508                                   | 78              | 150          | 264          | 518          | 855            | 511            | 391            | 216            | 211            | 55            | 259                              | 119                        |
| Nondurable goods manufacturing .....                            | 3 261                                   | 85              | 121          | 268          | 755          | 1 232          | 367            | 200            | 104            | -              | -             | 130                              | 107                        |
| Transportation, communication, and other public utilities ..... | 2 601                                   | 49              | 75           | 168          | 384          | 462            | 509            | 385            | 72             | 95             | 55            | 347                              | 124                        |
| Wholesale and retail trade .....                                | 6 646                                   | 175             | 173          | 486          | 1 666        | 1 526          | 1 113          | 374            | 166            | 149            | 29            | 788                              | 108                        |
| Finance, insurance, and real estate .....                       | 760                                     | 29              | -            | 80           | 246          | 274            | 32             | 23             | 53             | -              | -             | 23                               | 101                        |
| Business and repair services .....                              | 1 530                                   | 47              | 133          | 195          | 436          | 305            | 256            | 26             | -              | 32             | -             | 102                              | 96                         |
| Personal services .....   | 978                                     | 111             | 178          | 161          | 208          | 70             | 49             | 23             | 46             | -              | -             | 131                              | 77                         |
| Professional services and entertainment .....                   | 1 630                                   | 208             | 75           | 228          | 204          | 300            | 168            | 128            | 58             | 73             | -             | 187                              | 101                        |
| <b>Government<sup>2</sup></b>                                   |   |                 |              |              |              |                |                |                |                |                |               |                                  |                            |
| Educational services .....                                      | 546                                     | 23              | 23           | 46           | 116          | 55             | 93             | 31             | -              | 48             | -             | 110                              | 110                        |
| All other government services .....                             | 3 383                                   | 97              | 47           | 223          | 474          | 928            | 380            | 416            | 135            | 255            | 97            | 332                              | 119                        |
| Not available .....   | -                                       | -               | -            | -            | -            | -              | -              | -              | -              | -              | -             | -                                | 0                          |
| Female, total .....   | 21 192                                  | 2 001           | 3 954        | 3 795        | 4 345        | 2 414          | 1 391          | 585            | 286            | 217            | 101           | 2 105                            | 80                         |
| <b>Private Wage and Salary Worker</b>                           |   |                 |              |              |              |                |                |                |                |                |               |                                  |                            |
| Agriculture, forestry, and fisheries .....                      | -                                       | -               | -            | -            | -            | -              | -              | -              | -              | -              | -             | -                                | 0                          |
| Mining .....  | -                                       | -               | -            | -            | -            | -              | -              | -              | -              | -              | -             | -                                | 0                          |
| Construction .....  | 26                                      | -               | -            | -            | 26           | -              | -              | -              | -              | -              | -             | -                                | 80                         |
| Durable goods manufacturing .....                               | 940                                     | 72              | 143          | 166          | 274          | 145            | 23             | 23             | -              | -              | -             | 93                               | 83                         |
| Nondurable goods manufacturing .....                            | 2 323                                   | 51              | 470          | 693          | 687          | 269            | 54             | 23             | 23             | -              | 29            | 25                               | 79                         |
| Transportation, communication, and other public utilities ..... | 827                                     | 25              | 95           | 93           | 232          | 177            | 106            | -              | 23             | -              | -             | 76                               | 94                         |
| Wholesale and retail trade .....                                | 4 044                                   | 389             | 690          | 884          | 1 107        | 394            | 119            | 74             | -              | -              | -             | 386                              | 78                         |
| Finance, insurance, and real estate .....                       | 1 201                                   | 96              | 74           | 95           | 234          | 191            | 28             | 46             | 23             | -              | -             | 221                              | 100                        |
| Business and repair services .....                              | 286                                     | 23              | 23           | 23           | 93           | 75             | -              | -              | -              | -              | -             | 49                               | 91                         |
| Personal services .....   | 4 879                                   | 1 059           | 1 799        | 883          | 391          | 119            | 70             | 26             | -              | -              | 23            | 508                              | 59                         |
| Professional services and entertainment .....                   | 2 638                                   | 167             | 392          | 485          | 606          | 356            | 221            | 72             | 23             | 23             | 23            | 269                              | 85                         |
| <b>Government<sup>2</sup></b>                                   |   |                 |              |              |              |                |                |                |                |                |               |                                  |                            |
| Educational services .....                                      | 1 468                                   | 23              | 97           | 237          | 197          | 96             | 234            | 71             | 100            | 101            | -             | 312                              | 106                        |
| All other government services .....                             | 2 561                                   | 96              | 170          | 235          | 496          | 593            | 373            | 267            | 69             | 70             | 25            | 165                              | 109                        |
| Not available .....   | -                                       | -               | -            | -            | -            | -              | -              | -              | -              | -              | -             | -                                | 0                          |

<sup>1</sup>Not used in computing median. <sup>2</sup>Government class of worker.

Table 8. Weekly Earnings of Full-Time Wage and Salary Workers, by Major Occupation and Industry Groups and Hours of Work: All Races—Continued

[Limited to persons 16 to 64 years, not in school]

| Major Occupation Group<br>Major Industry Group<br>Hours of Work | Total full-time wage and salary workers | Weekly earnings |              |              |              |                |                |                |                |                |               |                            | Median weekly earnings (dollars) |
|---|---|-----------------|--------------|--------------|--------------|----------------|----------------|----------------|----------------|----------------|---------------|----------------------------|----------------------------------|
|   |   | Less than \$50  | \$50 to \$64 | \$65 to \$79 | \$80 to \$99 | \$100 to \$124 | \$125 to \$149 | \$150 to \$174 | \$175 to \$199 | \$200 to \$299 | \$300 or more | Not available <sup>1</sup> |                                  |
| <b>HOURS OF WORK</b>  |   |                 |              |              |              |                |                |                |                |                |               |                            |                                  |
| Male, total.....  | 27 614                                  | 1 045           | 1 070        | 2 376        | 5 360        | 6 804          | 3 810          | 2 081          | 902            | 1 098          | 259           | 2 809                      | 110                              |
| 35 to 39 hours .....  | 1 359                                   | 181             | 162          | 236          | 236          | 258            | 156            | 23             | -              | 57             | -             | 51                         | 88                               |
| 40 hours .....  | 17 212                                  | 455             | 761          | 1 335        | 3 521        | 4 404          | 2 365          | 1 341          | 498            | 594            | 96            | 1 841                      | 109                              |
| 41 to 47 hours .....  | 2 659                                   | 192             | -            | 348          | 595          | 651            | 396            | 114            | 53             | 55             | -             | 256                        | 105                              |
| 48 hours .....  | 2 075                                   | 119             | -            | 150          | 534          | 558            | 221            | 195            | 70             | 75             | -             | 154                        | 109                              |
| 49 to 59 hours .....  | 2 507                                   | 49              | 124          | 156          | 402          | 663            | 345            | 216            | 49             | 140            | 55            | 308                        | 114                              |
| 60 hours or more .....  | 1 800                                   | 49              | 23           | 151          | 72           | 270            | 327            | 191            | 232            | 178            | 108           | 199                        | 144                              |
| Female, total.....  | 21 192                                  | 2 001           | 3 954        | 3 795        | 4 345        | 2 414          | 1 391          | 585            | 286            | 217            | 101           | 2 105                      | 80                               |
| 35 to 39 hours .....  | 2 635                                   | 390             | 502          | 635          | 480          | 206            | 49             | 51             | 23             | 23             | -             | 274                        | 72                               |
| 40 hours .....  | 14 271                                  | 1 148           | 2 734        | 2 537        | 2 991        | 1 683          | 1 073          | 394            | 166            | 171            | 47            | 1 327                      | 81                               |
| 41 to 47 hours .....  | 1 381                                   | 123             | 126          | 238          | 443          | 140            | 97             | 47             | 48             | 23             | -             | 95                         | 88                               |
| 48 hours .....  | 892                                     | 148             | 147          | 196          | 114          | 167            | 23             | -              | -              | -              | -             | 96                         | 74                               |
| 49 to 59 hours .....  | 1 429                                   | 144             | 344          | 164          | 269          | 97             | 75             | 70             | 48             | -              | -             | 217                        | 76                               |
| 60 hours or more .....  | 585                                     | 47              | 99           | 26           | 47           | 121            | 73             | 23             | -              | -              | 54            | 95                         | 108                              |

<sup>1</sup> Not used in computing median.



Table 8a. Weekly Earnings of Full-Time Wage and Salary Workers, by Major Occupation and Industry Groups and Hours of Work: Negro

[Limited to persons 16 to 64 years, not in school]

| Major Occupation Group<br>Major Industry Group<br>Hours of Work | Total full-time wage and salary workers | Weekly earnings |              |              |              |                |                |                |                |                |               |                            | Median weekly earnings (dollars) |
|---|---|-----------------|--------------|--------------|--------------|----------------|----------------|----------------|----------------|----------------|---------------|----------------------------|----------------------------------|
|   |   | Less than \$50  | \$50 to \$64 | \$65 to \$79 | \$80 to \$99 | \$100 to \$124 | \$125 to \$149 | \$150 to \$174 | \$175 to \$199 | \$200 to \$299 | \$300 or more | Not available <sup>1</sup> |                                  |
| <b>MAJOR OCCUPATION GROUP</b>                                   |   |                 |              |              |              |                |                |                |                |                |               |                            |                                  |
| Total employed  | 41 917                                  | 2 491           | 4 590        | 5 564        | 8 493        | 7 731          | 4 288          | 2 213          | 998            | 1 031          | 247           | 4 271                      | 95                               |
| Professional and technical                                      | 1 736                                   | 96              | 23           | 23           | 287          | 286            | 163            | 174            | 49             | 242            | 23            | 369                        | 123                              |
| Managerial and administrative                                   | 816                                     | 49              | 47           | 119          | 44           | 159            | 133            | 47             | 23             | 32             | 44            | 119                        | 118                              |
| Sales   | 865                                     | 72              | 23           | 191          | 95           | 70             | 94             | 103            | 47             | 23             | -             | 167                        | 95                               |
| Clerical  | 6 443                                   | 172             | 383          | 691          | 1 421        | 1 247          | 841            | 546            | 233            | 189            | 47            | 674                        | 105                              |
| Craftsmen and foremen   | 3 546                                   | 78              | 173          | 243          | 547          | 967            | 518            | 259            | 127            | 310            | 55            | 269                        | 116                              |
| Operatives, except transportation                               | 8 452                                   | 289             | 1 291        | 1 438        | 1 926        | 1 503          | 732            | 381            | 207            | 70             | 24            | 591                        | 90                               |
| Transport equipment operatives                                  | 3 726                                   | 103             | 74           | 295          | 831          | 769            | 736            | 201            | 145            | 70             | 32            | 470                        | 112                              |
| Laborers, except farm   | 4 284                                   | 77              | 266          | 467          | 1 193        | 1 267          | 411            | 254            | -              | 23             | -             | 324                        | 100                              |
| Service workers, except private household                       | 9 481                                   | 741             | 1 398        | 1 788        | 2 025        | 1 438          | 637            | 248            | 142            | 72             | -             | 993                        | 83                               |
| Private household workers                                       | 2 499                                   | 814             | 912          | 310          | 99           | 23             | -              | -              | -              | -              | 23            | 294                        | 55                               |
| Farmers and farm managers                                       | -                                       | -               | -            | -            | -            | -              | -              | -              | -              | -              | -             | -                          | 0                                |
| Farm laborers and foremen                                       | 49                                      | -               | -            | -            | 23           | -              | -              | -              | 25             | -              | -             | -                          | 0                                |
| Not available   | -                                       | -               | -            | -            | -            | -              | -              | -              | -              | -              | -             | -                          | 176                              |
|   |   |                 |              |              |              |                |                |                |                |                |               |                            | 0                                |
| Male, total   | 23 244                                  | 697             | 927          | 2 071        | 4 826        | 5 748          | 3 138          | 1 734          | 739            | 842            | 175           | 2 347                      | 109                              |
| Professional and technical                                      | 479                                     | 47              | -            | -            | -            | 75             | -              | 78             | -              | 147            | -             | 133                        | 166                              |
| Managerial and administrative                                   | 581                                     | 49              | 23           | 25           | -            | 134            | 133            | 47             | 23             | 32             | 19            | 96                         | 132                              |
| Sales   | 458                                     | 23              | -            | 49           | 25           | 47             | 70             | 78             | 23             | 23             | -             | 118                        | 134                              |
| Clerical  | 2 356                                   | 25              | 116          | 153          | 367          | 544            | 283            | 383            | 117            | 96             | 47            | 225                        | 119                              |
| Craftsmen and foremen   | 3 166                                   | 55              | 150          | 148          | 407          | 916            | 494            | 259            | 127            | 310            | 55            | 244                        | 119                              |
| Operatives, except transportation                               | 4 712                                   | 146             | 188          | 461          | 1 073        | 1 199          | 660            | 358            | 184            | 70             | 24            | 350                        | 107                              |
| Transport equipment operatives                                  | 3 677                                   | 103             | 74           | 295          | 831          | 746            | 736            | 176            | 145            | 70             | 32            | 470                        | 111                              |
| Laborers, except farm   | 4 051                                   | 77              | 198          | 398          | 1 145        | 1 244          | 388            | 254            | -              | 23             | -             | 324                        | 101                              |
| Service workers, except private household                       | 3 679                                   | 172             | 147          | 542          | 977          | 843            | 374            | 101            | 94             | 72             | -             | 358                        | 97                               |
| Private household workers                                       | 60                                      | -               | 32           | -            | -            | -              | -              | -              | -              | -              | -             | 28                         | 57                               |
| Farmers and farm managers                                       | -                                       | -               | -            | -            | -            | -              | -              | -              | -              | -              | -             | -                          | 0                                |
| Farm laborers and foremen                                       | 2                                       | -               | -            | -            | -            | -              | -              | -              | 25             | -              | -             | -                          | 187                              |
| Not available   | -                                       | -               | -            | -            | -            | -              | -              | -              | -              | -              | -             | -                          | 0                                |
| Female, total   | 18 673                                  | 1 794           | 3 662        | 3 493        | 3 667        | 1 983          | 1 150          | 479            | 260            | 189            | 72            | 1 924                      | 78                               |
| Professional and technical                                      | 1 257                                   | 49              | 23           | 23           | 287          | 212            | 163            | 96             | 49             | 96             | 23            | 236                        | 117                              |
| Managerial and administrative                                   | 235                                     | -               | 24           | 93           | 44           | 25             | -              | -              | -              | -              | 25            | 24                         | 78                               |
| Sales   | 428                                     | 49              | 23           | 142          | 70           | 23             | 23             | 25             | 23             | -              | -             | 48                         | 77                               |
| Clerical  | 4 087                                   | 146             | 266          | 538          | 1 054        | 703            | 559            | 163            | 116            | 93             | -             | 450                        | 97                               |
| Craftsmen and foremen   | 381                                     | 23              | 23           | 95           | 140          | 51             | 23             | -              | -              | -              | -             | 25                         | 87                               |
| Operatives, except transportation                               | 3 740                                   | 144             | 1 103        | 976          | 853          | 304            | 72             | 23             | 23             | -              | -             | 241                        | 73                               |
| Transport equipment operatives                                  | 49                                      | -               | -            | -            | -            | 23             | -              | 25             | -              | -              | -             | -                          | 151                              |
| Laborers, except farm   | 233                                     | -               | 68           | 70           | 48           | 23             | 23             | -              | -              | -              | -             | -                          | 75                               |
| Service workers, except private household                       | 5 802                                   | 569             | 1 251        | 1 246        | 1 048        | 595            | 263            | 146            | 49             | -              | -             | 635                        | 74                               |
| Private household workers                                       | 2 439                                   | 814             | 880          | 310          | 99           | 23             | 23             | -              | -              | -              | 23            | 265                        | 55                               |
| Farmers and farm managers                                       | -                                       | -               | -            | -            | -            | -              | -              | -              | -              | -              | -             | -                          | 0                                |
| Farm laborers and foremen                                       | 23                                      | -               | -            | -            | 23           | -              | -              | -              | -              | -              | -             | -                          | 0                                |
| Not available   | -                                       | -               | -            | -            | -            | -              | -              | -              | -              | -              | -             | -                          | 90                               |
|   |   |                 |              |              |              |                |                |                |                |                |               |                            | 0                                |
| <b>MAJOR INDUSTRY GROUP</b>                                     |   |                 |              |              |              |                |                |                |                |                |               |                            |                                  |
| Male, total   | 23 244                                  | 697             | 927          | 2 071        | 4 826        | 5 748          | 3 138          | 1 734          | 739            | 842            | 175           | 2 347                      | 109                              |
| <b>Private Wage and Salary Worker</b>                           |   |                 |              |              |              |                |                |                |                |                |               |                            |                                  |
| Agriculture, forestry, and fisheries                            | 110                                     | -               | -            | -            | 55           | 23             | -              | -              | -              | -              | -             | 32                         | 94                               |
| Mining  | 23                                      | -               | -            | -            | -            | -              | -              | -              | -              | -              | -             | 23                         | 0                                |
| Construction  | 2 232                                   | 86              | 95           | 229          | 216          | 726            | 252            | 55             | 52             | 177            | 23            | 321                        | 111                              |
| Durable goods manufacturing                                     | 2 836                                   | 78              | 120          | 235          | 438          | 726            | 405            | 308            | 167            | 125            | 55            | 178                        | 117                              |
| Nondurable goods manufacturing                                  | 2 661                                   | 62              | 121          | 240          | 675          | 923            | 288            | 148            | 104            | -              | -             | 101                        | 106                              |
| Transportation, communication, and other public utilities       | 2 326                                   | 49              | 47           | 140          | 330          | 462            | 480            | 359            | 72             | 95             | -             | 292                        | 124                              |
| Wholesale and retail trade                                      | 5 792                                   | 150             | 173          | 486          | 1 535        | 1 324          | 940            | 299            | 140            | 95             | -             | 650                        | 105                              |
| Finance, insurance, and real estate                             | 619                                     | -               | 51           | 51           | 246          | 220            | 32             | 23             | -              | -              | -             | 23                         | 100                              |
| Business and repair services                                    | 1 152                                   | 47              | 77           | 80           | 407          | 205            | 202            | -              | -              | 32             | -             | 102                        | 96                               |
| Personal services   | 874                                     | 105             | 178          | 135          | 185          | 70             | 23             | 23             | 46             | -              | -             | 108                        | 76                               |
| Professional services and entertainment                         | 1 119                                   | 23              | 45           | 228          | 204          | 224            | 118            | 70             | -              | 73             | -             | 132                        | 100                              |
| <b>Government<sup>2</sup></b>                                   |   |                 |              |              |              |                |                |                |                |                |               |                            |                                  |
| Educational services  | 447                                     | -               | 23           | 46           | 116          | 55             | 47             | 31             | -              | 48             | -             | 80                         | 100                              |
| All other government services                                   | 3 053                                   | 97              | 47           | 200          | 419          | 790            | 351            | 416            | 135            | 197            | 97            | 304                        | 120                              |
| Not available   | -                                       | -               | -            | -            | -            | -              | -              | -              | -              | -              | -             | -                          | 0                                |
| Female, total   | 18 673                                  | 1 794           | 3 662        | 3 493        | 3 667        | 1 983          | 1 150          | 479            | 260            | 189            | 72            | 1 924                      | 78                               |
| <b>Private Wage and Salary Worker</b>                           |   |                 |              |              |              |                |                |                |                |                |               |                            |                                  |
| Agriculture, forestry, and fisheries                            | -                                       | -               | -            | -            | -            | -              | -              | -              | -              | -              | -             | -                          | 0                                |
| Mining  | -                                       | -               | -            | -            | -            | -              | -              | -              | -              | -              | -             | -                          | 0                                |
| Construction  | -                                       | -               | -            | -            | -            | -              | -              | -              | -              | -              | -             | -                          | 0                                |
| Durable goods manufacturing                                     | 785                                     | 72              | 120          | 166          | 191          | 119            | -              | 23             | -              | -              | -             | 93                         | 79                               |
| Nondurable goods manufacturing                                  | 1 613                                   | 25              | 308          | 474          | 496          | 212            | 25             | 23             | 23             | -              | -             | 25                         | 80                               |
| Transportation, communication, and other public utilities       | 658                                     | 25              | 95           | 93           | 232          | 94             | 49             | -              | 23             | -              | -             | 47                         | 88                               |
| Wholesale and retail trade                                      | 3 479                                   | 332             | 664          | 801          | 889          | 312            | 93             | 74             | -              | -              | -             | 314                        | 76                               |
| Finance, insurance, and real estate                             | 994                                     | 47              | 74           | 95           | 234          | 142            | 139            | -              | 46             | 23             | -             | 193                        | 96                               |
| Business and repair services                                    | 231                                     | 23              | 23           | 23           | 93           | 46             | -              | -              | -              | -              | -             | 23                         | 87                               |
| Personal services   | 4 663                                   | 1 002           | 1 771        | 883          | 312          | 94             | 70             | -              | -              | -              | -             | 508                        | 59                               |
| Professional services and entertainment                         | 2 431                                   | 148             | 340          | 485          | 549          | 356            | 167            | 72             | 23             | 23             | 23            | 243                        | 85                               |
| <b>Government<sup>2</sup></b>                                   |   |                 |              |              |              |                |                |                |                |                |               |                            |                                  |
| Educational services  | 1 364                                   | 23              | 97           | 237          | 197          | 70             | 234            | 47             | 74             | 72             | -             | 312                        | 97                               |
| All other government services                                   | 2 454                                   | 96              | 170          | 235          | 473          | 539            | 373            | 239            | 69             | 70             | 25            | 165                        | 109                              |
| Not available   | -                                       | -               | -            | -            | -            | -              | -              | -              | -              | -              | -             | -                          | 0                                |

<sup>1</sup> Not used in computing median. <sup>2</sup> Government class of worker.

Table 8a. Weekly Earnings of Full-Time Wage and Salary Workers, by Major Occupation and Industry Groups and Hours of Work: Negro—Continued

[Limited to persons 16 to 64 years, not in school]

| Major Occupation Group<br>Major Industry Group<br>Hours of Work | Total full-time wage and salary workers | Weekly earnings |              |              |              |                |                |                |                |                |               | Median weekly earnings (dollars) |                            |
|---|---|-----------------|--------------|--------------|--------------|----------------|----------------|----------------|----------------|----------------|---------------|----------------------------------|----------------------------|
|   |   | Less than \$50  | \$50 to \$64 | \$65 to \$79 | \$80 to \$99 | \$100 to \$124 | \$125 to \$149 | \$150 to \$174 | \$175 to \$199 | \$200 to \$299 | \$300 or more |                                  | Not available <sup>1</sup> |
| <b>HOURS OF WORK</b>  |   |                 |              |              |              |                |                |                |                |                |               |                                  |                            |
| Male, total.....  | 23 244                                  | 697             | 927          | 2 071        | 4 826        | 5 748          | 3 138          | 1 734          | 739            | 842            | 175           | 2 347                            | 109                        |
| 35 to 39 hours.....   | 1 169                                   | 126             | 156          | 236          | 181          | 235            | 128            | 23             | -              | 57             | -             | 28                               | 87                         |
| 40 hours.....   | 14 651                                  | 186             | 624          | 1 185        | 3 171        | 3 930          | 1 865          | 1 156          | 444            | 372            | 42            | 1 673                            | 109                        |
| 41 to 47 hours.....   | 2 287                                   | 192             | -            | 296          | 567          | 499            | 336            | 89             | 23             | 55             | -             | 230                              | 101                        |
| 48 hours.....   | 1 708                                   | 119             | -            | 122          | 508          | 353            | 193            | 142            | 70             | 47             | -             | 154                              | 105                        |
| 49 to 59 hours.....   | 1 949                                   | 23              | 124          | 127          | 326          | 539            | 289            | 158            | 25             | 140            | 55            | 141                              | 114                        |
| 60 hours or more.....   | 1 481                                   | 49              | 23           | 104          | 72           | 193            | 327            | 166            | 177            | 172            | 78            | 121                              | 144                        |
| Female, total.....  | 18 673                                  | 1 794           | 3 662        | 3 493        | 3 667        | 1 983          | 1 150          | 479            | 260            | 189            | 72            | 1 924                            | 78                         |
| 35 to 39 hours.....   | 2 230                                   | 390             | 479          | 501          | 424          | 120            | 23             | 25             | 23             | 23             | -             | 220                              | 69                         |
| 40 hours.....   | 12 842                                  | 1 022           | 2 544        | 2 423        | 2 584        | 1 390          | 941            | 337            | 140            | 142            | 47            | 1 272                            | 79                         |
| 41 to 47 hours.....   | 1 144                                   | 97              | 100          | 238          | 287          | 140            | 69             | 47             | 48             | 23             | -             | 95                               | 87                         |
| 48 hours.....   | 757                                     | 94              | 121          | 168          | 114          | 167            | 23             | -              | -              | -              | -             | 70                               | 77                         |
| 49 to 59 hours.....   | 1 292                                   | 144             | 319          | 164          | 212          | 72             | 47             | 70             | 48             | -              | -             | 217                              | 72                         |
| 60 hours or more.....   | 407                                     | 47              | 99           | -            | 47           | 93             | 47             | -              | -              | -              | 25            | 49                               | 99                         |

<sup>1</sup>Not used in computing median.

Table 9. Hourly Earnings of Full-Time Wage and Salary Workers, by Age and Sex, Family Status, Educational Attainment, and Family Size: All Races

| Age and Sex<br>Family Status<br>Educational Attainment<br>Family Size | Total full-time wage and salary workers | Hourly earnings  |                  |                  |                  |                  |                  |                  |                  |                  |                |                            | Median hourly earnings (dollars) |
|---|---|------------------|------------------|------------------|------------------|------------------|------------------|------------------|------------------|------------------|----------------|----------------------------|----------------------------------|
|   |   | Less than \$1.25 | \$1.25 to \$1.59 | \$1.60 to \$1.99 | \$2.00 to \$2.49 | \$2.50 to \$2.99 | \$3.00 to \$3.99 | \$4.00 to \$4.99 | \$5.00 to \$5.99 | \$6.00 to \$7.49 | \$7.50 or more | Not available <sup>1</sup> |                                  |
| <b>AGE AND SEX</b>  |   |                  |                  |                  |                  |                  |                  |                  |                  |                  |                |                            |                                  |
| Total, 16 years and over .....  | 52 085                                  | 4 152            | 5 774            | 8 444            | 10 308           | 7 370            | 7 468            | 2 054            | 734              | 395              | 72             | 5 314                      | 2.26                             |
| Male, total .....   | 29 436                                  | 1 485            | 1 644            | 3 968            | 6 007            | 5 386            | 5 481            | 1 545            | 590              | 244              | 49             | 3 036                      | 2.53                             |
| 16 to 21 years, total .....   | 3 563                                   | 208              | 460              | 807              | 813              | 441              | 464              | 70               | -                | -                | -              | 301                        | 2.11                             |
| 16 to 21 years, not in school .....                                   | 2 663                                   | 139              | 297              | 598              | 747              | 278              | 371              | 23               | -                | -                | -              | 209                        | 2.14                             |
| 22 to 34 years, total .....   | 10 901                                  | 456              | 274              | 1 154            | 2 096            | 2 490            | 2 353            | 854              | 251              | 46               | 49             | 877                        | 2.72                             |
| 22 to 34 years, veteran of Vietnam .....                              | 1 793                                   | 55               | 47               | 125              | 148              | 556              | 416              | 226              | 76               | 46               | -              | 99                         | 2.94                             |
| 25 to 34 years .....  | 8 344                                   | 372              | 228              | 813              | 1 683            | 1 920            | 1 755            | 697              | 205              | 23               | 26             | 622                        | 2.71                             |
| 35 to 44 years .....  | 5 341                                   | 255              | 302              | 397              | 1 095            | 1 017            | 1 152            | 363              | 151              | 61               | -              | 549                        | 2.69                             |
| 45 to 54 years .....  | 5 445                                   | 318              | 173              | 754              | 1 090            | 850              | 1 154            | 100              | 134              | 111              | -              | 762                        | 2.52                             |
| 55 to 64 years .....  | 3 556                                   | 181              | 364              | 697              | 816              | 535              | 313              | 159              | 54               | 25               | -              | 413                        | 2.22                             |
| 65 years and over .....   | 628                                     | 67               | 72               | 159              | 98               | 53               | 46               | -                | -                | -                | -              | 134                        | 1.91                             |
| 40 to 64 years .....  | 11 639                                  | 601              | 657              | 1 648            | 2 392            | 1 901            | 2 086            | 404              | 212              | 198              | -              | 1 541                      | 2.46                             |
| Female, total .....   | 22 649                                  | 2 667            | 4 130            | 4 476            | 4 301            | 1 983            | 1 987            | 509              | 144              | 151              | 23             | 2 279                      | 1.91                             |
| 16 to 21 years, total .....   | 2 436                                   | 185              | 465              | 533              | 788              | 70               | 139              | 23               | 23               | -                | -              | 209                        | 1.95                             |
| 16 to 21 years, not in school .....                                   | 1 761                                   | 93               | 278              | 370              | 626              | 46               | 116              | 23               | 23               | -                | -              | 186                        | 2.04                             |
| 22 to 34 years, total .....   | 8 559                                   | 487              | 1 213            | 2 030            | 1 687            | 1 010            | 1 077            | 284              | 46               | 47               | 23             | 653                        | 2.07                             |
| 25 to 34 years, total .....   | 5 727                                   | 283              | 870              | 1 387            | 1 131            | 736              | 614              | 169              | 23               | 47               | 23             | 444                        | 2.05                             |
| 25 to 34 years .....  | 4 786                                   | 734              | 802              | 1 026            | 731              | 425              | 356              | 94               | 23               | 47               | -              | 547                        | 1.85                             |
| 35 to 44 years .....  | 4 162                                   | 744              | 1 056            | 569              | 705              | 290              | 180              | -                | 51               | 57               | -              | 509                        | 1.65                             |
| 45 to 54 years .....  | 2 226                                   | 415              | 488              | 237              | 345              | 168              | 209              | 107              | -                | -                | -              | 257                        | 1.74                             |
| 55 to 64 years .....  | 481                                     | 101              | 105              | 81               | 45               | 20               | 24               | -                | -                | -                | -              | 105                        | 1.57                             |
| 65 years and over .....   | 8 572                                   | 1 515            | 1 969            | 1 312            | 1 405            | 623              | 533              | 154              | 51               | 80               | -              | 930                        | 1.72                             |
| <b>FAMILY STATUS<sup>2</sup></b>                                      |   |                  |                  |                  |                  |                  |                  |                  |                  |                  |                |                            |                                  |
| Male, total .....   | 27 614                                  | 1 349            | 1 386            | 3 530            | 5 821            | 5 129            | 5 273            | 1 458            | 567              | 244              | 49             | 2 809                      | 2.55                             |
| Family head .....   | 17 689                                  | 613              | 807              | 2 132            | 3 612            | 3 222            | 3 695            | 1 095            | 444              | 160              | 49             | 1 861                      | 2.64                             |
| Family member .....   | 4 855                                   | 278              | 319              | 641              | 1 233            | 798              | 817              | 143              | 30               | 23               | -              | 574                        | 2.38                             |
| Unrelated individual .....  | 5 070                                   | 459              | 260              | 757              | 977              | 1 109            | 761              | 220              | 93               | 61               | -              | 373                        | 2.45                             |
| Female, total .....   | 21 192                                  | 2 473            | 3 814            | 4 163            | 4 048            | 1 870            | 1 916            | 486              | 144              | 151              | 23             | 2 105                      | 1.92                             |
| Family head .....   | 6 116                                   | 834              | 1 092            | 1 311            | 929              | 577              | 575              | 193              | 70               | 29               | 23             | 484                        | 1.88                             |
| No children under 18 years .....                                      | 1 325                                   | 253              | 229              | 222              | 148              | 94               | 123              | 52               | -                | 29               | -              | 176                        | 1.81                             |
| Children 6 to 17 years only .....                                     | 2 447                                   | 195              | 415              | 568              | 382              | 317              | 240              | 70               | 47               | -                | -              | 213                        | 1.96                             |
| Children under 6 years .....  | 2 344                                   | 386              | 448              | 521              | 398              | 166              | 212              | 71               | 23               | -                | 23             | 95                         | 1.82                             |
| Wife of head .....  | 7 742                                   | 785              | 1 413            | 1 517            | 1 612            | 783              | 616              | 70               | 25               | 99               | -              | 821                        | 1.94                             |
| No children under 18 years .....                                      | 3 188                                   | 397              | 645              | 440              | 564              | 433              | 265              | 24               | -                | 29               | -              | 391                        | 1.95                             |
| Children 6 to 17 years only .....                                     | 2 010                                   | 273              | 321              | 390              | 364              | 187              | 165              | -                | 47               | -                | -              | 263                        | 1.89                             |
| Children under 6 years .....  | 2 544                                   | 116              | 447              | 687              | 684              | 163              | 186              | 46               | 25               | 23               | -              | 167                        | 1.96                             |
| Other family member .....   | 4 343                                   | 405              | 569              | 945              | 1 061            | 240              | 426              | 124              | 23               | 23               | -              | 527                        | 2.01                             |
| Unrelated individual .....  | 2 991                                   | 449              | 740              | 391              | 446              | 270              | 299              | 98               | 25               | -                | -              | 272                        | 1.79                             |
| <b>EDUCATIONAL ATTAINMENT<sup>3</sup></b>                             |   |                  |                  |                  |                  |                  |                  |                  |                  |                  |                |                            |                                  |
| Male, total .....   | 27 614                                  | 1 349            | 1 386            | 3 530            | 5 821            | 5 129            | 5 273            | 1 458            | 567              | 244              | 49             | 2 809                      | 2.55                             |
| Elementary: 7 years or less .....                                     | 6 883                                   | 330              | 485              | 1 041            | 1 875            | 1 270            | 1 040            | 171              | 130              | -                | -              | 543                        | 2.35                             |
| 8 years .....   | 1 805                                   | 49               | -                | 317              | 464              | 439              | 350              | 74               | 32               | -                | -              | 79                         | 2.54                             |
| High school: 1 to 3 years .....                                       | 8 660                                   | 454              | 588              | 1 157            | 1 822            | 1 742            | 1 559            | 232              | 58               | 29               | -              | 1 021                      | 2.46                             |
| 4 years .....   | 7 547                                   | 275              | 272              | 825              | 1 478            | 1 343            | 1 684            | 555              | 202              | 98               | 49             | 765                        | 2.72                             |
| College: 1 year or more .....   | 2 719                                   | 241              | 42               | 189              | 182              | 335              | 640              | 425              | 145              | 118              | -              | 401                        | 3.34                             |
| Female, total .....   | 21 192                                  | 2 473            | 3 814            | 4 163            | 4 048            | 1 870            | 1 916            | 486              | 144              | 151              | 23             | 2 105                      | 1.92                             |
| Elementary: 7 years or less .....                                     | 2 641                                   | 461              | 938              | 350              | 387              | 54               | 123              | 74               | -                | -                | -              | 254                        | 1.53                             |
| 8 years .....   | 1 675                                   | 407              | 269              | 496              | 204              | 101              | 25               | -                | -                | 23               | -              | 149                        | 1.67                             |
| High school: 1 to 3 years .....                                       | 6 401                                   | 1 062            | 1 415            | 1 670            | 1 043            | 419              | 173              | 23               | -                | -                | -              | 598                        | 1.71                             |
| 4 years .....   | 7 714                                   | 396              | 1 120            | 1 248            | 1 936            | 960              | 925              | 215              | 72               | -                | -              | 843                        | 2.17                             |
| College: 1 year or more .....   | 2 761                                   | 147              | 72               | 400              | 479              | 337              | 670              | 174              | 72               | 127              | 23             | 260                        | 2.80                             |
| <b>FAMILY SIZE BY FAMILY HEAD<sup>3</sup></b>                         |   |                  |                  |                  |                  |                  |                  |                  |                  |                  |                |                            |                                  |
| Male head, total .....  | 11 778                                  | 410              | 412              | 1 284            | 2 442            | 2 213            | 2 734            | 854              | 266              | 48               | 26             | 1 089                      | 2.69                             |
| Males heading families with--   |   |                  |                  |                  |                  |                  |                  |                  |                  |                  |                |                            |                                  |
| 2 persons .....   | 248                                     | -                | 23               | 55               | 23               | 101              | 23               | -                | -                | -                | -              | 23                         | 2.56                             |
| 3 persons .....   | 3 180                                   | 170              | 97               | 410              | 480              | 618              | 579              | 260              | 96               | 48               | 26             | 397                        | 2.71                             |
| 4 persons .....   | 2 842                                   | 93               | 120              | 261              | 714              | 568              | 569              | 163              | 72               | -                | -              | 281                        | 2.59                             |
| 5 persons .....   | 1 724                                   | 47               | 72               | 51               | 357              | 335              | 477              | 144              | 25               | -                | -              | 216                        | 2.84                             |
| 6 persons .....   | 1 609                                   | 74               | 28               | 173              | 240              | 285              | 561              | 147              | 23               | -                | -              | 77                         | 2.98                             |
| 7 persons or more .....   | 2 176                                   | 26               | 72               | 335              | 628              | 308              | 524              | 140              | 49               | -                | -              | 95                         | 2.48                             |
| Female head, total .....  | 4 862                                   | 581              | 863              | 1 089            | 803              | 483              | 477              | 165              | 70               | -                | 23             | 308                        | 1.91                             |
| Females heading families with--                                       |   |                  |                  |                  |                  |                  |                  |                  |                  |                  |                |                            |                                  |
| 2 persons .....   | 1 008                                   | 145              | 241              | 164              | 148              | 24               | 98               | 70               | 23               | -                | -              | 94                         | 1.77                             |
| 3 persons .....   | 1 344                                   | 121              | 170              | 381              | 74               | 245              | 191              | 46               | 46               | -                | 23             | 47                         | 1.98                             |
| 4 persons .....   | 1 039                                   | 99               | 193              | 168              | 273              | 47               | 95               | 23               | -                | -                | -              | 142                        | 1.97                             |
| 5 persons .....   | 446                                     | 47               | 117              | 47               | 140              | 49               | 47               | -                | -                | -                | -              | -                          | 2.80                             |
| 6 persons .....   | 308                                     | 23               | 49               | 166              | 23               | 47               | -                | -                | -                | -                | -              | -                          | 1.80                             |
| 7 persons or more .....   | 718                                     | 146              | 93               | 163              | 146              | 72               | 47               | 25               | -                | -                | -              | 25                         | 1.86                             |

<sup>1</sup> Not used in computing median.

<sup>2</sup> Persons 16 to 64 years, not in school.

<sup>3</sup> Families with children under 18 years; family heads 16 to 64 years, not in school.

Table 9a. Hourly Earnings of Full-Time Wage and Salary Workers, by Age and Sex, Family Status, Educational Attainment, and Family Size: Negro

| Age and Sex<br>Family Status<br>Educational Attainment<br>Family Size | Total full-time wage and salary workers | Hourly earnings  |                  |                  |                  |                  |                  |                  |                  |                  |                |                            | Median hourly earnings (dollars) |
|---|---|------------------|------------------|------------------|------------------|------------------|------------------|------------------|------------------|------------------|----------------|----------------------------|----------------------------------|
|   |   | Less than \$1.25 | \$1.25 to \$1.59 | \$1.60 to \$1.99 | \$2.00 to \$2.49 | \$2.50 to \$2.99 | \$3.00 to \$3.99 | \$4.00 to \$4.99 | \$5.00 to \$5.99 | \$6.00 to \$7.49 | \$7.50 or more | Not available <sup>1</sup> |                                  |
| <b>AGE AND SEX</b>  |   |                  |                  |                  |                  |                  |                  |                  |                  |                  |                |                            |                                  |
| Total, 16 years and over .....  | 44 706                                  | 3 445            | 5 062            | 7 588            | 8 983            | 6 226            | 6 227            | 1 780            | 595              | 197              | 47             | 4 557                      | 2.24                             |
| Male, total .....   | 24 734                                  | 1 037            | 1 280            | 3 534            | 5 273            | 4 674            | 4 478            | 1 379            | 451              | 103              | 23             | 2 503                      | 2.52                             |
| 16 to 21 years, total .....   | 3 151                                   | 208              | 414              | 714              | 701              | 395              | 371              | 70               | -                | -                | -              | 278                        | 2.09                             |
| 16 to 21 years, not in school .....                                   | 2 384                                   | 139              | 297              | 528              | 655              | 255              | 279              | 23               | -                | -                | -              | 209                        | 2.10                             |
| 22 to 34 years, total .....   | 9 693                                   | 372              | 222              | 1 029            | 1 940            | 2 211            | 2 056            | 828              | 195              | 46               | 23             | 770                        | 2.71                             |
| 22 to 34 years, veteran of Vietnam .....                              | 1 634                                   | 55               | 23               | 125              | 148              | 503              | 392              | 226              | 47               | 46               | -              | 69                         | 2.94                             |
| 25 to 34 years .....  | 7 477                                   | 349              | 199              | 737              | 1 527            | 1 733            | 1 574            | 671              | 149              | 23               | -              | 515                        | 2.71                             |
| 35 to 44 years .....  | 4 395                                   | 180              | 194              | 369              | 936              | 855              | 901              | 305              | 151              | 32               | -              | 472                        | 2.69                             |
| 45 to 54 years .....  | 4 117                                   | 76               | 145              | 671              | 839              | 740              | 876              | 74               | 104              | -                | -              | 592                        | 2.54                             |
| 55 to 64 years .....  | 2 900                                   | 133              | 306              | 622              | 759              | 421              | 227              | 102              | -                | 25               | -              | 304                        | 2.17                             |
| 65 years and over .....   | 478                                     | 67               | -                | 129              | 98               | 53               | 46               | -                | -                | -                | -              | 86                         | 2.07                             |
| 40 to 64 years .....  | 9 166                                   | 288              | 543              | 1 490            | 1 951            | 1 592            | 1 614            | 293              | 128              | 57               | -              | 1 211                      | 2.44                             |
| Female, total .....   | 19 972                                  | 2 408            | 3 783            | 4 054            | 3 710            | 1 551            | 1 750            | 400              | 144              | 94               | 23             | 2 054                      | 1.88                             |
| 16 to 21 years, total .....   | 2 347                                   | 185              | 447              | 510              | 741              | 70               | 139              | 23               | 23               | -                | -              | 209                        | 1.94                             |
| 16 to 21 years, not in school .....                                   | 1 691                                   | 93               | 278              | 347              | 579              | 46               | 116              | 23               | 23               | -                | -              | 186                        | 2.03                             |
| 22 to 34 years, total .....   | 7 915                                   | 420              | 1 187            | 1 933            | 1 558            | 860              | 1 002            | 233              | 46               | 47               | 23             | 606                        | 2.04                             |
| 25 to 34 years .....  | 5 241                                   | 257              | 844              | 1 335            | 1 002            | 633              | 562              | 117              | 23               | 47               | 23             | 398                        | 2.00                             |
| 35 to 44 years .....  | 4 346                                   | 656              | 751              | 923              | 680              | 399              | 305              | 94               | 23               | 47               | -              | 469                        | 1.85                             |
| 45 to 54 years .....  | 3 370                                   | 659              | 887              | 456              | 508              | 177              | 152              | -                | 51               | -                | -              | 481                        | 1.58                             |
| 55 to 64 years .....  | 1 629                                   | 386              | 431              | 152              | 203              | 25               | 152              | 51               | -                | -                | -              | 228                        | 1.51                             |
| 65 years and over .....   | 364                                     | 101              | 81               | 81               | 20               | 20               | -                | -                | -                | -                | -              | 61                         | 1.51                             |
| 40 to 64 years .....  | 7 002                                   | 1 350            | 1 717            | 1 063            | 1 039            | 367              | 421              | 98               | 51               | 23               | -              | 873                        | 1.62                             |
| <b>FAMILY STATUS<sup>2</sup></b>                                      |   |                  |                  |                  |                  |                  |                  |                  |                  |                  |                |                            |                                  |
| Male, total .....   | 23 244                                  | 900              | 1 164            | 3 149            | 5 106            | 4 440            | 4 293            | 1 292            | 428              | 103              | 23             | 2 347                      | 2.53                             |
| Family head .....   | 14 802                                  | 456              | 674              | 1 874            | 3 049            | 2 833            | 2 933            | 984              | 365              | 48               | 23             | 1 564                      | 2.62                             |
| Family member .....   | 4 364                                   | 248              | 319              | 594              | 1 134            | 694              | 771              | 118              | -                | 23               | -              | 463                        | 2.36                             |
| Unrelated individual .....  | 4 078                                   | 196              | 171              | 681              | 923              | 913              | 590              | 190              | 63               | 32               | -              | 320                        | 2.45                             |
| Female, total .....   | 18 673                                  | 2 214            | 3 510            | 3 741            | 3 481            | 1 462            | 1 703            | 377              | 144              | 94               | 23             | 1 924                      | 1.89                             |
| Family head .....   | 5 574                                   | 780              | 1 036            | 1 208            | 765              | 523              | 549              | 165              | 70               | -                | 23             | 455                        | 1.65                             |
| No children under 18 years .....                                      | 1 155                                   | 225              | 201              | 194              | 148              | 94               | 123              | 23               | -                | -                | -              | 147                        | 1.81                             |
| Children 6 to 17 years only .....                                     | 2 176                                   | 195              | 387              | 543              | 218              | 263              | 240              | 70               | 47               | -                | -              | 213                        | 1.89                             |
| Children under 6 years .....  | 2 244                                   | 361              | 448              | 472              | 398              | 166              | 186              | 71               | 23               | -                | 23             | 95                         | 1.83                             |
| Wife of head .....  | 6 670                                   | 703              | 1 275            | 1 278            | 1 347            | 589              | 564              | 70               | 25               | 70               | -              | 749                        | 1.92                             |
| No children under 18 years .....                                      | 2 613                                   | 340              | 588              | 383              | 455              | 239              | 213              | 24               | -                | -                | -              | 371                        | 1.83                             |
| Children 6 to 17 years only .....                                     | 1 738                                   | 247              | 265              | 308              | 308              | 187              | 165              | -                | -                | 47               | -              | 212                        | 1.93                             |
| Children under 6 years .....  | 2 318                                   | 116              | 421              | 587              | 584              | 163              | 186              | 46               | 25               | 23               | -              | 167                        | 1.97                             |
| Other family member .....   | 4 011                                   | 382              | 514              | 921              | 1 033            | 191              | 377              | 70               | 23               | 23               | -              | 475                        | 1.99                             |
| Unrelated individual .....  | 2 419                                   | 349              | 685              | 334              | 337              | 159              | 213              | 72               | 25               | -                | -              | 244                        | 1.66                             |
| <b>EDUCATIONAL ATTAINMENT<sup>2</sup></b>                             |   |                  |                  |                  |                  |                  |                  |                  |                  |                  |                |                            |                                  |
| Male, total .....   | 23 244                                  | 900              | 1 164            | 3 149            | 5 106            | 4 440            | 4 293            | 1 292            | 428              | 103              | 23             | 2 347                      | 2.53                             |
| Elementary: 7 years or less .....                                     | 5 670                                   | 197              | 400              | 1 020            | 1 521            | 1 062            | 788              | 117              | 79               | -                | -              | 486                        | 2.32                             |
| 8 years .....   | 1 489                                   | -                | -                | 208              | 409              | 393              | 350              | 46               | 32               | -                | -              | 50                         | 2.63                             |
| High school: 1 to 3 years .....                                       | 7 310                                   | 361              | 503              | 1 009            | 1 692            | 1 529            | 1 179            | 204              | -                | -                | -              | 834                        | 2.42                             |
| 4 years .....   | 6 919                                   | 245              | 218              | 797              | 1 378            | 1 291            | 1 545            | 525              | 173              | 72               | 23             | 653                        | 2.71                             |
| College: 1 year or more .....   | 1 856                                   | 97               | 42               | 114              | 106              | 165              | 431              | 399              | 145              | 32               | -              | 324                        | 3.65                             |
| Female, total .....   | 18 673                                  | 2 214            | 3 510            | 3 741            | 3 481            | 1 462            | 1 703            | 377              | 144              | 94               | 23             | 1 924                      | 1.89                             |
| Elementary: 7 years or less .....                                     | 2 146                                   | 406              | 770              | 216              | 302              | 25               | 123              | 74               | -                | -                | -              | 228                        | 1.51                             |
| 8 years .....   | 1 375                                   | 350              | 269              | 442              | 119              | 47               | 25               | -                | -                | 23               | -              | 98                         | 1.62                             |
| High school: 1 to 3 years .....                                       | 5 787                                   | 982              | 1 335            | 1 512            | 880              | 333              | 144              | 23               | -                | -                | -              | 577                        | 1.68                             |
| 4 years .....   | 7 004                                   | 355              | 1 063            | 1 196            | 1 776            | 774              | 822              | 186              | 72               | -                | -              | 761                        | 2.14                             |
| College: 1 year or more .....   | 2 362                                   | 121              | 72               | 374              | 403              | 282              | 589              | 94               | 72               | 70               | 23             | 260                        | 2.71                             |
| <b>FAMILY SIZE BY FAMILY HEAD<sup>3</sup></b>                         |   |                  |                  |                  |                  |                  |                  |                  |                  |                  |                |                            |                                  |
| Male head, total .....  | 10 136                                  | 309              | 335              | 1 130            | 2 180            | 1 937            | 2 221            | 772              | 240              | 48               | -              | 960                        | 2.68                             |
| Males heading families with-  |   |                  |                  |                  |                  |                  |                  |                  |                  |                  |                |                            |                                  |
| 2 persons .....   | 248                                     | -                | 23               | 55               | 23               | 101              | 23               | -                | -                | -                | -              | 23                         | 2.56                             |
| 3 persons .....   | 2 566                                   | 119              | 97               | 282              | 452              | 519              | 400              | 260              | 70               | 48               | -              | 320                        | 2.69                             |
| 4 persons .....   | 2 536                                   | 70               | 120              | 261              | 634              | 493              | 466              | 163              | 72               | -                | -              | 255                        | 2.57                             |
| 5 persons .....   | 1 393                                   | 47               | 49               | 25               | 256              | 283              | 400              | 116              | 25               | -                | -              | 191                        | 2.90                             |
| 6 persons .....   | 1 370                                   | 74               | -                | 173              | 213              | 259              | 458              | 94               | 23               | -                | -              | 77                         | 2.91                             |
| 7 persons or more .....   | 2 022                                   | -                | 47               | 335              | 602              | 282              | 473              | 140              | 49               | -                | -              | 95                         | 2.48                             |
| Female head, total .....  | 4 491                                   | 556              | 835              | 1 014            | 639              | 429              | 452              | 165              | 70               | -                | 23             | 308                        | 1.88                             |
| Females heading families with-  |   |                  |                  |                  |                  |                  |                  |                  |                  |                  |                |                            |                                  |
| 2 persons .....   | 953                                     | 145              | 241              | 164              | 94               | 24               | 98               | 70               | 23               | -                | -              | 94                         | 1.71                             |
| 3 persons .....   | 1 157                                   | 95               | 142              | 355              | 46               | 191              | 165              | 46               | 46               | -                | 23             | 47                         | 1.96                             |
| 4 persons .....   | 908                                     | 99               | 193              | 119              | 191              | 47               | 95               | 23               | -                | -                | -              | 142                        | 1.91                             |
| 5 persons .....   | 446                                     | 47               | 117              | 47               | 140              | 49               | 47               | -                | -                | -                | -              | -                          | 2.04                             |
| 6 persons .....   | 308                                     | 23               | 49               | 166              | 23               | 47               | -                | -                | -                | -                | -              | -                          | 1.80                             |
| 7 persons or more .....   | 718                                     | 146              | 93               | 163              | 146              | 72               | 47               | 25               | -                | -                | -              | 25                         | 1.86                             |

<sup>1</sup> Not used in computing median.

<sup>2</sup> Persons 16 to 64 years, not in school.

<sup>3</sup> Families with children under 18 years; family heads 16 to 64 years, not in school.

Table 10. Hourly Earnings of Full-Time Wage and Salary Workers, by Major Occupation and Industry Groups and Hours of Work: All Races

[Limited to persons 16 to 64 years, not in school.]

| Major Occupation Group<br>Major Industry Group<br>Hours of Work | Total full-time wage and salary workers | Hourly earnings  |                  |                  |                  |                  |                  |                  |                  |                  |                |                            | Median hourly earnings (dollars) |
|---|---|------------------|------------------|------------------|------------------|------------------|------------------|------------------|------------------|------------------|----------------|----------------------------|----------------------------------|
|   |   | Less than \$1.25 | \$1.25 to \$1.59 | \$1.60 to \$1.99 | \$2.00 to \$2.49 | \$2.50 to \$2.99 | \$3.00 to \$3.99 | \$4.00 to \$4.99 | \$5.00 to \$5.99 | \$6.00 to \$7.49 | \$7.50 or more | Not available <sup>1</sup> |                                  |
| <b>MAJOR OCCUPATION GROUP</b>                                   |   |                  |                  |                  |                  |                  |                  |                  |                  |                  |                |                            |                                  |
| Total employed  | 48 806                                  | 3 822            | 5 201            | 7 693            | 9 869            | 6 999            | 7 189            | 1 943            | 711              | 395              | 72             | 4 913                      | 2.28                             |
| Professional and technical                                      | 2 205                                   | 119              | 75               | 72               | 409              | 249              | 356              | 203              | 123              | 129              | 23             | 446                        | 2.96                             |
| Managerial and administrative                                   | 1 006                                   | 96               | 89               | 97               | 67               | 79               | 301              | 52               | 51               | 30               | -              | 145                        | 3.09                             |
| Sales   | 1 293                                   | 96               | 99               | 247              | 152              | 151              | 227              | 47               | 23               | -                | -              | 251                        | 2.26                             |
| Clerical  | 7 554                                   | 314              | 400              | 855              | 1 707            | 1 170            | 1 575            | 527              | 142              | 78               | -              | 785                        | 2.57                             |
| Craftsmen and foremen   | 5 093                                   | 259              | 202              | 437              | 1 054            | 1 033            | 1 046            | 339              | 241              | 83               | 23             | 376                        | 2.70                             |
| Operatives, except transportation                               | 9 731                                   | 530              | 1 444            | 2 059            | 2 135            | 1 307            | 1 259            | 296              | 24               | 29               | -              | 650                        | 2.13                             |
| Transport equipment operatives                                  | 4 257                                   | 145              | 192              | 619              | 971              | 744              | 839              | 172              | -                | 23               | 26             | 525                        | 2.49                             |
| Laborers, except farm   | 4 773                                   | 123              | 329              | 790              | 1 201            | 1 080            | 705              | 115              | 81               | -                | -              | 347                        | 2.41                             |
| Service workers, except private household                       | 10 264                                  | 1 117            | 1 560            | 2 207            | 2 027            | 1 185            | 881              | 167              | 25               | -                | -              | 1 095                      | 1.95                             |
| Private household workers                                       | 2 581                                   | 1 022            | 810              | 308              | 123              | -                | -                | -                | -                | -                | -              | 294                        | 1.30                             |
| Farmers and farm managers                                       | -                                       | -                | -                | -                | -                | -                | -                | -                | -                | -                | -              | -                          | .00                              |
| Farm laborers and foremen                                       | 49                                      | -                | -                | -                | 23               | -                | -                | 25               | -                | -                | -              | -                          | .00                              |
| Not available   | -                                       | -                | -                | -                | -                | -                | -                | -                | -                | -                | -              | -                          | 4.04                             |
|   |   |                  |                  |                  |                  |                  |                  |                  |                  |                  |                |                            | .00                              |
| Male, total   | 27 614                                  | 1 349            | 1 386            | 3 530            | 5 821            | 5 129            | 5 273            | 1 458            | 567              | 244              | 49             | 2 809                      | 2.55                             |
| Professional and technical                                      | 733                                     | 70               | -                | -                | 50               | 130              | 93               | 78               | 74               | 53               | -              | 184                        | 3.39                             |
| Managerial and administrative                                   | 715                                     | 96               | 19               | 25               | 23               | 79               | 273              | 23               | 26               | 30               | -              | 122                        | 3.29                             |
| Sales   | 731                                     | 47               | 52               | 105              | 49               | 76               | 178              | 23               | 26               | -                | -              | 177                        | 2.66                             |
| Clerical  | 2 616                                   | 49               | 151              | 191              | 493              | 415              | 627              | 339              | 72               | 26               | -              | 253                        | 2.87                             |
| Craftsmen and foremen   | 4 550                                   | 207              | 178              | 342              | 858              | 907              | 1 046            | 339              | 241              | 83               | 23             | 325                        | 2.79                             |
| Operatives, except transportation                               | 5 337                                   | 289              | 314              | 659              | 1 211            | 1 068            | 1 064            | 272              | 24               | 29               | -              | 409                        | 2.51                             |
| Transport equipment operatives                                  | 4 208                                   | 145              | 192              | 619              | 971              | 721              | 814              | 172              | -                | 23               | 26             | 525                        | 2.48                             |
| Laborers, except farm   | 4 540                                   | 123              | 262              | 721              | 1 129            | 1 080            | 681              | 115              | 81               | -                | -              | 347                        | 2.44                             |
| Service workers, except private household                       | 4 099                                   | 323              | 187              | 868              | 1 037            | 652              | 498              | 70               | 25               | -                | -              | 439                        | 2.23                             |
| Private household workers                                       | 60                                      | -                | 32               | -                | -                | -                | -                | -                | -                | -                | -              | 28                         | 1.42                             |
| Farmers and farm managers                                       | -                                       | -                | -                | -                | -                | -                | -                | -                | -                | -                | -              | -                          | .00                              |
| Farm laborers and foremen                                       | 25                                      | -                | -                | -                | -                | -                | -                | -                | -                | -                | -              | -                          | .00                              |
| Not available   | -                                       | -                | -                | -                | -                | -                | -                | 25               | -                | -                | -              | -                          | 4.50                             |
|   |   |                  |                  |                  |                  |                  |                  |                  |                  |                  |                |                            | .00                              |
| Female, total   | 21 192                                  | 2 473            | 3 814            | 4 163            | 4 048            | 1 870            | 1 916            | 486              | 144              | 151              | 23             | 2 105                      | 1.92                             |
| Professional and technical                                      | 1 473                                   | 49               | 75               | 72               | 360              | 119              | 263              | 125              | 49               | 75               | 23             | 262                        | 2.76                             |
| Managerial and administrative                                   | 292                                     | -                | 71               | 72               | 44               | -                | 29               | 28               | 25               | -                | -              | 24                         | 1.95                             |
| Sales   | 562                                     | 49               | 47               | 142              | 103              | 75               | 49               | 23               | -                | -                | -              | 74                         | 2.03                             |
| Clerical  | 4 938                                   | 265              | 249              | 664              | 1 214            | 755              | 948              | 188              | 70               | 52               | -              | 533                        | 2.44                             |
| Craftsmen and foremen   | 543                                     | 52               | 23               | 95               | 196              | 126              | -                | -                | -                | -                | -              | 51                         | 2.22                             |
| Operatives, except transportation                               | 4 394                                   | 241              | 1 130            | 1 401            | 923              | 239              | 195              | 23               | -                | -                | -              | 241                        | 1.80                             |
| Transport equipment operatives                                  | 49                                      | -                | -                | -                | -                | 23               | 25               | -                | -                | -                | -              | -                          | 3.04                             |
| Laborers, except farm   | 233                                     | -                | 68               | 70               | 72               | -                | 23               | -                | -                | -                | -              | -                          | 1.88                             |
| Service workers, except private household                       | 6 166                                   | 794              | 1 373            | 1 340            | 989              | 533              | 384              | 98               | -                | -                | -              | 656                        | 1.78                             |
| Private household workers                                       | 2 521                                   | 1 022            | 779              | 308              | 123              | -                | -                | -                | -                | -                | -              | 265                        | 1.30                             |
| Farmers and farm managers                                       | -                                       | -                | -                | -                | -                | -                | -                | -                | -                | -                | -              | -                          | .00                              |
| Farm laborers and foremen                                       | 23                                      | -                | -                | -                | 23               | -                | -                | -                | -                | -                | -              | -                          | .00                              |
| Not available   | -                                       | -                | -                | -                | -                | -                | -                | -                | -                | -                | -              | -                          | 2.25                             |
|   |   |                  |                  |                  |                  |                  |                  |                  |                  |                  |                |                            | .00                              |
| <b>MAJOR INDUSTRY GROUP</b>                                     |   |                  |                  |                  |                  |                  |                  |                  |                  |                  |                |                            |                                  |
| Male, total   | 27 614                                  | 1 349            | 1 386            | 3 530            | 5 821            | 5 129            | 5 273            | 1 458            | 567              | 244              | 49             | 2 809                      | 2.55                             |
| <b>Private Wage and Salary Worker</b>                           |   |                  |                  |                  |                  |                  |                  |                  |                  |                  |                |                            |                                  |
| Agriculture, forestry, and fisheries                            | 110                                     | -                | -                | -                | 55               | 23               | -                | -                | -                | -                | -              | 32                         | 2.36                             |
| Mining  | 23                                      | -                | -                | -                | -                | -                | -                | -                | -                | -                | -              | 23                         | .00                              |
| Construction  | 2 637                                   | 165              | 72               | 260              | 420              | 474              | 608              | 107              | 137              | 29               | 23             | 343                        | 2.74                             |
| Durable goods manufacturing                                     | 3 508                                   | 132              | 150              | 411              | 652              | 724              | 736              | 289              | 97               | 58               | -              | 259                        | 2.71                             |
| Nondurable goods manufacturing                                  | 3 261                                   | 145              | 94               | 415              | 1 013            | 860              | 432              | 174              | -                | -                | -              | 130                        | 2.46                             |
| Transportation, communication, and other public utilities       | 2 601                                   | 49               | 209              | 234              | 367              | 370              | 723              | 174              | 55               | 46               | 26             | 347                        | 2.86                             |
| Wholesale and retail trade                                      | 6 646                                   | 254              | 244              | 1 013            | 1 707            | 1 092            | 1 301            | 117              | 77               | 54               | -              | 788                        | 2.43                             |
| Finance, insurance, and real estate                             | 760                                     | 29               | 29               | 77               | 267              | 204              | 108              | 23               | -                | -                | -              | 23                         | 2.44                             |
| Business and repair services                                    | 1 530                                   | 65               | 146              | 399              | 272              | 360              | 154              | 32               | -                | -                | -              | 102                        | 2.21                             |
| Personal services   | 978                                     | 132              | 206              | 222              | 122              | 69               | 95               | -                | -                | -                | -              | 131                        | 1.75                             |
| Professional services and entertainment                         | 1 630                                   | 257              | 149              | 156              | 356              | 177              | 194              | 128              | 26               | -                | -              | 187                        | 2.24                             |
| <b>Government<sup>2</sup></b>                                   |   |                  |                  |                  |                  |                  |                  |                  |                  |                  |                |                            |                                  |
| Educational services  | 546                                     | 23               | 23               | 46               | 116              | 23               | 148              | 31               | 25               | -                | -              | 110                        | 2.95                             |
| All other government services                                   | 3 383                                   | 97               | 65               | 297              | 475              | 752              | 773              | 384              | 151              | 58               | -              | 332                        | 2.91                             |
| Not available   | -                                       | -                | -                | -                | -                | -                | -                | -                | -                | -                | -              | -                          | .00                              |
| Female, total   | 21 192                                  | 2 473            | 3 814            | 4 163            | 4 048            | 1 870            | 1 916            | 486              | 144              | 151              | 23             | 2 105                      | 1.92                             |
| <b>Private Wage and Salary Worker</b>                           |   |                  |                  |                  |                  |                  |                  |                  |                  |                  |                |                            |                                  |
| Agriculture, forestry, and fisheries                            | -                                       | -                | -                | -                | -                | -                | -                | -                | -                | -                | -              | -                          | .00                              |
| Mining  | -                                       | -                | -                | -                | -                | -                | -                | -                | -                | -                | -              | -                          | .00                              |
| Construction  | 26                                      | -                | -                | -                | 26               | -                | -                | -                | -                | -                | -              | -                          | 2.25                             |
| Durable goods manufacturing                                     | 940                                     | 95               | 149              | 213              | 199              | 121              | 70               | -                | -                | -                | -              | 93                         | 1.94                             |
| Nondurable goods manufacturing                                  | 2 323                                   | 51               | 430              | 852              | 592              | 267              | 54               | 23               | -                | 29               | -              | 25                         | 1.92                             |
| Transportation, communication, and other public utilities       | 827                                     | 25               | 95               | 116              | 232              | 182              | 77               | 23               | -                | -                | -              | 76                         | 2.30                             |
| Wholesale and retail trade                                      | 4 044                                   | 511              | 717              | 906              | 1 058            | 250              | 217              | -                | -                | -                | -              | 386                        | 1.88                             |
| Finance, insurance, and real estate                             | 1 201                                   | 121              | 49               | 95               | 211              | 191              | 237              | 52               | 23               | -                | -              | 221                        | 2.57                             |
| Business and repair services                                    | 286                                     | -                | 23               | 69               | 116              | -                | 29               | -                | -                | -                | -              | 49                         | 2.11                             |
| Personal services   | 4 879                                   | 1 335            | 1 669            | 863              | 361              | 47               | 47               | 26               | -                | 23               | -              | 508                        | 1.43                             |
| Professional services and entertainment                         | 2 638                                   | 190              | 394              | 530              | 559              | 337              | 239              | 72               | 23               | -                | 23             | 269                        | 2.07                             |
| <b>Government<sup>2</sup></b>                                   |   |                  |                  |                  |                  |                  |                  |                  |                  |                  |                |                            |                                  |
| Educational services  | 1 468                                   | 48               | 96               | 191              | 220              | 96               | 308              | 97               | 25               | 75               | -              | 312                        | 2.62                             |
| All other government services                                   | 2 561                                   | 96               | 193              | 329              | 473              | 379              | 638              | 193              | 72               | 23               | -              | 165                        | 2.67                             |
| Not available   | -                                       | -                | -                | -                | -                | -                | -                | -                | -                | -                | -              | -                          | .00                              |

<sup>1</sup>Not used in computing median. <sup>2</sup>Government class of worker.

Table 10. Hourly Earnings of Full-Time Wage and Salary Workers, by Major Occupation and Industry Groups and Hours of Work: All Races—Continued

[Limited to persons 16 to 64 years, not in school]

| Major Occupation Group<br>Major Industry Group<br>Hours of Work | Total<br>full-time<br>wage and<br>salary<br>workers | Hourly earnings     |                     |                     |                     |                     |                     |                     |                     |                     |                   |                               | Median<br>hourly<br>earnings<br>(dollars) |
|---|---|---------------------|---------------------|---------------------|---------------------|---------------------|---------------------|---------------------|---------------------|---------------------|-------------------|-------------------------------|---|
|   |   | Less than<br>\$1.25 | \$1.25 to<br>\$1.59 | \$1.60 to<br>\$1.99 | \$2.00 to<br>\$2.49 | \$2.50 to<br>\$2.99 | \$3.00 to<br>\$3.99 | \$4.00 to<br>\$4.99 | \$5.00 to<br>\$5.99 | \$6.00 to<br>\$7.49 | \$7.50 or<br>more | Not<br>available <sup>1</sup> |   |
| <b>HOURS OF WORK</b>  |   |                     |                     |                     |                     |                     |                     |                     |                     |                     |                   |                               |   |
| Male, total .....   | 27 614  | 1 349               | 1 386               | 3 530               | 5 821               | 5 129               | 5 273               | 1 458               | 567                 | 244                 | 49                | 2 809                         | 2.55                                      |
| 35 to 39 hours .....  | 1 359   | 156                 | 140                 | 212                 | 234                 | 238                 | 249                 | 23                  | 32                  | 25                  | -                 | 51                            | 2.34                                      |
| 40 hours .....  | 17 212  | 455                 | 733                 | 1 381               | 3 521               | 3 542               | 3 940               | 1 126               | 427                 | 196                 | 49                | 1 841                         | 2.73                                      |
| 41 to 47 hours .....  | 2 659   | 192                 | 111                 | 585                 | 613                 | 473                 | 322                 | 85                  | -                   | 23                  | -                 | 256                           | 2.30                                      |
| 48 hours .....  | 2 075   | 119                 | 119                 | 566                 | 456                 | 276                 | 311                 | 52                  | 23                  | -                   | -                 | 154                           | 2.21                                      |
| 49 to 59 hours .....  | 2 507   | 179                 | 187                 | 559                 | 583                 | 378                 | 188                 | 70                  | 55                  | -                   | -                 | 308                           | 2.15                                      |
| 60 hours or more .....  | 1 800   | 248                 | 96                  | 227                 | 414                 | 221                 | 263                 | 102                 | 30                  | -                   | -                 | 199                           | 2.29                                      |
| Female, total, .....  | 21 192  | 2 473               | 3 814               | 4 163               | 4 048               | 1 870               | 1 916               | 486                 | 144                 | 151                 | 23                | 2 105                         | 1.92                                      |
| 35 to 39 hours .....  | 2 635   | 295                 | 435                 | 677                 | 503                 | 234                 | 144                 | 49                  | -                   | 23                  | -                 | 274                           | 1.87                                      |
| 40 hours .....  | 14 271  | 1 148               | 2 524               | 2 746               | 2 991               | 1 344               | 1 559               | 414                 | 95                  | 99                  | 23                | 1 327                         | 2.02                                      |
| 41 to 47 hours .....  | 1 381   | 149                 | 221                 | 388                 | 219                 | 145                 | 118                 | 23                  | -                   | -                   | -                 | 95                            | 1.89                                      |
| 48 hours .....  | 892   | 222                 | 246                 | 112                 | 144                 | 48                  | 23                  | -                   | -                   | -                   | -                 | 96                            | 1.52                                      |
| 49 to 59 hours .....  | 1 429   | 487                 | 290                 | 170                 | 95                  | 99                  | 72                  | -                   | -                   | -                   | -                 | 217                           | 1.39                                      |
| 60 hours or more .....  | 585   | 172                 | 98                  | 70                  | 96                  | -                   | -                   | -                   | 25                  | 29                  | -                 | 95                            | 1.55                                      |

<sup>1</sup> Not used in computing median.

**Table 10a. Hourly Earnings of Full-Time Wage and Salary Workers, by Major Occupation and Industry Groups and Hours of Work: Negro**

[Limited to persons 16 to 64 years, not in school]

| Major Occupation Group<br>Major Industry Group<br>Hours of Work | Total full-time wage and salary workers | Hourly earnings  |                  |                  |                  |                  |                  |                  |                  |                  |                | Median hourly earnings (dollars) |                            |
|---|---|------------------|------------------|------------------|------------------|------------------|------------------|------------------|------------------|------------------|----------------|----------------------------------|----------------------------|
|   |   | Less than \$1.25 | \$1.25 to \$1.59 | \$1.60 to \$1.99 | \$2.00 to \$2.49 | \$2.50 to \$2.99 | \$3.00 to \$3.99 | \$4.00 to \$4.99 | \$5.00 to \$5.99 | \$6.00 to \$7.49 | \$7.50 or more |                                  | Not available <sup>1</sup> |
| <b>MAJOR OCCUPATION GROUP</b>                                   |   |                  |                  |                  |                  |                  |                  |                  |                  |                  |                |                                  |                            |
| Total employed .....  | 41 917                                  | 3 114            | 4 673            | 6 890            | 8 587            | 5 902            | 5 996            | 1 669            | 571              | 197              | 47             | 4 271                            | 2.25                       |
| Professional and technical .....                                | 1 736                                   | 96               | 47               | 46               | 357              | 194              | 261              | 149              | 123              | 72               | 23             | 369                              | 2.89                       |
| Managerial and administrative .....                             | 816                                     | 96               | 89               | 97               | 67               | 79               | 220              | 23               | 25               | -                | -              | 119                              | 2.65                       |
| Sales .....   | 885                                     | 72               | 70               | 167              | 72               | 70               | 197              | 47               | 23               | -                | -              | 167                              | 2.35                       |
| Clerical .....  | 6 443                                   | 246              | 318              | 775              | 1 498            | 873              | 1 417            | 476              | 142              | 23               | -              | 674                              | 2.56                       |
| Craftsmen and foremen .....                                     | 3 546                                   | 78               | 178              | 336              | 797              | 722              | 673              | 228              | 185              | 55               | 23             | 269                              | 2.68                       |
| Operatives, except transportation .....                         | 8 452                                   | 393              | 1 247            | 1 794            | 1 861            | 1 227            | 1 049            | 266              | 24               | -                | -              | 591                              | 2.15                       |
| Transport equipment operatives .....                            | 3 726                                   | 126              | 112              | 568              | 890              | 661              | 703              | 172              | -                | 23               | -              | 470                              | 2.48                       |
| Laborers, except farm .....                                     | 4 284                                   | 75               | 294              | 743              | 1 089            | 997              | 624              | 115              | 23               | -                | -              | 324                              | 2.80                       |
| Service workers, except private household .....                 | 9 481                                   | 967              | 1 508            | 2 055            | 1 835            | 1 079            | 853              | 167              | 25               | -                | -              | 953                              | 1.95                       |
| Private household workers .....                                 | 2 499                                   | 966              | 810              | 308              | 98               | -                | -                | -                | -                | 23               | -              | 294                              | 1.31                       |
| Farmers and farm managers .....                                 | -                                       | -                | -                | -                | -                | -                | -                | -                | -                | -                | -              | -                                | .00                        |
| Farm laborers and foremen .....                                 | 49                                      | -                | -                | -                | 23               | -                | -                | 25               | -                | -                | -              | -                                | 4.04                       |
| Not available .....   | -                                       | -                | -                | -                | -                | -                | -                | -                | -                | -                | -              | -                                | .00                        |
| Male, total .....   | 23 244                                  | 900              | 1 164            | 3 149            | 5 106            | 4 440            | 4 293            | 1 292            | 428              | 103              | 23             | 2 347                            | 2.53                       |
| Professional and technical .....                                | 479                                     | 47               | -                | -                | 23               | 75               | 23               | 78               | 74               | 25               | -              | 133                              | 4.06                       |
| Managerial and administrative .....                             | 581                                     | 96               | 19               | 25               | 23               | 79               | 220              | 23               | -                | -                | -              | 96                               | 3.12                       |
| Sales .....   | 458                                     | 23               | 24               | 25               | 25               | 47               | 149              | 23               | 23               | -                | -              | 118                              | 3.17                       |
| Clerical .....  | 2 356                                   | 25               | 125              | 191              | 467              | 338              | 598              | 314              | 72               | -                | -              | 225                              | 2.90                       |
| Craftsmen and foremen .....                                     | 3 166                                   | 55               | 155              | 240              | 656              | 650              | 673              | 228              | 185              | 55               | 23             | 244                              | 2.77                       |
| Operatives, except transportation .....                         | 4 712                                   | 177              | 284              | 659              | 1 077            | 1 016            | 883              | 243              | 24               | -                | -              | 350                              | 2.51                       |
| Transport equipment operatives .....                            | 3 677                                   | 126              | 112              | 568              | 890              | 638              | 678              | 172              | -                | 23               | -              | 470                              | 2.47                       |
| Laborers, except farm .....                                     | 4 051                                   | 75               | 226              | 674              | 1 017            | 997              | 600              | 115              | 23               | -                | -              | 324                              | 2.44                       |
| Service workers, except private household .....                 | 3 679                                   | 276              | 187              | 766              | 927              | 600              | 469              | 70               | 25               | -                | -              | 358                              | 2.25                       |
| Private household workers .....                                 | 60                                      | -                | 32               | -                | -                | -                | -                | -                | -                | -                | -              | 28                               | 1.42                       |
| Farmers and farm managers .....                                 | -                                       | -                | -                | -                | -                | -                | -                | -                | -                | -                | -              | -                                | .00                        |
| Farm laborers and foremen .....                                 | 25                                      | -                | -                | -                | -                | -                | -                | 25               | -                | -                | -              | -                                | 4.50                       |
| Not available .....   | -                                       | -                | -                | -                | -                | -                | -                | -                | -                | -                | -              | -                                | .00                        |
| Female, total .....   | 18 673                                  | 2 214            | 3 510            | 3 741            | 3 481            | 1 462            | 1 703            | 377              | 144              | 94               | 23             | 1 924                            | 1.89                       |
| Professional and technical .....                                | 1 257                                   | 49               | 47               | 46               | 334              | 119              | 237              | 71               | 49               | 47               | 23             | 236                              | 2.70                       |
| Managerial and administrative .....                             | 235                                     | -                | 71               | 72               | 44               | -                | -                | -                | 25               | -                | -              | 24                               | 1.80                       |
| Sales .....   | 428                                     | 49               | 47               | 142              | 46               | 23               | 49               | 23               | 46               | -                | -              | 48                               | 1.87                       |
| Clerical .....  | 4 087                                   | 221              | 193              | 584              | 1 031            | 535              | 819              | 162              | 70               | 23               | -              | 450                              | 2.42                       |
| Craftsmen and foremen .....                                     | 381                                     | 23               | 23               | 95               | 141              | 72               | -                | -                | -                | -                | -              | 25                               | 2.17                       |
| Operatives, except transportation .....                         | 3 740                                   | 216              | 963              | 1 136            | 784              | 211              | 166              | 23               | -                | -                | -              | 241                              | 1.81                       |
| Transport equipment operatives .....                            | 49                                      | -                | -                | -                | -                | 23               | 25               | -                | -                | -                | -              | -                                | 3.04                       |
| Laborers, except farm .....                                     | 233                                     | -                | 68               | 70               | 72               | -                | 23               | -                | -                | -                | -              | -                                | 1.88                       |
| Service workers, except private household .....                 | 5 802                                   | 691              | 1 320            | 1 288            | 908              | 478              | 384              | 98               | -                | -                | -              | 635                              | 1.78                       |
| Private household workers .....                                 | 2 439                                   | 966              | 779              | 308              | 98               | -                | -                | -                | -                | 23               | -              | 265                              | 1.30                       |
| Farmers and farm managers .....                                 | -                                       | -                | -                | -                | -                | -                | -                | -                | -                | -                | -              | -                                | .00                        |
| Farm laborers and foremen .....                                 | 23                                      | -                | -                | -                | 23               | -                | -                | -                | -                | -                | -              | -                                | 2.25                       |
| Not available .....   | -                                       | -                | -                | -                | -                | -                | -                | -                | -                | -                | -              | -                                | .00                        |
| <b>MAJOR INDUSTRY GROUP</b>                                     |   |                  |                  |                  |                  |                  |                  |                  |                  |                  |                |                                  |                            |
| Male, total .....   | 23 244                                  | 900              | 1 164            | 3 149            | 5 106            | 4 440            | 4 293            | 1 292            | 428              | 103              | 23             | 2 347                            | 2.53                       |
| <b>Private Wage and Salary Worker</b>                           |   |                  |                  |                  |                  |                  |                  |                  |                  |                  |                |                                  |                            |
| Agriculture, forestry, and fisheries .....                      | 110                                     | -                | -                | -                | 55               | 23               | -                | -                | -                | -                | -              | 32                               | 2.36                       |
| Mining .....  | 23                                      | -                | -                | -                | -                | -                | -                | -                | -                | -                | -              | 23                               | .00                        |
| Construction .....  | 2 232                                   | 109              | 72               | 231              | 338              | 474              | 478              | 78               | 107              | -                | 23             | 321                              | 2.72                       |
| Durable goods manufacturing .....                               | 2 836                                   | 78               | 120              | 383              | 549              | 643              | 547              | 235              | 70               | 32               | -              | 178                              | 2.67                       |
| Nondurable goods manufacturing .....                            | 2 661                                   | 93               | 94               | 415              | 771              | 732              | 281              | 174              | -                | -                | -              | 101                              | 2.46                       |
| Transportation, communication, and other .....                  | -                                       | -                | -                | -                | -                | -                | -                | -                | -                | -                | -              | -                                | -                          |
| public utilities .....  | 2 326                                   | 49               | 153              | 234              | 339              | 344              | 694              | 148              | 25               | 46               | -              | 292                              | 2.85                       |
| Wholesale and retail trade .....                                | 5 792                                   | 228              | 244              | 887              | 1 576            | 960              | 1 082            | 117              | 23               | 25               | -              | 650                              | 2.40                       |
| Finance, insurance, and real estate .....                       | 619                                     | -                | -                | 77               | 267              | 150              | 78               | 23               | -                | -                | -              | 23                               | 2.41                       |
| Business and repair services .....                              | 1 152                                   | 47               | 67               | 274              | 272              | 258              | 100              | 32               | -                | -                | -              | 102                              | 2.27                       |
| Personal services .....   | 874                                     | 127              | 206              | 173              | 122              | 69               | 70               | -                | -                | -                | -              | 108                              | 1.72                       |
| Professional services and entertainment .....                   | 1 119                                   | 72               | 120              | 156              | 306              | 121              | 117              | 70               | 26               | -                | -              | 132                              | 2.26                       |
| <b>Government<sup>2</sup></b>                                   |   |                  |                  |                  |                  |                  |                  |                  |                  |                  |                |                                  |                            |
| Educational services .....                                      | 447                                     | -                | 23               | 46               | 116              | 23               | 101              | 31               | 25               | -                | -              | 80                               | 2.49                       |
| All other government services .....                             | 3 053                                   | 97               | 65               | 274              | 394              | 640              | 745              | 384              | 151              | -                | -              | 304                              | 2.95                       |
| Not available .....   | -                                       | -                | -                | -                | -                | -                | -                | -                | -                | -                | -              | -                                | .00                        |
| Female, total .....   | 18 673                                  | 2 214            | 3 510            | 3 741            | 3 481            | 1 462            | 1 703            | 377              | 144              | 94               | 23             | 1 924                            | 1.89                       |
| <b>Private Wage and Salary Worker</b>                           |   |                  |                  |                  |                  |                  |                  |                  |                  |                  |                |                                  |                            |
| Agriculture, forestry, and fisheries .....                      | -                                       | -                | -                | -                | -                | -                | -                | -                | -                | -                | -              | -                                | .00                        |
| Mining .....  | -                                       | -                | -                | -                | -                | -                | -                | -                | -                | -                | -              | -                                | .00                        |
| Construction .....  | -                                       | -                | -                | -                | -                | -                | -                | -                | -                | -                | -              | -                                | .00                        |
| Durable goods manufacturing .....                               | 785                                     | 95               | 121              | 189              | 144              | 96               | 47               | -                | -                | -                | -              | 93                               | 1.88                       |
| Nondurable goods manufacturing .....                            | 1 613                                   | 25               | 263              | 585              | 455              | 211              | 25               | 23               | -                | -                | -              | 25                               | 1.95                       |
| Transportation, communication, and other .....                  | -                                       | -                | -                | -                | -                | -                | -                | -                | -                | -                | -              | -                                | -                          |
| public utilities .....  | 658                                     | 25               | 95               | 116              | 232              | 71               | 49               | 23               | -                | -                | -              | 47                               | 2.15                       |
| Wholesale and retail trade .....                                | 3 479                                   | 402              | 689              | 829              | 862              | 193              | 191              | -                | -                | -                | -              | 314                              | 1.85                       |
| Finance, insurance, and real estate .....                       | 994                                     | 72               | 49               | 95               | 211              | 142              | 185              | 23               | 23               | -                | -              | 193                              | 2.44                       |
| Business and repair services .....                              | 231                                     | -                | 23               | 69               | 116              | -                | -                | -                | -                | -                | -              | 23                               | 2.05                       |
| Personal services .....   | 4 663                                   | 1 279            | 1 640            | 809              | 310              | 47               | 47               | -                | -                | 23               | -              | 508                              | 1.42                       |
| Professional services and entertainment .....                   | 2 431                                   | 171              | 342              | 530              | 503              | 309              | 213              | 72               | 23               | -                | 23             | 243                              | 2.06                       |
| <b>Government<sup>2</sup></b>                                   |   |                  |                  |                  |                  |                  |                  |                  |                  |                  |                |                                  |                            |
| Educational services .....                                      | 1 364                                   | 48               | 96               | 191              | 197              | 70               | 308              | 71               | 25               | 47               | -              | 312                              | 2.49                       |
| All other government services .....                             | 2 454                                   | 96               | 193              | 329              | 450              | 324              | 638              | 164              | 72               | 23               | -              | 165                              | 2.66                       |
| Not available .....   | -                                       | -                | -                | -                | -                | -                | -                | -                | -                | -                | -              | -                                | .00                        |

<sup>1</sup> Not used in computing median. <sup>2</sup> Government class of worker.

Table 10a. Hourly Earnings of Full-Time Wage and Salary Workers, by Major Occupation and Industry Groups and Hours of Work: Negro-Continued

[Limited to persons 16 to 64 years, not in school]

| Major Occupation Group<br>Major Industry Group<br>Hours of Work | Total<br>full-time<br>wage and<br>salary<br>workers | Hourly earnings     |                     |                     |                     |                     |                     |                     |                     |                     |                   |                               | Median<br>hourly<br>earnings<br>(dollars) |
|---|---|---------------------|---------------------|---------------------|---------------------|---------------------|---------------------|---------------------|---------------------|---------------------|-------------------|-------------------------------|---|
|   |   | Less than<br>\$1.25 | \$1.25 to<br>\$1.59 | \$1.60 to<br>\$1.99 | \$2.00 to<br>\$2.49 | \$2.50 to<br>\$2.99 | \$3.00 to<br>\$3.99 | \$4.00 to<br>\$4.99 | \$5.00 to<br>\$5.99 | \$6.00 to<br>\$7.49 | \$7.50 or<br>more | Not<br>available <sup>1</sup> |   |
| <b>HOURS OF WORK</b>  |   |                     |                     |                     |                     |                     |                     |                     |                     |                     |                   |                               |   |
| Male, total .....   | 23 244  | 900                 | 1 164               | 3 149               | 5 106               | 4 440               | 4 293               | 1 292               | 428                 | 103                 | 23                | 2 347                         | 2.53                                      |
| 35 to 39 hours .....  | 1 169   | 100                 | 135                 | 212                 | 205                 | 212                 | 197                 | 23                  | 32                  | 25                  | -                 | 28                            | 2.33                                      |
| 40 hours .....  | 14 651  | 188                 | 596                 | 1 231               | 3 171               | 3 172               | 3 204               | 1 018               | 318                 | 55                  | 23                | 1 673                         | 2.71                                      |
| 41 to 47 hours .....  | 2 287   | 192                 | 60                  | 557                 | 563                 | 371                 | 236                 | 55                  | -                   | 23                  | -                 | 230                           | 2.24                                      |
| 48 hours .....  | 1 708   | 119                 | 91                  | 540                 | 274                 | 225                 | 259                 | 23                  | 23                  | -                   | -                 | 154                           | 2.12                                      |
| 49 to 59 hours .....  | 1 949   | 125                 | 187                 | 408                 | 504                 | 294                 | 165                 | 70                  | 55                  | -                   | -                 | 141                           | 2.18                                      |
| 60 hours or more .....  | 1 481   | 176                 | 96                  | 201                 | 389                 | 165                 | 232                 | 102                 | -                   | -                   | -                 | 121                           | 2.28                                      |
| Female, total .....   | 18 673  | 2 214               | 3 510               | 3 741               | 3 481               | 1 462               | 1 703               | 377                 | 144                 | 94                  | 23                | 1 924                         | 1.89                                      |
| 35 to 39 hours .....  | 2 230   | 295                 | 435                 | 548                 | 446                 | 121                 | 118                 | 23                  | -                   | 23                  | -                 | 220                           | 1.80                                      |
| 40 hours .....  | 12 842  | 1 022               | 2 357               | 2 610               | 2 584               | 1 105               | 1 372               | 331                 | 95                  | 70                  | 23                | 1 272                         | 1.98                                      |
| 41 to 47 hours .....  | 1 144   | 123                 | 195                 | 259                 | 190                 | 117                 | 118                 | 23                  | 23                  | -                   | -                 | 95                            | 1.94                                      |
| 48 hours .....  | 757   | 168                 | 191                 | 112                 | 144                 | 48                  | 23                  | -                   | -                   | -                   | -                 | 70                            | 1.57                                      |
| 49 to 59 hours .....  | 1 292   | 461                 | 261                 | 142                 | 70                  | 70                  | 72                  | -                   | -                   | -                   | -                 | 217                           | 1.35                                      |
| 60 hours or more .....  | 407   | 146                 | 70                  | 70                  | 47                  | -                   | -                   | -                   | 25                  | -                   | -                 | 49                            | 1.47                                      |

<sup>1</sup> Not used in computing median.



Table 11. Usual Place of Work and Method of Transportation, by Major Occupation and Industry Groups and Family Status: All Races

[Limited to person 16 to 64 years, not in school]

| Major Occupation Group<br>Major Industry Group<br>Family Status | Total employed | Usual place of work is same address each day |                 |                   |               |                     |               | Method of transportation <sup>1</sup> |                    |       |                                    |                        |                   |
|---|----------------|--|-----------------|-------------------|---------------|---------------------|---------------|---------------------------------------|--------------------|-------|------------------------------------|------------------------|-------------------|
|   |                | Within city limits                           |                 |                   |               | Outside city limits | Not available | Bus, trolley, or taxi                 | Subway or railroad | Walk  | Drive alone, carpool, drive others | Ride with someone else | All other methods |
|   |                | Total  | Low-income area | Remainder of city | Not available |                     |               |                                       |                    |       |                                    |                        |                   |
| <b>MAJOR OCCUPATION GROUP</b>                                   |                |  |                 |                   |               |                     |               |                                       |                    |       |                                    |                        |                   |
| Total employed .....  | 68 195         | 49 594                                       | 29 492          | 15 220            | 4 882         | 14 408              | 49            | 24 934                                | 25                 | 6 483 | 27 799                             | 9 521                  | 740               |
| Professional and technical .....                                | 3 474          | 2 733  | 2 022           | 448               | 263           | 592                 | -             | 537                                   | -                  | 328   | 2 214                              | 394                    | 23                |
| Managerial and administrative .....                             | 1 850          | 1 372  | 992             | 252               | 129           | 284                 | -             | 410                                   | -                  | 270   | 1 005                              | 86                     | 132               |
| Sales .....   | 1 727          | 1 226  | 748             | 349               | 129           | 198                 | -             | 540                                   | -                  | 181   | 985                                | 49                     | -                 |
| Clerical .....  | 9 026          | 7 543  | 4 910           | 1 891             | 743           | 1 386               | 25            | 3 416                                 | -                  | 753   | 3 721                              | 1 157                  | 72                |
| Craftsmen and foremen .....                                     | 7 035          | 4 457  | 2 620           | 1 379             | 458           | 1 550               | -             | 1 074                                 | -                  | 774   | 4 039                              | 1 227                  | 30                |
| Operatives, except transportation .....                         | 12 870         | 9 950  | 5 916           | 3 255             | 779           | 2 790               | -             | 4 019                                 | -                  | 1 374 | 5 138                              | 2 626                  | 74                |
| Transport equipment operatives .....                            | 5 154          | 3 811  | 2 187           | 1 314             | 310           | 1 099               | -             | 774                                   | -                  | 249   | 3 450                              | 639                    | 25                |
| Laborers, except farm .....                                     | 6 625          | 3 892  | 2 264           | 1 172             | 456           | 2 017               | 24            | 1 685                                 | 25                 | 797   | 2 791                              | 1 522                  | 90                |
| Service workers, except private household .....                 | 14 321         | 11 626                                       | 7 412           | 3 296             | 918           | 2 381               | -             | 7 750                                 | -                  | 1 612 | 3 738                              | 1 424                  | 148               |
| Private household workers .....                                 | 6 016          | 2 911  | 396             | 1 819             | 697           | 2 089               | -             | 4 707                                 | -                  | 144   | 669                                | 373                    | 144               |
| Farmers and farm managers .....                                 | -              | -  | -               | -                 | -             | -                   | -             | -                                     | -                  | -     | -                                  | -                      | -                 |
| Farm laborers and foremen .....                                 | 96             | 72   | 25              | 47                | -             | 23                  | -             | 24                                    | -                  | -     | 49                                 | 23                     | -                 |
| Not available .....   | -              | -  | -               | -                 | -             | -                   | -             | -                                     | -                  | -     | -                                  | -                      | -                 |
| <b>Male, total</b> .....  | 36 412         | 25 626                                       | 15 482          | 7 661             | 2 483         | 8 190               | 24            | 7 649                                 | 25                 | 4 240 | 19 815                             | 4 932                  | 273               |
| Professional and technical .....                                | 1 125          | 845  | 597             | 176               | 72            | 234                 | -             | 100                                   | -                  | 204   | 749                                | 72                     | -                 |
| Managerial and administrative .....                             | 1 362          | 955  | 680             | 146               | 129           | 237                 | -             | 245                                   | -                  | 244   | 761                                | 60                     | 105               |
| Sales .....   | 935            | 606  | 324             | 227               | 55            | 174                 | -             | 98                                    | -                  | 47    | 789                                | -                      | -                 |
| Clerical .....  | 3 060          | 2 268  | 1 377           | 619               | 272           | 769                 | -             | 654                                   | -                  | 265   | 1 830                              | 311                    | -                 |
| Craftsmen and foremen .....                                     | 6 347          | 3 935  | 2 296           | 1 203             | 435           | 1 409               | -             | 789                                   | -                  | 702   | 3 859                              | 1 052                  | 30                |
| Operatives, except transportation .....                         | 7 081          | 5 606  | 3 559           | 1 663             | 384           | 1 418               | -             | 1 475                                 | -                  | 940   | 3 684                              | 1 055                  | 23                |
| Transport equipment operatives .....                            | 5 105          | 3 788  | 2 187           | 1 314             | 287           | 1 073               | -             | 774                                   | -                  | 249   | 3 401                              | 639                    | 25                |
| Laborers, except farm .....                                     | 6 250          | 3 587  | 2 075           | 1 056             | 456           | 1 994               | 24            | 1 501                                 | 25                 | 750   | 2 721                              | 1 448                  | 90                |
| Service workers, except private household .....                 | 4 985          | 3 905  | 2 362           | 1 178             | 364           | 884                 | -             | 1 931                                 | -                  | 839   | 1 967                              | 272                    | -                 |
| Private household workers .....                                 | 88             | 60   | -               | 32                | 28            | -                   | -             | 60                                    | -                  | -     | 28                                 | -                      | -                 |
| Farmers and farm managers .....                                 | -              | -  | -               | -                 | -             | -                   | -             | -                                     | -                  | -     | -                                  | -                      | -                 |
| Farm laborers and foremen .....                                 | 72             | 72   | 25              | 47                | -             | -                   | -             | 24                                    | -                  | -     | 25                                 | 23                     | -                 |
| Not available .....   | -              | -  | -               | -                 | -             | -                   | -             | -                                     | -                  | -     | -                                  | -                      | -                 |
| <b>Female, total</b> .....                                      | 31 783         | 23 968                                       | 14 010          | 7 559             | 2 398         | 6 217               | 25            | 17 285                                | -                  | 2 243 | 7 984                              | 4 589                  | 467               |
| Professional and technical .....                                | 2 349          | 1 888  | 1 426           | 272               | 191           | 358                 | -             | 437                                   | -                  | 124   | 1 464                              | 321                    | 23                |
| Managerial and administrative .....                             | 488            | 417  | 312             | 106               | -             | 47                  | -             | 164                                   | -                  | 25    | 245                                | 26                     | 28                |
| Sales .....   | 793            | 619  | 424             | 122               | 74            | 23                  | -             | 442                                   | -                  | 134   | 196                                | 49                     | -                 |
| Clerical .....  | 5 966          | 5 275  | 3 533           | 1 272             | 471           | 617                 | 25            | 2 762                                 | -                  | 488   | 1 892                              | 846                    | 72                |
| Craftsmen and foremen .....                                     | 688            | 523  | 324             | 175               | 23            | 142                 | -             | 285                                   | -                  | 72    | 181                                | 175                    | -                 |
| Operatives, except transportation .....                         | 5 788          | 4 344  | 2 357           | 1 593             | 394           | 1 372               | -             | 2 544                                 | -                  | 435   | 1 453                              | 1 571                  | 51                |
| Transport equipment operatives .....                            | 49             | 23   | -               | -                 | 23            | 25                  | -             | -                                     | -                  | -     | 49                                 | -                      | -                 |
| Laborers, except farm .....                                     | 375            | 305  | 189             | 116               | -             | 23                  | -             | 184                                   | -                  | 47    | 70                                 | 74                     | -                 |
| Service workers, except private household .....                 | 9 336          | 7 721  | 5 050           | 2 118             | 553           | 1 497               | -             | 5 820                                 | -                  | 773   | 1 771                              | 1 153                  | 148               |
| Private household workers .....                                 | 5 928          | 2 851  | 396             | 1 787             | 669           | 2 089               | -             | 4 647                                 | -                  | 144   | 640                                | 373                    | 144               |
| Farmers and farm managers .....                                 | -              | -  | -               | -                 | -             | -                   | -             | -                                     | -                  | -     | -                                  | -                      | -                 |
| Farm laborers and foremen .....                                 | 23             | -  | -               | -                 | -             | 23                  | -             | -                                     | -                  | -     | 23                                 | -                      | -                 |
| Not available .....   | -              | -  | -               | -                 | -             | -                   | -             | -                                     | -                  | -     | -                                  | -                      | -                 |
| <b>MAJOR INDUSTRY GROUP</b>                                     |                |  |                 |                   |               |                     |               |                                       |                    |       |                                    |                        |                   |
| <b>Male, total</b> .....  | 34 839         | 24 813                                       | 15 036          | 7 524             | 2 252         | 7 947               | 24            | 7 543                                 | 25                 | 4 135 | 18 635                             | 4 803                  | 245               |
| <b>Private Wage and Salary Worker</b>                           |                |  |                 |                   |               |                     |               |                                       |                    |       |                                    |                        |                   |
| Agriculture, forestry, and fisheries .....                      | 203            | 125  | 46              | 47                | 32            | 55                  | -             | 47                                    | -                  | 23    | 55                                 | 78                     | -                 |
| Mining .....  | 23             | 23   | -               | 23                | -             | -                   | -             | 23                                    | -                  | -     | -                                  | -                      | -                 |
| Construction .....  | 4 390          | 1 617  | 840             | 474               | 303           | 1 465               | 24            | 674                                   | -                  | 362   | 1 889                              | 1 458                  | 81                |
| Durable goods manufacturing .....                               | 4 529          | 2 783  | 1 739           | 914               | 130           | 1 668               | -             | 770                                   | -                  | 278   | 2 867                              | 538                    | 23                |
| Nondurable goods manufacturing .....                            | 3 841          | 3 198  | 1 960           | 1 031             | 207           | 643                 | -             | 1 016                                 | -                  | 452   | 1 829                              | 650                    | -                 |
| Transportation, communication, and other public utilities ..... | 3 135          | 2 403  | 1 411           | 744               | 249           | 685                 | -             | 618                                   | 25                 | 261   | 1 938                              | 364                    | -                 |
| Wholesale and retail trade .....                                | 7 662          | 6 223  | 3 474           | 2 157             | 592           | 1 314               | -             | 1 746                                 | -                  | 832   | 4 422                              | 760                    | 32                |
| Finance, insurance, and real estate .....                       | 817            | 594  | 420             | 144               | 29            | 146                 | -             | 190                                   | -                  | 114   | 431                                | 105                    | -                 |
| Business and repair services .....                              | 1 967          | 1 428  | 947             | 301               | 181           | 373                 | -             | 444                                   | -                  | 478   | 800                                | 244                    | -                 |
| Personal services .....   | 1 286          | 1 111  | 586             | 401               | 124           | 118                 | -             | 542                                   | -                  | 209   | 431                                | 110                    | 49                |
| Professional services and entertainment .....                   | 2 141          | 1 736  | 1 204           | 404               | 128           | 334                 | -             | 557                                   | -                  | 558   | 948                                | 95                     | 30                |
| <b>Government<sup>2</sup></b>                                   |                |  |                 |                   |               |                     |               |                                       |                    |       |                                    |                        |                   |
| Educational services .....                                      | 733            | 592  | 332             | 182               | 78            | 142                 | -             | 102                                   | -                  | 82    | 527                                | 23                     | -                 |
| All other government services .....                             | 4 112          | 2 982  | 2 078           | 704               | 200           | 1 005               | -             | 813                                   | -                  | 486   | 2 498                              | 378                    | 30                |
| Not available .....   | -              | -  | -               | -                 | -             | -                   | -             | -                                     | -                  | -     | -                                  | -                      | -                 |
| <b>Female, total</b> .....                                      | 31 210         | 23 521                                       | 13 687          | 7 534             | 2 301         | 6 171               | 25            | 17 163                                | -                  | 2 217 | 7 838                              | 4 439                  | 291               |
| <b>Private Wage and Salary Worker</b>                           |                |  |                 |                   |               |                     |               |                                       |                    |       |                                    |                        |                   |
| Agriculture, forestry, and fisheries .....                      | -              | -  | -               | -                 | -             | -                   | -             | -                                     | -                  | -     | -                                  | -                      | -                 |
| Mining .....  | -              | -  | -               | -                 | -             | -                   | -             | -                                     | -                  | -     | -                                  | -                      | -                 |
| Construction .....  | 52             | 26   | 26              | -                 | -             | 25                  | -             | -                                     | -                  | -     | 26                                 | 25                     | -                 |
| Durable goods manufacturing .....                               | 1 105          | 606  | 364             | 167               | 76            | 450                 | -             | 451                                   | -                  | 99    | 295                                | 312                    | -                 |
| Nondurable goods manufacturing .....                            | 3 034          | 2 595  | 1 429           | 923               | 243           | 439                 | -             | 946                                   | -                  | 168   | 1 037                              | 1 001                  | 28                |
| Transportation, communication, and other public utilities ..... | 950            | 782  | 637             | 98                | 46            | 169                 | -             | 527                                   | -                  | 55    | 274                                | 95                     | -                 |
| Wholesale and retail trade .....                                | 5 158          | 4 382  | 2 717           | 1 377             | 288           | 675                 | 25            | 3 111                                 | -                  | 468   | 1 145                              | 627                    | -                 |
| Finance, insurance, and real estate .....                       | 1 517          | 1 323  | 918             | 359               | 46            | 98                  | -             | 889                                   | -                  | 23    | 369                                | 236                    | -                 |
| Business and repair services .....                              | 526            | 407  | 186             | 175               | 46            | 70                  | -             | 237                                   | -                  | -     | 171                                | 118                    | -                 |
| Personal services .....   | 9 278          | 5 556  | 1 864           | 2 754             | 938           | 2 688               | -             | 6 869                                 | -                  | 456   | 1 110                              | 765                    | 193               |
| Professional services and entertainment .....                   | 3 904          | 3 247  | 2 023           | 1 083             | 142           | 608                 | -             | 1 828                                 | -                  | 511   | 1 056                              | 581                    | 23                |
| <b>Government<sup>2</sup></b>                                   |                |  |                 |                   |               |                     |               |                                       |                    |       |                                    |                        |                   |
| Educational services .....                                      | 2 294          | 1 790  | 1 423           | 175               | 193           | 455                 | -             | 728                                   | -                  | 122   | 1 276                              | 143                    | 23                |
| All other government services .....                             | 3 393          | 2 806  | 2 101           | 423               | 282           | 494                 | -             | 1 577                                 | -                  | 316   | 1 079                              | 538                    | 23                |
| Not available .....   | -              | -  | -               | -                 | -             | -                   | -             | -                                     | -                  | -     | -                                  | -                      | -                 |

<sup>1</sup>More than one method may be used.

<sup>2</sup>Government class of workers.

**Table 11. Usual Place of Work and Method of Transportation, by Major Occupation and Industry Groups and Family Status: All Races—Continued**

[Limited to persons 16 to 64 years, not in school]

| Major Occupation Group<br>Major Industry Group<br>Family Status | Usual place of work is same address each day |                    |                 |                   |                     |               |                       | Method of transportation <sup>1</sup> |      |                                    |                        |                   |               |
|---|--|--------------------|-----------------|-------------------|---------------------|---------------|-----------------------|---------------------------------------|------|------------------------------------|------------------------|-------------------|---------------|
|   | Total employed                               | Within city limits |                 |                   | Outside city limits | Not available | Bus, trolley, or taxi | Subway or railroad                    | Walk | Drive alone, carpool, drive others | Ride with someone else | All other methods |               |
|   |  | Total              | Low-income area | Remainder of city |                     |               |                       |                                       |      |                                    |                        |                   | Not available |
| <b>FAMILY STATUS</b>  |  |                    |                 |                   |                     |               |                       |                                       |      |                                    |                        |                   |               |
| Male, total .....   | 36 412                                       | 25 626             | 15 482          | 7 661             | 2 483               | 8 190         | 24                    | 7 649                                 | 25   | 4 240                              | 19 815                 | 4 932             | 273           |
| Family head .....   | 22 904                                       | 15 839             | 9 494           | 4 902             | 1 443               | 5 461         | 24                    | 4 023                                 | 25   | 2 096                              | 14 360                 | 2 486             | 102           |
| Family member .....   | 6 588  | 4 775              | 2 764           | 1 391             | 619                 | 1 556         | -                     | 1 639                                 | -    | 701                                | 2 857                  | 1 386             | 55            |
| Unrelated individual .....                                      | 6 920  | 5 012              | 3 223           | 1 367             | 421                 | 1 173         | -                     | 1 987                                 | -    | 1 443                              | 2 598                  | 1 061             | 116           |
| Female, total .....   | 31 783                                       | 23 968             | 14 010          | 7 559             | 2 398               | 6 217         | 25                    | 17 285                                | -    | 2 243                              | 7 984                  | 4 589             | 467           |
| Family head .....   | 9 227  | 7 006              | 4 219           | 2 194             | 592                 | 1 759         | 25                    | 5 461                                 | -    | 639                                | 2 158                  | 1 203             | 123           |
| No children under 18 years .....                                | 2 051  | 1 679              | 908             | 495               | 275                 | 245           | 25                    | 1 151                                 | -    | 130                                | 599                    | 265               | 25            |
| Children 6 to 17 years only .....                               | 3 754  | 2 594              | 1 580           | 815               | 199                 | 968           | -                     | 2 200                                 | -    | 147                                | 1 087                  | 418               | 47            |
| Children under 6 years .....                                    | 3 423  | 2 733              | 1 731           | 884               | 119                 | 546           | -                     | 2 111                                 | -    | 363                                | 472                    | 519               | 51            |
| Wife of head .....  | 11 980                                       | 8 980              | 5 316           | 2 669             | 996                 | 2 432         | -                     | 5 871                                 | -    | 645                                | 3 451                  | 2 007             | 270           |
| No children under 18 years .....                                | 4 760  | 3 585              | 1 980           | 1 108             | 497                 | 941           | -                     | 2 346                                 | -    | 254                                | 1 357                  | 807               | 124           |
| Children 6 to 17 years only .....                               | 3 414  | 2 466              | 1 280           | 948               | 238                 | 731           | -                     | 1 641                                 | -    | 128                                | 1 119                  | 448               | 76            |
| Children under 6 years .....                                    | 3 807  | 2 929              | 2 055           | 613               | 261                 | 759           | -                     | 1 884                                 | -    | 263                                | 976                    | 752               | 70            |
| Other family member .....                                       | 5 884  | 4 557              | 2 638           | 1 304             | 615                 | 1 116         | -                     | 3 336                                 | -    | 459                                | 1 252                  | 905               | 74            |
| Unrelated individual .....                                      | 4 691  | 3 425              | 1 837           | 1 392             | 195                 | 910           | -                     | 2 617                                 | -    | 500                                | 1 123                  | 475               | -             |

<sup>1</sup>More than one method may be used.

Table 11a. Usual Place of Work and Method of Transportation, by Major Occupation and Industry Groups and Family Status: Negro

[Limited to person 16 to 64 years, not in school.]

| Major Occupation Group<br>Major Industry Group<br>Family Status | Total employed | Usual place of work is same address each day |                 |                   |                     |               | Method of transportation <sup>1</sup> |                    |           |                                    |                        |                   |               |
|---|----------------|--|-----------------|-------------------|---------------------|---------------|---------------------------------------|--------------------|-----------|------------------------------------|------------------------|-------------------|---------------|
|   |                | Within city limits                           |                 |                   | Outside city limits | Not available | Bus, trolley, or taxi                 | Subway or railroad | Walk      | Drive alone, carpool, drive others | Ride with someone else | All other methods |               |
|   |                | Total  | Low-income area | Remainder of city |                     |               |                                       |                    |           |                                    |                        |                   | Not available |
| <b>MAJOR OCCUPATION GROUP</b>                                   |                |  |                 |                   |                     |               |                                       |                    |           |                                    |                        |                   |               |
| Total employed  | 58 539         | 42 652                                       | 24 622          | 13 432            | 4 598               | 12 378        | 49                                    | 23 465             | 25        | 4 553                              | 22 947                 | 8 110             | 624           |
| Professional and technical                                      | 2 846          | 2 241  | 1 711           | 292               | 237                 | 485           | -                                     | 511                | -         | 143                                | 1 931                  | 259               | 23            |
| Managerial and administrative                                   | 1 421          | 1 050  | 803             | 146               | 100                 | 228           | -                                     | 380                | -         | 218                                | 740                    | 32                | 75            |
| Sales   | 1 204          | 846  | 473             | 244               | 129                 | 142           | -                                     | 403                | -         | 72                                 | 706                    | 23                | -             |
| Clerical  | 7 634          | 6 430  | 4 060           | 1 628             | 743                 | 1 155         | 25                                    | 3 064              | -         | 525                                | 3 035                  | 1 031             | 72            |
| Craftsmen and foremen   | 5 116          | 3 102  | 1 714           | 1 016             | 372                 | 1 129         | -                                     | 917                | -         | 476                                | 2 786                  | 1 046             | -             |
| Operatives, except transportation                               | 11 098         | 8 561  | 4 927           | 2 938             | 696                 | 2 407         | -                                     | 3 777              | -         | 1 161                              | 4 335                  | 2 135             | 46            |
| Transport equipment operatives                                  | 4 434          | 3 381  | 1 948           | 1 183             | 250                 | 911           | -                                     | 746                | -         | 172                                | 2 805                  | 610               | 25            |
| Laborers, except farm   | 5 874          | 3 595  | 2 052           | 1 088             | 456                 | 1 719         | 24                                    | 1 456              | 25        | 651                                | 2 575                  | 1 365             | 90            |
| Service workers, except private household                       | 12 985         | 10 546                                       | 6 596           | 3 032             | 918                 | 2 995         | -                                     | 7 535              | -         | 1 016                              | 3 316                  | 1 321             | 148           |
| Private household workers                                       | 5 829          | 2 829  | 314             | 1 819             | 697                 | 1 984         | -                                     | 4 653              | -         | 119                                | 669                    | 266               | 144           |
| Farmers and farm managers                                       | -              | -  | -               | -                 | -                   | -             | -                                     | -                  | -         | -                                  | -                      | -                 | -             |
| Farm laborers and foremen                                       | 96             | 72   | 25              | 47                | -                   | 23            | -                                     | 24                 | -         | -                                  | 49                     | 23                | -             |
| Not available   | -              | -  | -               | -                 | -                   | -             | -                                     | -                  | -         | -                                  | -                      | -                 | -             |
| <b>Male, total</b>  | <b>30 471</b>  | <b>21 819</b>                                | <b>12 867</b>   | <b>6 695</b>      | <b>2 257</b>        | <b>6 613</b>  | <b>24</b>                             | <b>6 997</b>       | <b>25</b> | <b>3 048</b>                       | <b>16 269</b>          | <b>4 376</b>      | <b>213</b>    |
| Professional and technical                                      | 2 767          | 2 167  | 1 642           | 301               | 247                 | 485           | -                                     | 511                | -         | 143                                | 1 931                  | 259               | 23            |
| Managerial and administrative                                   | 1 043          | 743  | 545             | 97                | 100                 | 181           | -                                     | 216                | -         | 193                                | 552                    | 32                | 75            |
| Sales   | 632            | 418  | 188             | 174               | 55                  | 119           | -                                     | 47                 | -         | 24                                 | 561                    | -                 | -             |
| Clerical  | 2 725          | 2 086  | 1 244           | 570               | 272                 | 616           | -                                     | 605                | -         | 214                                | 1 619                  | 288               | -             |
| Craftsmen and foremen   | 4 616          | 2 767  | 1 498           | 920               | 349                 | 987           | -                                     | 632                | -         | 429                                | 2 714                  | 924               | -             |
| Operatives, except transportation                               | 6 253          | 5 024  | 3 112           | 1 553             | 359                 | 1 171         | -                                     | 1 420              | -         | 807                                | 3 206                  | 916               | 23            |
| Transport equipment operatives                                  | 4 385          | 3 358  | 1 948           | 1 183             | 227                 | 885           | -                                     | 746                | -         | 172                                | 2 756                  | 610               | 25            |
| Laborers, except farm   | 5 501          | 3 290  | 1 863           | 972               | 456                 | 1 696         | 24                                    | 1 272              | 25        | 604                                | 2 505                  | 1 291             | 90            |
| Service workers, except private household                       | 4 388          | 3 434  | 2 025           | 1 045             | 364                 | 804           | -                                     | 1 878              | -         | 533                                | 1 754                  | 246               | -             |
| Private household workers                                       | 88             | 60   | -               | 32                | 28                  | -             | -                                     | 60                 | -         | -                                  | 28                     | -                 | -             |
| Farmers and farm managers                                       | -              | -  | -               | -                 | -                   | -             | -                                     | -                  | -         | -                                  | -                      | -                 | -             |
| Farm laborers and foremen                                       | 72             | 72   | 25              | 47                | -                   | -             | -                                     | 24                 | -         | -                                  | 25                     | 23                | -             |
| Not available   | -              | -  | -               | -                 | -                   | -             | -                                     | -                  | -         | -                                  | -                      | -                 | -             |
| <b>Female, total</b>  | <b>28 068</b>  | <b>20 833</b>                                | <b>11 755</b>   | <b>6 737</b>      | <b>2 341</b>        | <b>5 765</b>  | <b>25</b>                             | <b>16 467</b>      | <b>-</b>  | <b>1 505</b>                       | <b>6 679</b>           | <b>3 734</b>      | <b>411</b>    |
| Professional and technical                                      | 2 079          | 1 673  | 1 291           | 191               | 191                 | 332           | -                                     | 411                | -         | 70                                 | 1 384                  | 213               | 23            |
| Managerial and administrative                                   | 378            | 307  | 258             | 49                | -                   | 47            | -                                     | 164                | -         | 25                                 | 188                    | -                 | -             |
| Sales   | 4 573          | 428  | 284             | 70                | 74                  | 23            | -                                     | 356                | -         | 49                                 | 145                    | 23                | -             |
| Clerical  | 4 909          | 4 344  | 2 816           | 1 058             | 471                 | 539           | 25                                    | 2 459              | -         | 311                                | 1 416                  | 743               | 72            |
| Craftsmen and foremen   | 4 500          | 334  | 215             | 96                | 23                  | 142           | -                                     | 285                | -         | 46                                 | 72                     | 121               | -             |
| Operatives, except transportation                               | 4 845          | 3 537  | 1 815           | 1 384             | 337                 | 1 236         | -                                     | 2 357              | -         | 355                                | 1 129                  | 1 219             | 23            |
| Transport equipment operatives                                  | 49             | 25   | -               | -                 | 23                  | 25            | -                                     | -                  | -         | -                                  | 49                     | -                 | -             |
| Laborers, except farm   | 375            | 305  | 189             | 116               | -                   | 23            | -                                     | 184                | -         | 47                                 | 70                     | 74                | -             |
| Service workers, except private household                       | 8 597          | 7 112  | 4 572           | 1 986             | 553                 | 1 391         | -                                     | 5 658              | -         | 483                                | 1 562                  | 1 075             | 148           |
| Private household workers                                       | 5 741          | 2 769  | 314             | 1 787             | 669                 | 1 984         | -                                     | 4 593              | -         | 119                                | 640                    | 266               | 144           |
| Farmers and farm managers                                       | -              | -  | -               | -                 | -                   | -             | -                                     | -                  | -         | -                                  | -                      | -                 | -             |
| Farm laborers and foremen                                       | 23             | -  | -               | -                 | -                   | 23            | -                                     | -                  | -         | -                                  | 23                     | -                 | -             |
| Not available   | -              | -  | -               | -                 | -                   | -             | -                                     | -                  | -         | -                                  | -                      | -                 | -             |
| <b>MAJOR INDUSTRY GROUP</b>                                     |                |  |                 |                   |                     |               |                                       |                    |           |                                    |                        |                   |               |
| <b>Male, total</b>  | <b>29 336</b>  | <b>21 143</b>                                | <b>12 500</b>   | <b>6 588</b>      | <b>2 055</b>        | <b>6 475</b>  | <b>24</b>                             | <b>6 891</b>       | <b>25</b> | <b>2 994</b>                       | <b>15 448</b>          | <b>4 274</b>      | <b>185</b>    |
| <b>Private Wage and Salary Worker</b>                           |                |  |                 |                   |                     |               |                                       |                    |           |                                    |                        |                   |               |
| Agriculture, forestry, and fisheries                            | 180            | 102  | 23              | 47                | 32                  | 55            | -                                     | 47                 | -         | 23                                 | 55                     | 55                | -             |
| Mining  | 23             | 23   | -               | 23                | -                   | -             | -                                     | 23                 | -         | -                                  | -                      | -                 | -             |
| Construction  | 3 797          | 1 402  | 650             | 474               | 278                 | 1 227         | 24                                    | 560                | -         | 229                                | 1 678                  | 1 323             | 81            |
| Durable goods manufacturing                                     | 3 752          | 2 303  | 1 389           | 819               | 95                  | 1 371         | -                                     | 685                | -         | 220                                | 2 232                  | 538               | 23            |
| Nondurable goods manufacturing                                  | 3 145          | 2 682  | 1 575           | 899               | 207                 | 463           | -                                     | 970                | -         | 271                                | 1 460                  | 515               | -             |
| Transportation, communication, and other public utilities       | 2 754          | 2 130  | 1 271           | 610               | 249                 | 578           | -                                     | 562                | 25        | 261                                | 1 638                  | 340               | -             |
| Wholesale and retail trade                                      | 6 577          | 5 450  | 3 019           | 1 865             | 566                 | 1 078         | -                                     | 1 642              | -         | 731                                | 3 624                  | 679               | 32            |
| Finance, insurance, and real estate                             | 676            | 506  | 362             | 144               | -                   | 93            | -                                     | 190                | -         | 114                                | 333                    | 52                | -             |
| Business and repair services                                    | 1 435          | 1 175  | 777             | 245               | 152                 | 237           | -                                     | 306                | -         | 316                                | 592                    | 221               | -             |
| Personal services   | 1 158          | 989  | 539             | 326               | 124                 | 112           | -                                     | 516                | -         | 161                                | 408                    | 78                | 49            |
| Professional services and entertainment                         | 1 551          | 1 225  | 773             | 378               | 74                  | 255           | -                                     | 533                | -         | 182                                | 789                    | 95                | -             |
| <b>Government<sup>2</sup></b>                                   |                |  |                 |                   |                     |               |                                       |                    |           |                                    |                        |                   |               |
| Educational services  | 582            | 441  | 230             | 133               | 78                  | 142           | -                                     | 102                | -         | -                                  | 458                    | 23                | -             |
| All other government services                                   | 3 704          | 2 715  | 1 891           | 624               | 200                 | 864           | -                                     | 755                | -         | 486                                | 2 172                  | 355               | -             |
| Not available   | -              | -  | -               | -                 | -                   | -             | -                                     | -                  | -         | -                                  | -                      | -                 | -             |
| <b>Female, total</b>  | <b>27 626</b>  | <b>20 466</b>                                | <b>11 510</b>   | <b>6 712</b>      | <b>2 244</b>        | <b>5 742</b>  | <b>25</b>                             | <b>16 346</b>      | <b>-</b>  | <b>1 505</b>                       | <b>6 532</b>           | <b>3 662</b>      | <b>263</b>    |
| <b>Private Wage and Salary Worker</b>                           |                |  |                 |                   |                     |               |                                       |                    |           |                                    |                        |                   |               |
| Agriculture, forestry, and fisheries                            | -              | -  | -               | -                 | -                   | -             | -                                     | -                  | -         | -                                  | -                      | -                 | -             |
| Mining  | -              | -  | -               | -                 | -                   | -             | -                                     | -                  | -         | -                                  | -                      | -                 | -             |
| Construction  | 25             | -  | -               | -                 | -                   | 25            | -                                     | -                  | -         | -                                  | -                      | 25                | -             |
| Durable goods manufacturing                                     | 925            | 475  | 309             | 118               | 47                  | 401           | -                                     | 451                | -         | 70                                 | 214                    | 240               | -             |
| Nondurable goods manufacturing                                  | 2 085          | 1 730  | 806             | 710               | 214                 | 354           | -                                     | 730                | -         | 114                                | 715                    | 644               | -             |
| Transportation, communication, and other public utilities       | 730            | 590  | 472             | 72                | 46                  | 140           | -                                     | 470                | -         | -                                  | 166                    | 95                | -             |
| Wholesale and retail trade                                      | 4 405          | 3 709  | 2 234           | 1 186             | 288                 | 623           | 25                                    | 2 858              | -         | 310                                | 880                    | 521               | -             |
| Finance, insurance, and real estate                             | 1 284          | 1 165  | 837             | 282               | 46                  | 72            | -                                     | 812                | -         | 23                                 | 239                    | 210               | -             |
| Business and repair services                                    | 471            | 353  | 186             | 121               | 46                  | 70            | -                                     | 237                | -         | -                                  | 117                    | 118               | -             |
| Personal services   | 8 980          | 5 340  | 1 754           | 2 649             | 938                 | 2 605         | -                                     | 6 789              | -         | 431                                | 1 030                  | 652               | 193           |
| Professional services and entertainment                         | 3 347          | 2 745  | 1 600           | 1 002             | 142                 | 553           | -                                     | 1 745              | -         | 220                                | 976                    | 477               | 23            |
| <b>Government<sup>2</sup></b>                                   |                |  |                 |                   |                     |               |                                       |                    |           |                                    |                        |                   |               |
| Educational services  | 2 161          | 1 684  | 1 342           | 149               | 193                 | 429           | -                                     | 700                | -         | 70                                 | 1 224                  | 143               | 23            |
| All other government services                                   | 3 213          | 2 675  | 1 969           | 423               | 282                 | 468           | -                                     | 1 554              | -         | 267                                | 970                    | 538               | 23            |
| Not available   | -              | -  | -               | -                 | -                   | -             | -                                     | -                  | -         | -                                  | -                      | -                 | -             |

<sup>1</sup>More than one method may be used.

<sup>2</sup>Government class of workers.

Table 11a. Usual Place of Work and Method of Transportation, by Major Occupation and Industry Groups and Family Status: Negro-Continued

[Limited to persons 16 to 64 years, not in school]

| Major Occupation Group<br>Major Industry Group<br>Family Status | Usual place of work is same address each day |                    |                 |                   |                     |                     | Method of transportation <sup>1</sup> |                    |      |                                    |                        |                   |               |
|---|--|--------------------|-----------------|-------------------|---------------------|---------------------|---------------------------------------|--------------------|------|------------------------------------|------------------------|-------------------|---------------|
|   | Total employed                               | Within city limits |                 |                   | Outside city limits |                     | Bus, trolley, or taxi                 | Subway or railroad | Walk | Drive alone, carpool, drive others | Ride with someone else | All other methods |               |
|   |  | Total              | Low-income area | Remainder of city | Not available       | Outside city limits |                                       |                    |      |                                    |                        |                   | Not available |
| <b>FAMILY STATUS</b>  |  |                    |                 |                   |                     |                     |                                       |                    |      |                                    |                        |                   |               |
| Male, total .....   | 30 471                                       | 21 819             | 12 867          | 6 695             | 2 257               | 6 613               | 24                                    | 6 997              | 25   | 3 048                              | 16 269                 | 4 376             | 213           |
| Family head .....   | 19 016                                       | 13 283             | 7 777           | 4 255             | 1 252               | 4 407               | 24                                    | 3 626              | 25   | 1 598                              | 11 707                 | 2 200             | 72            |
| Family member .....   | 5 970  | 4 389              | 2 585           | 1 214             | 590                 | 1 353               | -                                     | 1 610              | -    | 596                                | 2 496                  | 1 263             | 55            |
| Unrelated individual .....                                      | 5 484  | 4 146              | 2 506           | 1 225             | 415                 | 853                 | -                                     | 1 762              | -    | 855                                | 2 065                  | 912               | 87            |
| Female, total .....   | 28 068                                       | 20 833             | 11 755          | 6 737             | 2 341               | 5 765               | 25                                    | 16 467             | -    | 1 505                              | 6 679                  | 3 734             | 411           |
| Family head .....   | 8 582  | 6 389              | 3 787           | 2 037             | 564                 | 1 731               | 25                                    | 5 274              | -    | 506                                | 1 941                  | 1 095             | 123           |
| No children under 18 years .....                                | 1 880  | 1 508              | 766             | 495               | 247                 | 245                 | 25                                    | 1 065              | -    | 101                                | 542                    | 265               | 25            |
| Children 6 to 17 years only .....                               | 3 457  | 2 325              | 1 391           | 736               | 199                 | 940                 | -                                     | 2 121              | -    | 119                                | 979                    | 337               | 47            |
| Children under 6 years .....                                    | 3 246  | 2 556              | 1 631           | 807               | 119                 | 546                 | -                                     | 2 088              | -    | 285                                | 420                    | 493               | 51            |
| Wife of head .....  | 10 299                                       | 7 622              | 4 274           | 2 380             | 967                 | 2 166               | -                                     | 5 521              | -    | 356                                | 2 890                  | 1 525             | 214           |
| No children under 18 years .....                                | 4 017  | 3 037              | 1 541           | 1 027             | 469                 | 804                 | -                                     | 2 150              | -    | 96                                 | 1 136                  | 611               | 96            |
| Children 6 to 17 years only .....                               | 2 852  | 1 984              | 958             | 789               | 238                 | 652                 | -                                     | 1 587              | -    | 49                                 | 906                    | 260               | 49            |
| Children under 6 years .....                                    | 3 429  | 2 600              | 1 775           | 564               | 261                 | 710                 | -                                     | 1 784              | -    | 212                                | 848                    | 654               | 70            |
| Other family member .....                                       | 5 367  | 4 137              | 2 397           | 1 125             | 615                 | 1 065               | -                                     | 3 256              | -    | 381                                | 1 021                  | 777               | 74            |
| Unrelated individual .....                                      | 3 821  | 2 687              | 1 296           | 1 195             | 195                 | 803                 | -                                     | 2 417              | -    | 263                                | 827                    | 338               | -             |

<sup>1</sup> More than one method may be used.

Table 12. Usual Place of Work and Method of Transportation, by Weekly and Hourly Earnings and by Full- or Part-Time Employment Status: All Races

[Limited to persons 16 to 64 years, not in school]

| Weekly Earnings<br>Hourly Earnings<br>Full- or Part-Time Employment<br>Status | Usual place of work is same address each day |                    |                        |                      |                           |                  |                             | Method of transportation <sup>1</sup> |      |  |                                 |                      |                  |
|---|--|--------------------|------------------------|----------------------|---------------------------|------------------|-----------------------------|---------------------------------------|------|--|---------------------------------|----------------------|------------------|
|   | Total<br>employed                            | Within city limits |                        |                      | Outside<br>city<br>limits | Not<br>available | Bus,<br>trolley,<br>or taxi | Subway<br>or<br>railroad              | Walk | Drive<br>alone,<br>carpool,<br>drive<br>others | Ride<br>with<br>someone<br>else | All other<br>methods |                  |
|   |  | Total              | Low-<br>income<br>area | Remainder<br>of city |                           |                  |                             |                                       |      |  |                                 |                      | Not<br>available |
| <b>WEEKLY EARNINGS OF FULL-TIME WAGE AND SALARY WORKERS</b>                   |  |                    |                        |                      |                           |                  |                             |                                       |      |  |                                 |                      |                  |
| Total .....   | 48 806                                       | 37 260             | 22 510                 | 11 397               | 3 353                     | 9 887            | 49                          | 17 570                                | 25   | 4 516  | 20 715                          | 6 589                | 382              |
| Less than \$50 .....  | 3 045  | 2 332              | 1 300                  | 639                  | 393                       | 484              | -                           | 1 607                                 | -    | 561  | 473                             | 428                  | 72               |
| \$50 to \$64 .....  | 5 024  | 4 031              | 2 207                  | 1 394                | 430                       | 730              | 25                          | 3 069                                 | -    | 415  | 923                             | 731                  | 74               |
| \$65 to \$79 .....  | 6 171  | 5 107              | 3 220                  | 1 456                | 430                       | 968              | -                           | 3 394                                 | -    | 661  | 1 409                           | 780                  | 28               |
| \$80 to \$89 .....  | 5 277  | 4 356              | 2 555                  | 1 296                | 505                       | 800              | -                           | 2 422                                 | -    | 533  | 1 595                           | 874                  | -                |
| \$90 to \$99 .....  | 4 428  | 3 497              | 1 988                  | 1 172                | 336                       | 859              | -                           | 1 436                                 | -    | 469  | 1 965                           | 558                  | -                |
| \$100 to \$124 .....  | 9 218  | 6 956              | 4 344                  | 2 197                | 415                       | 2 060            | 24                          | 2 222                                 | -    | 1 001  | 4 531                           | 1 530                | 55               |
| \$125 to \$149 .....  | 5 201  | 3 581              | 2 279                  | 1 122                | 180                       | 1 399            | -                           | 890                                   | 25   | 296  | 3 403                           | 774                  | 70               |
| \$150 to \$174 .....  | 2 666  | 1 762              | 1 082                  | 651                  | 28                        | 826              | -                           | 265                                   | -    | 82   | 2 058                           | 291                  | -                |
| \$175 to \$199 .....  | 1 187  | 938                | 480                    | 381                  | 77                        | 226              | -                           | 236                                   | -    | 23   | 827                             | 126                  | -                |
| \$200 to \$299 .....  | 1 315  | 701                | 552                    | 73                   | 76                        | 481              | -                           | 184                                   | -    | 100  | 906                             | 125                  | -                |
| \$300 or more .....   | 360  | 249                | 202                    | 47                   | -                         | 111              | -                           | 52                                    | -    | -  | 331                             | 47                   | 30               |
| Not available <sup>2</sup> .....  | 4 913  | 3 750              | 2 301                  | 968                  | 481                       | 943              | -                           | 1 792                                 | -    | 375  | 2 295                           | 327                  | 53               |
| Median .....  | 96   | 93                 | 95                     | 94                   | 85                        | 108              | 64                          | 80                                    | 137  | 89   | 116                             | 96                   | 75               |
| <b>HOURLY EARNINGS OF FULL-TIME WAGE AND SALARY WORKERS</b>                   |  |                    |                        |                      |                           |                  |                             |                                       |      |  |                                 |                      |                  |
| Total .....   | 48 806                                       | 37 260             | 22 510                 | 11 397               | 3 353                     | 9 887            | 49                          | 17 570                                | 25   | 4 516  | 20 738                          | 6 589                | 382              |
| Less than \$1.25 .....  | 3 822  | 2 957              | 1 631                  | 836                  | 490                       | 591              | -                           | 1 924                                 | -    | 646  | 744                             | 502                  | 97               |
| \$1.25 to \$1.59 .....  | 5 201  | 4 258              | 2 454                  | 1 442                | 362                       | 752              | 25                          | 3 253                                 | -    | 553  | 944                             | 569                  | 49               |
| \$1.60 to \$1.79 .....  | 3 426  | 2 671              | 1 539                  | 884                  | 248                       | 657              | -                           | 1 515                                 | -    | 324  | 1 016                           | 718                  | -                |
| \$1.80 to \$1.99 .....  | 4 267  | 3 623              | 2 115                  | 1 070                | 438                       | 619              | -                           | 2 182                                 | -    | 423  | 1 269                           | 393                  | -                |
| \$2.00 to \$2.49 .....  | 9 869  | 7 726              | 4 724                  | 2 269                | 732                       | 1 857            | -                           | 3 636                                 | -    | 903  | 3 899                           | 1 422                | 51               |
| \$2.50 to \$2.99 .....  | 6 999  | 5 245              | 3 251                  | 1 802                | 192                       | 1 575            | 24                          | 1 526                                 | -    | 688  | 3 694                           | 1 361                | 55               |
| \$3.00 to \$3.99 .....  | 7 189  | 4 925              | 3 123                  | 1 490                | 312                       | 2 089            | -                           | 1 226                                 | 25   | 503  | 4 658                           | 862                  | 47               |
| \$4.00 to \$4.99 .....  | 1 943  | 1 504              | 914                    | 539                  | 52                        | 337              | -                           | 335                                   | -    | 23   | 1 355                           | 287                  | -                |
| \$5.00 to \$5.99 .....  | 711  | 327                | 278                    | 49                   | -                         | 329              | -                           | 74                                    | -    | 49   | 510                             | 148                  | -                |
| \$6.00 to \$7.49 .....  | 395  | 227                | 157                    | 23                   | 47                        | 112              | -                           | 107                                   | -    | 29   | 282                             | -                    | -                |
| \$7.50 or more .....  | 72   | 47                 | 23                     | 23                   | -                         | 26               | -                           | -                                     | -    | -  | 72                              | -                    | 30               |
| Not available <sup>2</sup> .....  | 4 913  | 3 750              | 2 301                  | 968                  | 481                       | 943              | -                           | 1 792                                 | -    | 375  | 2 295                           | 327                  | 53               |
| Median .....  | 2.28   | 2.22               | 2.26                   | 2.22                 | 1.98                      | 2.51             | 1.59                        | 1.92                                  | 3.50 | 2.08   | 2.70                            | 2.35                 | 2.18             |
| <b>FULL- OR PART-TIME EMPLOYMENT STATUS</b>                                   |  |                    |                        |                      |                           |                  |                             |                                       |      |  |                                 |                      |                  |
| Male, full- or part-time employed .....                                       | 36 412                                       | 25 626             | 15 482                 | 7 661                | 2 483                     | 8 190            | 24                          | 7 649                                 | 25   | 4 240  | 19 838                          | 4 932                | 273              |
| On full-time schedules .....  | 33 305                                       | 23 964             | 14 554                 | 7 152                | 2 258                     | 7 486            | 24                          | 7 085                                 | 25   | 3 731  | 18 412                          | 4 364                | 203              |
| On part time for economic reasons .....                                       | 2 081  | 1 096              | 592                    | 334                  | 171                       | 553              | -                           | 466                                   | -    | 286  | 820                             | 471                  | 70               |
| On part time for voluntary reasons .....                                      | 1 026  | 566                | 337                    | 175                  | 55                        | 151              | -                           | 98                                    | -    | 223  | 606                             | 98                   | -                |
| Female, full- or part-time employed .....                                     | 31 783                                       | 23 968             | 14 010                 | 7 559                | 2 398                     | 6 217            | 25                          | 17 285                                | -    | 2 243  | 7 984                           | 4 589                | 467              |
| On full-time schedules .....  | 26 452                                       | 20 903             | 12 497                 | 6 425                | 1 981                     | 4 712            | 25                          | 13 873                                | -    | 1 658  | 7 209                           | 3 933                | 370              |
| On part time for economic reasons .....                                       | 1 724  | 922                | 653                    | 246                  | 23                        | 603              | -                           | 1 065                                 | -    | 123  | 193                             | 390                  | 49               |
| On part time for voluntary reasons .....                                      | 3 607  | 2 143              | 860                    | 889                  | 394                       | 903              | -                           | 2 346                                 | -    | 462  | 583                             | 266                  | 48               |

<sup>1</sup> More than one method may be used.

<sup>2</sup> Not used in computing median.

Table 12a. Usual Place of Work and Method of Transportation, by Weekly and Hourly Earnings and by Full- or Part-Time Employment Status: Negro

[Limited to persons 16 to 64 years, not in school]

| Weekly Earnings<br>Hourly Earnings<br>Full- or Part-Time Employment<br>Status | Usual place of work is same address each day |                    |                        |                      |                           |                  | Method of transportation <sup>1</sup> |                          |      |  |                                 |                      |                  |
|---|--|--------------------|------------------------|----------------------|---------------------------|------------------|---------------------------------------|--------------------------|------|--|---------------------------------|----------------------|------------------|
|   | Total<br>employed                            | Within city limits |                        |                      | Outside<br>city<br>limits | Not<br>available | Bus,<br>trolley,<br>or taxi           | Subway<br>or<br>railroad | Walk | Drive<br>alone,<br>carpool,<br>drive<br>others | Ride<br>with<br>someone<br>else | All other<br>methods |                  |
|   |  | Total              | Low-<br>income<br>area | Remainder<br>of city |                           |                  |                                       |                          |      |  |                                 |                      | Not<br>available |
| <b>WEEKLY EARNINGS OF FULL-TIME WAGE AND SALARY WORKERS</b>                   |  |                    |                        |                      |                           |                  |                                       |                          |      |  |                                 |                      |                  |
| Total .....   | 41 917                                       | 32 055             | 18 945                 | 10 012               | 3 098                     | 8 362            | 49                                    | 16 477                   | 25   | 3 382  | 16 983                          | 5 625                | 294              |
| Less than \$50 .....  | 2 491  | 1 837              | 885                    | 613                  | 338                       | 478              | -                                     | 1 527                    | -    | 331  | 395                             | 283                  | 72               |
| \$50 to \$64 .....  | 4 590  | 3 649              | 1 902                  | 1 317                | 430                       | 678              | 25                                    | 2 962                    | -    | 332  | 839                             | 572                  | 74               |
| \$65 to \$79 .....  | 5 564  | 4 601              | 2 823                  | 1 376                | 402                       | 886              | -                                     | 3 227                    | -    | 536  | 1 227                           | 646                  | -                |
| \$80 to \$89 .....  | 4 653  | 3 843              | 2 257                  | 1 138                | 448                       | 689              | -                                     | 2 257                    | -    | 450  | 1 304                           | 789                  | -                |
| \$90 to \$99 .....  | 3 840  | 3 020              | 1 697                  | 1 015                | 308                       | 748              | -                                     | 1 300                    | -    | 441  | 1 592                           | 507                  | -                |
| \$100 to \$124 .....  | 7 731  | 5 794              | 3 648                  | 1 757                | 389                       | 1 735            | 24                                    | 2 038                    | -    | 708  | 3 646                           | 1 377                | 55               |
| \$125 to \$149 .....  | 4 288  | 3 016              | 1 903                  | 933                  | 180                       | 1 109            | -                                     | 780                      | 25   | 242  | 2 756                           | 643                  | 70               |
| \$150 to \$174 .....  | 2 213  | 1 443              | 891                    | 523                  | 28                        | 692              | -                                     | 237                      | -    | -  | 1 715                           | 261                  | -                |
| \$175 to \$199 .....  | 998  | 860                | 480                    | 332                  | 48                        | 115              | -                                     | 236                      | -    | 23   | 638                             | 126                  | -                |
| \$200 to \$289 .....  | 1 031  | 587                | 470                    | 47                   | 70                        | 311              | -                                     | 154                      | -    | 72   | 680                             | 125                  | -                |
| \$300 or more .....   | 247  | 192                | 145                    | 47                   | -                         | 55               | -                                     | 23                       | -    | -  | 247                             | 47                   | -                |
| Not available <sup>2</sup> .....  | 4 271  | 3 213              | 1 844                  | 913                  | 456                       | 866              | -                                     | 1 734                    | -    | 247  | 1 946                           | 250                  | 23               |
| Median .....  | 95   | 92                 | 95                     | 91                   | 84                        | 104              | 64                                    | 79                       | 137  | 89   | 115                             | 98                   | 63               |
| <b>HOURLY EARNINGS OF FULL-TIME WAGE AND SALARY WORKERS</b>                   |  |                    |                        |                      |                           |                  |                                       |                          |      |  |                                 |                      |                  |
| Total .....   | 41 917                                       | 32 055             | 18 945                 | 10 012               | 3 098                     | 8 362            | 49                                    | 16 477                   | 25   | 3 382  | 17 007                          | 5 625                | 294              |
| Less than \$1.25 .....  | 3 114  | 2 382              | 1 162                  | 784                  | 435                       | 531              | -                                     | 1 844                    | -    | 363  | 596                             | 329                  | 97               |
| \$1.25 to \$1.59 .....  | 4 673  | 3 782              | 2 035                  | 1 414                | 333                       | 700              | 25                                    | 3 113                    | -    | 443  | 803                             | 433                  | 49               |
| \$1.60 to \$1.79 .....  | 3 122  | 2 393              | 1 333                  | 812                  | 248                       | 631              | -                                     | 1 410                    | -    | 303  | 915                             | 641                  | -                |
| \$1.80 to \$1.99 .....  | 3 768  | 3 238              | 1 857                  | 972                  | 409                       | 505              | -                                     | 2 076                    | -    | 371  | 980                             | 341                  | -                |
| \$2.00 to \$2.49 .....  | 8 587  | 6 657              | 4 065                  | 1 918                | 675                       | 1 644            | -                                     | 3 366                    | -    | 643  | 3 312                           | 1 258                | 23               |
| \$2.50 to \$2.99 .....  | 5 902  | 4 410              | 2 779                  | 1 439                | 192                       | 1 312            | 24                                    | 1 415                    | -    | 491  | 3 002                           | 1 237                | 55               |
| \$3.00 to \$3.99 .....  | 5 996  | 4 230              | 2 693                  | 1 257                | 280                       | 1 650            | -                                     | 1 090                    | 25   | 449  | 3 756                           | 731                  | 47               |
| \$4.00 to \$4.99 .....  | 1 669  | 1 286              | 829                    | 434                  | 23                        | 281              | -                                     | 307                      | -    | 23   | 1 109                           | 258                  | -                |
| \$5.00 to \$5.99 .....  | 571  | 275                | 252                    | 24                   | -                         | 241              | -                                     | 74                       | -    | 49   | 371                             | 148                  | -                |
| \$6.00 to \$7.49 .....  | 197  | 142                | 72                     | 23                   | 47                        | -                | -                                     | 49                       | -    | -  | 171                             | -                    | -                |
| \$7.50 or more .....  | 47   | 47                 | 23                     | 23                   | -                         | -                | -                                     | -                        | -    | -  | 47                              | -                    | -                |
| Not available <sup>2</sup> .....  | 4 271  | 3 213              | 1 844                  | 913                  | 456                       | 866              | -                                     | 1 734                    | -    | 247  | 1 946                           | 250                  | 23               |
| Median .....  | 2.25   | 2.21               | 2.28                   | 2.16                 | 1.97                      | 2.43             | 1.59                                  | 1.91                     | 3.50 | 2.09   | 2.67                            | 2.38                 | 1.52             |
| <b>FULL- OR PART-TIME EMPLOYMENT STATUS</b>                                   |  |                    |                        |                      |                           |                  |                                       |                          |      |  |                                 |                      |                  |
| Male, full- or part-time employed .....                                       | 30 471                                       | 21 819             | 12 867                 | 6 695                | 2 257                     | 6 613            | 24                                    | 6 997                    | 25   | 3 048  | 16 292                          | 4 376                | 213              |
| On full-time schedules .....  | 28 059                                       | 20 485             | 12 185                 | 6 269                | 2 031                     | 6 016            | 24                                    | 6 567                    | 25   | 2 859  | 15 084                          | 3 830                | 144              |
| On part time for economic reasons .....                                       | 1 751  | 926                | 449                    | 305                  | 171                       | 471              | -                                     | 356                      | -    | 166  | 743                             | 448                  | 70               |
| On part time for voluntary reasons .....                                      | 660  | 408                | 233                    | 120                  | 55                        | 126              | -                                     | 74                       | -    | 23   | 465                             | 98                   | -                |
| Female, full- or part-time employed .....                                     | 28 068                                       | 20 833             | 11 755                 | 6 737                | 2 341                     | 5 765            | 25                                    | 16 467                   | -    | 1 505  | 6 679                           | 3 734                | 411              |
| On full-time schedules .....  | 23 251                                       | 18 151             | 10 545                 | 5 683                | 1 924                     | 4 339            | 25                                    | 13 169                   | -    | 1 190  | 5 983                           | 3 159                | 314              |
| On part time for economic reasons .....                                       | 1 619  | 896                | 627                    | 246                  | 23                        | 523              | -                                     | 1 065                    | -    | 97   | 193                             | 310                  | 49               |
| On part time for voluntary reasons .....                                      | 3 199  | 1 786              | 583                    | 809                  | 394                       | 903              | -                                     | 2 233                    | -    | 218  | 503                             | 266                  | 48               |

<sup>1</sup> More than one method may be used.

<sup>2</sup> Not used in computing median.

Table 13. Cost of Public Transportation to Work: All Races

[Limited to persons 16 to 64 years, not in school]

| Weekly Earnings<br>Hourly Earnings<br>Family Status         | Total em-<br>ployed per-<br>sons using<br>public<br>transportation | Cost of one-way transportation <sup>1</sup> |                     |                     |                     |                     |                     |                   |                  |
|---|--|---|---------------------|---------------------|---------------------|---------------------|---------------------|-------------------|------------------|
|   |  | Less than<br>\$0.25                         | \$0.25 to<br>\$0.49 | \$0.50 to<br>\$0.74 | \$0.75 to<br>\$0.99 | \$1.00 to<br>\$1.24 | \$1.25 to<br>\$1.49 | \$1.50 or<br>more | Not<br>available |
| <b>WEEKLY EARNINGS OF FULL-TIME WAGE AND SALARY WORKERS</b> |  |   |                     |                     |                     |                     |                     |                   |                  |
| Total .....   | 17 572   | 24  | 15 183              | 588                 | 401                 | 70                  | 52                  | 199               | 1 055            |
| Less than \$50 .....  | 1 607  | -   | 1 412               | -                   | 121                 | 23                  | -                   | 25                | 25               |
| \$50 to \$64 .....  | 3 069  | 24  | 2 802               | 119                 | -                   | -                   | 23                  | -                 | 101              |
| \$65 to \$79 .....  | 3 394  | -   | 2 999               | 117                 | 47                  | 23                  | -                   | 32                | 175              |
| \$80 to \$89 .....  | 2 422  | -   | 2 185               | 75                  | -                   | -                   | -                   | 47                | 116              |
| \$90 to \$99 .....  | 1 315  | -   | 1 148               | 24                  | -                   | -                   | -                   | 47                | 97               |
| \$100 to \$124 .....  | 2 212  | -   | 1 872               | 98                  | 23                  | -                   | 28                  | -                 | 190              |
| \$125 to \$149 .....  | 1 046  | -   | 890                 | 75                  | -                   | -                   | -                   | -                 | 80               |
| \$150 to \$174 .....  | 242  | -   | 242                 | -                   | -                   | -                   | -                   | -                 | -                |
| \$175 to \$199 .....  | 259  | -   | 173                 | 32                  | -                   | -                   | -                   | -                 | 55               |
| \$200 to \$289 .....  | 131  | -   | 106                 | -                   | -                   | -                   | -                   | 25                | -                |
| \$300 or more .....   | 105  | -   | 52                  | -                   | -                   | 23                  | -                   | -                 | 30               |
| Not available <sup>2</sup> .....                            | 1 768  | -   | 1 302               | 48                  | 209                 | -                   | -                   | 23                | 186              |
| Median .....  | dollars.. 80   | 58  | 79                  | 84                  | 76                  | 72                  | 102                 | 87                | 92               |
| <b>HOURLY EARNINGS OF FULL-TIME WAGE AND SALARY WORKERS</b> |  |   |                     |                     |                     |                     |                     |                   |                  |
| Total .....   | 17 595   | 24  | 15 183              | 588                 | 401                 | 70                  | 52                  | 199               | 1 078            |
| Less than \$1.25 .....                                      | 1 947  | -   | 1 680               | 23                  | 121                 | -                   | 23                  | 25                | 74               |
| \$1.25 to \$1.59 .....                                      | 3 253  | 24  | 2 979               | 124                 | 23                  | -                   | -                   | -                 | 80               |
| \$1.60 to \$1.79 .....                                      | 1 515  | -   | 1 273               | 94                  | -                   | 23                  | -                   | 32                | 94               |
| \$1.80 to \$1.99 .....                                      | 2 107  | -   | 1 941               | 47                  | 24                  | -                   | -                   | 24                | 72               |
| \$2.00 to \$2.49 .....                                      | 3 539  | -   | 3 080               | 122                 | -                   | -                   | -                   | 70                | 267              |
| \$2.50 to \$2.99 .....                                      | 1 621  | -   | 1 375               | 28                  | 23                  | -                   | 28                  | -                 | 165              |
| \$3.00 to \$3.99 .....                                      | 1 329  | -   | 1 179               | 70                  | -                   | -                   | -                   | -                 | 80               |
| \$4.00 to \$4.99 .....                                      | 288  | -   | 225                 | 32                  | -                   | -                   | -                   | -                 | 32               |
| \$5.00 to \$5.99 .....                                      | 120  | -   | 72                  | -                   | -                   | 23                  | -                   | 25                | -                |
| \$6.00 to \$7.49 .....                                      | 77   | -   | 77                  | -                   | -                   | -                   | -                   | -                 | -                |
| \$7.50 or more .....  | 30   | -   | -                   | -                   | -                   | -                   | -                   | -                 | 30               |
| Not available <sup>2</sup> .....                            | 1 768  | -   | 1 302               | 48                  | 209                 | -                   | -                   | 23                | 186              |
| Median .....  | dollars.. 1.92   | 1.43  | 1.91                | 1.92                | 1.90                | 1.70                | 2.54                | 2.05              | 2.26             |
| <b>FAMILY STATUS</b>  |  |   |                     |                     |                     |                     |                     |                   |                  |
| <b>Male, total .....</b>                                    |  |   |                     |                     |                     |                     |                     |                   |                  |
| Male, total .....   | 7 698  | -   | 6 557               | 160                 | 212                 | 23                  | 52                  | 89                | 604              |
| Family head .....   | 4 072  | -   | 3 414               | 72                  | 184                 | 23                  | 23                  | 25                | 329              |
| Family member .....   | 1 639  | -   | 1 420               | -                   | -                   | -                   | -                   | 63                | 156              |
| Unrelated individual .....                                  | 1 987  | -   | 1 723               | 88                  | 28                  | -                   | 28                  | -                 | 119              |
| <b>Female, total .....</b>                                  |  |   |                     |                     |                     |                     |                     |                   |                  |
| Female, total .....   | 17 285   | 47  | 14 971              | 820                 | 316                 | 119                 | -                   | 215               | 796              |
| Family head .....   | 5 461  | -   | 4 791               | 309                 | 96                  | 72                  | -                   | 51                | 142              |
| No children under 18 years .....                            | 1 151  | -   | 1 007               | -                   | 47                  | 72                  | -                   | -                 | 24               |
| Children 6 to 17 years only .....                           | 2 200  | -   | 1 861               | 144                 | 49                  | -                   | -                   | 51                | 95               |
| Children under 6 years .....                                | 2 111  | -   | 1 923               | 164                 | -                   | -                   | -                   | -                 | 23               |
| Wife of head .....  | 5 871  | 47  | 4 853               | 342                 | 96                  | 47                  | -                   | 94                | 392              |
| No children under 18 years .....                            | 2 346  | 24  | 2 000               | 49                  | 47                  | -                   | -                   | 71                | 156              |
| Children 6 to 17 years only .....                           | 1 641  | -   | 1 227               | 221                 | 49                  | 23                  | -                   | -                 | 121              |
| Children under 6 years .....                                | 1 884  | 23  | 1 626               | 72                  | -                   | 23                  | -                   | 23                | 116              |
| Other family member .....                                   | 3 336  | -   | 2 975               | 95                  | 71                  | -                   | -                   | 70                | 124              |
| Unrelated individual .....                                  | 2 617  | -   | 2 352               | 74                  | 54                  | -                   | -                   | -                 | 137              |

<sup>1</sup> More than one method may be used. <sup>2</sup> Not used in computing median.

**Table 13a. Cost of Public Transportation to Work: Negro**

[Limited to persons 16 to 64 years, not in school.]

| Weekly Earnings<br>Hourly Earnings<br>Family Status         | Total employed persons using public transportation | Cost of one-way transportation <sup>1</sup> |                  |                  |                  |                  |                  |                | Not available |
|---|--|---|------------------|------------------|------------------|------------------|------------------|----------------|---------------|
|   |  | Less than \$0.25                            | \$0.25 to \$0.49 | \$0.50 to \$0.74 | \$0.75 to \$0.99 | \$1.00 to \$1.24 | \$1.25 to \$1.49 | \$1.50 or more |               |
| <b>WEEKLY EARNINGS OF FULL-TIME WAGE AND SALARY WORKERS</b> |  |   |                  |                  |                  |                  |                  |                |               |
| Total .....   | 16 478   | 24  | 14 316           | 534              | 372              | 70               | 52               | 199            | 911           |
| Less than \$50 .....  | 1 527  | -   | 1 332            | -                | 121              | 23               | -                | 25             | 25            |
| \$50 to \$64 .....  | 2 962  | 24  | 2 695            | 119              | -                | -                | 23               | -              | 101           |
| \$65 to \$79 .....  | 3 227  | -   | 2 888            | 117              | 47               | 23               | -                | 32             | 119           |
| \$80 to \$89 .....  | 2 257  | -   | 2 046            | 49               | -                | -                | -                | 47             | 116           |
| \$90 to \$99 .....  | 1 207  | -   | 1 040            | 24               | -                | -                | -                | 47             | 97            |
| \$100 to \$124 .....  | 2 001  | -   | 1 717            | 70               | 23               | -                | 28               | -              | 162           |
| \$125 to \$149 .....  | 936  | -   | 780              | 75               | -                | -                | -                | -              | 80            |
| \$150 to \$174 .....  | 214  | -   | 214              | -                | -                | -                | -                | -              | -             |
| \$175 to \$199 .....  | 259  | -   | 173              | 32               | -                | -                | -                | -              | 55            |
| \$200 to \$299 .....  | 131  | -   | 106              | -                | -                | -                | -                | 25             | -             |
| \$300 or more .....   | 47   | -   | 23               | -                | -                | 23               | -                | -              | -             |
| Not available <sup>2</sup> .....                            | 1 710  | -   | 1 302            | 48               | 181              | -                | -                | 23             | 156           |
| Median .....  | dollars. 79  | 58  | 78               | 81               | 76               | 72               | 102              | 87             | 92            |
| <b>HOURLY EARNINGS OF FULL-TIME WAGE AND SALARY WORKERS</b> |  |   |                  |                  |                  |                  |                  |                |               |
| Total .....   | 16 502   | 24  | 14 316           | 534              | 372              | 70               | 52               | 199            | 934           |
| Less than \$1.25 .....                                      | 1 868  | -   | 1 600            | 23               | 121              | -                | 23               | 25             | 74            |
| \$1.25 to \$1.59 .....                                      | 3 113  | 24  | 2 895            | 96               | 23               | 23               | -                | -              | 52            |
| \$1.60 to \$1.79 .....                                      | 1 410  | -   | 1 168            | 94               | -                | 23               | -                | 32             | 94            |
| \$1.80 to \$1.99 .....                                      | 2 029  | -   | 1 863            | 47               | 24               | -                | -                | 24             | 72            |
| \$2.00 to \$2.49 .....                                      | 3 268  | -   | 2 863            | 96               | -                | -                | -                | 70             | 239           |
| \$2.50 to \$2.99 .....                                      | 1 481  | -   | 1 264            | 28               | 23               | -                | 28               | -              | 137           |
| \$3.00 to \$3.99 .....                                      | 1 194  | -   | 1 044            | 70               | -                | -                | -                | -              | 80            |
| \$4.00 to \$4.99 .....                                      | 260  | -   | 197              | 32               | -                | -                | -                | -              | 32            |
| \$5.00 to \$5.99 .....                                      | 120  | -   | 72               | -                | -                | 23               | -                | 25             | -             |
| \$6.00 to \$7.49 .....                                      | 49   | -   | 49               | -                | -                | -                | -                | -              | -             |
| \$7.50 or more .....  | -  | -   | -                | -                | -                | -                | -                | -              | -             |
| Not available <sup>2</sup> .....                            | 1 710  | -   | 1 302            | 48               | 181              | -                | -                | 23             | 156           |
| Median .....  | dollars. 1.91                                      | 1.43  | 1.89             | 1.93             | 1.90             | 1.70             | 2.54             | 2.05           | 2.23          |
| <b>FAMILY STATUS</b>  |  |   |                  |                  |                  |                  |                  |                |               |
| <b>Male, total</b> .....                                    |  |   |                  |                  |                  |                  |                  |                |               |
| Male, total .....   | 7 046  | -   | 5 993            | 160              | 212              | 23               | 52               | 89             | 517           |
| Family head .....   | 3 675  | -   | 3 045            | 72               | 184              | 23               | 23               | 25             | 301           |
| Family member .....   | 1 610  | -   | 1 391            | -                | -                | -                | -                | 63             | 156           |
| Unrelated individual .....                                  | 1 762  | -   | 1 557            | 88               | 28               | -                | 28               | -              | 60            |
| <b>Female, total</b> .....                                  |  |   |                  |                  |                  |                  |                  |                |               |
| Female, total .....   | 16 467   | 47  | 14 318           | 767              | 288              | 119              | -                | 189            | 739           |
| Family head .....   | 5 274  | -   | 4 630            | 309              | 96               | 72               | -                | 25             | 142           |
| No children under 18 years .....                            | 1 065  | -   | 922              | -                | 47               | 72               | -                | -              | 24            |
| Children 6 to 17 years only .....                           | 2 121  | -   | 1 807            | 144              | 49               | -                | -                | 25             | 95            |
| Children under 6 years .....                                | 2 088  | -   | 1 900            | 164              | -                | -                | -                | -              | 23            |
| Wife of head .....  | 5 521  | 47  | 4 613            | 288              | 96               | 47               | -                | 94             | 336           |
| No children under 18 years .....                            | 2 150  | 24  | 1 861            | 49               | 47               | -                | -                | 71             | 99            |
| Children 6 to 17 years only .....                           | 1 587  | -   | 1 201            | 193              | 49               | 23               | -                | -              | 121           |
| Children under 6 years .....                                | 1 784  | 23  | 1 551            | 47               | -                | 23               | -                | 23             | 116           |
| Other family member .....                                   | 3 256  | -   | 2 895            | 95               | 71               | -                | -                | 70             | 124           |
| Unrelated individual .....                                  | 2 417  | -   | 2 181            | 74               | 25               | -                | -                | -              | 137           |

<sup>1</sup> More than one method may be used. <sup>2</sup> Not used in computing median.



Table 14. Persons Not in the Labor Force and Their Desire for Work: All Races

| Age and Sex<br>Family Status<br>Educational Attainment | Total not in labor force | Desire for work      |                         |                      |                       |                                    |                                |                                    |                          |                                   |                             |
|--|--------------------------|----------------------|-------------------------|----------------------|-----------------------|------------------------------------|--------------------------------|------------------------------------|--------------------------|-----------------------------------|-----------------------------|
|  |                          | Want regular job now |                         |                      |                       | Do not want job even if no problem |                                |                                    | Worked in last 12 months |                                   |                             |
|  |                          | Total                | Intend to look for work | May look--it depends | Do not intend to look | May want a job--it depends         | Would want a job if no problem | Do not want job even if no problem | Total                    | Want regular job now <sup>1</sup> |                             |
|  |                          |                      |                         |                      |                       |                                    |                                |                                    |                          | Total                             | Intend to look <sup>2</sup> |
| <b>AGE AND SEX</b>                                     |                          |                      |                         |                      |                       |                                    |                                |                                    |                          |                                   |                             |
| Total, 16 to 64 years                                  | 34 350                   | 11 683               | 6 894                   | 509                  | 4 281                 | 1 960                              | 9 474                          | 11 233                             | 9 248                    | 4 292                             | 3 231                       |
| Male, total  | 7 476                    | 2 532                | 1 376                   | 46                   | 1 110                 | 514                                | 2 259                          | 2 171                              | 2 595                    | 1 039                             | 868                         |
| 16 to 21 years, total                                  | 2 581                    | 1 113                | 626                     | 46                   | 440                   | 185                                | 162                            | 1 121                              | 1 195                    | 510                               | 394                         |
| 16 to 21 years, not in school                          | 394                      | 185                  | 93                      | 23                   | 69                    | 23                                 | 93                             | 93                                 | 185                      | 70                                | 46                          |
| 22 to 34 years, total                                  | 821                      | 296                  | 241                     | -                    | 55                    | 70                                 | 260                            | 195                                | 400                      | 217                               | 186                         |
| 22 to 34 years, veteran of Vietnam                     | 116                      | -                    | -                       | -                    | -                     | 23                                 | 23                             | 70                                 | 23                       | -                                 | -                           |
| 25 to 34 years   | 589                      | 249                  | 194                     | -                    | 55                    | 23                                 | 191                            | 125                                | 330                      | 194                               | 163                         |
| 35 to 44 years   | 935                      | 287                  | 107                     | -                    | 180                   | 70                                 | 500                            | 78                                 | 284                      | 130                               | 107                         |
| 45 to 54 years   | 1 668                    | 565                  | 320                     | -                    | 245                   | 131                                | 888                            | 85                                 | 500                      | 181                               | 181                         |
| 55 to 64 years   | 1 470                    | 272                  | 82                      | -                    | 190                   | 58                                 | 448                            | 692                                | 216                      | -                                 | -                           |
| 40 to 64 years   | 3 727                    | 965                  | 402                     | -                    | 562                   | 259                                | 1 703                          | 800                                | 826                      | 181                               | 181                         |
| Female, total  | 26 875                   | 9 151                | 5 518                   | 462                  | 3 171                 | 1 447                              | 7 215                          | 9 062                              | 6 653                    | 3 253                             | 2 363                       |
| 16 to 21 years, total                                  | 6 946                    | 2 998                | 2 006                   | 69                   | 923                   | 278                                | 949                            | 2 720                              | 2 653                    | 1 265                             | 969                         |
| 16 to 21 years, not in school                          | 2 776                    | 1 382                | 1 062                   | -                    | 320                   | 116                                | 856                            | 422                                | 1 205                    | 617                               | 552                         |
| 22 to 34 years   | 6 481                    | 2 823                | 1 890                   | 117                  | 817                   | 426                                | 1 799                          | 1 434                              | 1 895                    | 980                               | 721                         |
| 25 to 34 years   | 4 434                    | 1 711                | 1 102                   | 70                   | 539                   | 426                                | 1 313                          | 984                                | 1 247                    | 564                               | 397                         |
| 35 to 44 years   | 4 075                    | 1 229                | 689                     | 117                  | 423                   | 353                                | 1 553                          | 939                                | 871                      | 356                               | 283                         |
| 45 to 54 years   | 4 150                    | 1 321                | 702                     | 54                   | 565                   | 234                                | 1 386                          | 1 208                              | 596                      | 395                               | 263                         |
| 55 to 64 years   | 5 222                    | 779                  | 232                     | 105                  | 443                   | 155                                | 1 528                          | 2 760                              | 639                      | 257                               | 127                         |
| 40 to 64 years   | 11 654                   | 2 741                | 1 265                   | 206                  | 1 270                 | 626                                | 3 739                          | 4 549                              | 1 750                    | 868                               | 580                         |
| <b>FAMILY STATUS<sup>3</sup></b>                       |                          |                      |                         |                      |                       |                                    |                                |                                    |                          |                                   |                             |
| Male, total  | 5 017                    | 1 519                | 756                     | 23                   | 739                   | 328                                | 2 120                          | 1 050                              | 1 430                    | 512                               | 434                         |
| Family head  | 2 226                    | 781                  | 358                     | -                    | 423                   | 144                                | 788                            | 513                                | 565                      | 246                               | 223                         |
| Family member  | 1 491                    | 386                  | 234                     | 23                   | 129                   | 133                                | 622                            | 350                                | 363                      | 99                                | 76                          |
| Unrelated individual                                   | 1 299                    | 351                  | 164                     | -                    | 187                   | 52                                 | 709                            | 186                                | 501                      | 167                               | 136                         |
| Female, total  | 21 949                   | 7 069                | 4 296                   | 393                  | 2 381                 | 1 236                              | 7 099                          | 6 544                              | 4 927                    | 2 466                             | 1 854                       |
| Family head  | 4 129                    | 1 714                | 1 086                   | 121                  | 507                   | 223                                | 1 357                          | 835                                | 1 103                    | 629                               | 465                         |
| No children under 18 years                             | 678                      | 203                  | 128                     | 25                   | 49                    | 25                                 | 174                            | 276                                | 126                      | 77                                | 77                          |
| Children 6 to 17 years only                            | 1 213                    | 447                  | 274                     | 49                   | 124                   | 75                                 | 491                            | 201                                | 295                      | 201                               | 176                         |
| Children under 6 years                                 | 2 238                    | 1 064                | 684                     | 47                   | 333                   | 123                                | 692                            | 359                                | 682                      | 351                               | 212                         |
| Wife of head   | 11 507                   | 3 296                | 2 009                   | 221                  | 1 066                 | 626                                | 3 891                          | 3 694                              | 2 143                    | 1 074                             | 803                         |
| No children under 18 years                             | 4 600                    | 1 142                | 618                     | 104                  | 420                   | 148                                | 1 416                          | 1 894                              | 725                      | 415                               | 288                         |
| Children 6 to 17 years only                            | 2 580                    | 601                  | 338                     | 23                   | 240                   | 240                                | 847                            | 892                                | 410                      | 193                               | 168                         |
| Children under 6 years                                 | 4 327                    | 1 553                | 1 052                   | 94                   | 407                   | 238                                | 1 628                          | 908                                | 1 009                    | 466                               | 348                         |
| Other family member                                    | 4 152                    | 1 494                | 935                     | -                    | 560                   | 235                                | 1 124                          | 1 299                              | 1 062                    | 522                               | 419                         |
| Unrelated individual                                   | 2 161                    | 565                  | 266                     | 51                   | 248                   | 152                                | 727                            | 717                                | 619                      | 241                               | 167                         |
| <b>EDUCATIONAL ATTAINMENT<sup>3</sup></b>              |                          |                      |                         |                      |                       |                                    |                                |                                    |                          |                                   |                             |
| Male, total  | 5 017                    | 1 519                | 756                     | 23                   | 739                   | 328                                | 2 120                          | 1 050                              | 1 430                    | 512                               | 434                         |
| Elementary: 7 years or less                            | 2 340                    | 504                  | 246                     | -                    | 259                   | 122                                | 1 152                          | 561                                | 533                      | 79                                | 79                          |
| 8 years  | 513                      | 176                  | 102                     | -                    | 73                    | 52                                 | 197                            | 89                                 | 85                       | 25                                | 25                          |
| High school: 1 to 3 years                              | 1 226                    | 423                  | 215                     | 23                   | 185                   | 55                                 | 512                            | 235                                | 376                      | 206                               | 160                         |
| 4 years  | 677                      | 362                  | 194                     | -                    | 168                   | 72                                 | 132                            | 112                                | 329                      | 202                               | 171                         |
| College: 1 year or more                                | 261                      | 54                   | -                       | -                    | 54                    | 28                                 | 126                            | 53                                 | 107                      | -                                 | -                           |
| Female, total  | 21 949                   | 7 069                | 4 296                   | 393                  | 2 381                 | 1 236                              | 7 099                          | 6 544                              | 4 927                    | 2 466                             | 1 854                       |
| Elementary: 7 years or less                            | 6 833                    | 1 676                | 669                     | 149                  | 858                   | 370                                | 2 412                          | 2 375                              | 866                      | 402                               | 223                         |
| 8 years  | 2 051                    | 579                  | 284                     | 24                   | 271                   | 72                                 | 720                            | 680                                | 435                      | 192                               | 166                         |
| High school: 1 to 3 years                              | 6 893                    | 2 425                | 1 635                   | 150                  | 639                   | 407                                | 2 015                          | 1 746                              | 1 592                    | 810                               | 591                         |
| 4 years  | 5 565                    | 2 213                | 1 581                   | 70                   | 562                   | 313                                | 1 593                          | 1 445                              | 1 724                    | 987                               | 800                         |
| College: 1 year or more                                | 908                      | 176                  | 125                     | -                    | 50                    | 74                                 | 360                            | 297                                | 311                      | 74                                | 74                          |

<sup>1</sup> Excludes "May want job--it depends" and "Would want job."

<sup>2</sup> Excludes "May look for work."

<sup>3</sup> Persons 16 to 64 years, not in school.

Table 14a. Persons Not in the Labor Force and Their Desire for Work: Negro

| Age and Sex<br>Family Status<br>Educational Attainment | Total<br>not in<br>labor<br>force | Desire for work      |                               |                            |                             |                                  |   |   |       |                                   |                                |
|--|-----------------------------------|----------------------|-------------------------------|----------------------------|-----------------------------|----------------------------------|---|---|-------|-----------------------------------|--------------------------------|
|  |                                   | Want regular job now |                               |                            | Desire for work             |                                  |   | Worked in last 12 months                    |       |                                   |                                |
|  |                                   | Total                | Intend<br>to look<br>for work | May<br>look--it<br>depends | Do not<br>intend<br>to look | May want<br>a job--it<br>depends | Would<br>want a<br>job if no<br>problem | Do not<br>want job<br>even if no<br>problem | Total | Want regular job now <sup>1</sup> |                                |
|  |                                   |                      |                               |                            |                             |                                  |   |   |       | Total                             | Intend<br>to look <sup>2</sup> |
| <b>AGE AND SEX</b>                                     |                                   |                      |                               |                            |                             |                                  |   |   |       |                                   |                                |
| Total, 16 to 64 years .....                            | 28 226                            | 10 286               | 6 109                         | 452                        | 3 726                       | 1 722                            | 7 236                                   | 8 982                                       | 7 875 | 3 755                             | 2 830                          |
| Male, total .....                                      | 6 044                             | 2 093                | 1 146                         | 46                         | 901                         | 437                              | 1 765                                   | 1 749                                       | 2 203 | 912                               | 741                            |
| 16 to 21 years, total .....                            | 2 243                             | 1 020                | 579                           | 46                         | 394                         | 162                              | 116                                     | 945   | 1 084 | 510                               | 394                            |
| 16 to 21 years, not in school .....                    | 324                               | 139                  | 46                            | 23                         | 69                          | 23                               | 69                                      | 93  | 185   | 70                                | 46                             |
| 22 to 34 years, total .....                            | 696                               | 266                  | 211                           | -                          | 55                          | 70                               | 235                                     | 125   | 322   | 188                               | 156                            |
| 22 to 34 years, veteran of Vietnam .....               | 93                                | -                    | -                             | -                          | -                           | 23                               | 23                                      | 46  | 23    | -                                 | -                              |
| 25 to 34 years .....                                   | 510                               | 220                  | 165                           | -                          | 55                          | 23                               | 165                                     | 102   | 275   | 165                               | 133                            |
| 35 to 44 years .....                                   | 745                               | 182                  | 57                            | -                          | 125                         | 70                               | 415                                     | 78  | 234   | 80                                | 57                             |
| 45 to 54 years .....                                   | 1 351                             | 492                  | 273                           | -                          | 219                         | 107                              | 667                                     | 85  | 347   | 134                               | 134                            |
| 55 to 64 years .....                                   | 1 010                             | 133                  | 25                            | -                          | 107                         | 28                               | 333                                     | 515   | 216   | -                                 | -                              |
| 40 to 64 years .....                                   | 2 864                             | 727                  | 298                           | -                          | 428                         | 205                              | 1 308                                   | 624   | 673   | 134                               | 134                            |
| Female, total .....                                    | 22 182                            | 8 193                | 4 963                         | 405                        | 2 825                       | 1 285                            | 5 471                                   | 7 234                                       | 5 673 | 2 843                             | 2 089                          |
| 16 to 21 years, total .....                            | 5 996                             | 2 794                | 1 825                         | 69                         | 899                         | 278                              | 880                                     | 2 044                                       | 2 248 | 1 149                             | 853                            |
| 16 to 21 years, not in school .....                    | 2 521                             | 1 312                | 992                           | -                          | 320                         | 116                              | 787                                     | 306   | 1 066 | 570                               | 506                            |
| 22 to 34 years, total .....                            | 5 648                             | 2 698                | 1 817                         | 117                        | 764                         | 374                              | 1 349                                   | 1 227                                       | 1 724 | 908                               | 675                            |
| 22 to 34 years .....                                   | 3 893                             | 1 633                | 1 076                         | 70                         | 487                         | 374                              | 978                                     | 907   | 1 169 | 538                               | 397                            |
| 25 to 34 years .....                                   | 3 261                             | 1 054                | 586                           | 117                        | 351                         | 328                              | 1 120                                   | 759   | 722   | 305                               | 258                            |
| 35 to 44 years .....                                   | 3 161                             | 1 038                | 532                           | 25                         | 481                         | 178                              | 963                                     | 983   | 426   | 253                               | 177                            |
| 45 to 64 years .....                                   | 4 116                             | 609                  | 204                           | 76                         | 329                         | 127                              | 1 160                                   | 2 221                                       | 553   | 229                               | 127                            |
| 40 to 64 years .....                                   | 9 203                             | 2 210                | 1 040                         | 149                        | 1 021                       | 515                              | 2 797                                   | 3 681                                       | 1 396 | 646                               | 468                            |
| <b>FAMILY STATUS<sup>3</sup></b>                       |                                   |                      |                               |                            |                             |                                  |   |   |       |                                   |                                |
| Male, total .....                                      | 3 950                             | 1 126                | 527                           | 23                         | 576                         | 275                              | 1 676                                   | 873   | 1 197 | 385                               | 307                            |
| Family head .....                                      | 1 678                             | 570                  | 252                           | -                          | 319                         | 144                              | 593                                     | 371   | 487   | 196                               | 173                            |
| Family member .....                                    | 1 274                             | 311                  | 158                           | 23                         | 129                         | 103                              | 540                                     | 321   | 334   | 70                                | 46                             |
| Unrelated individual .....                             | 998                               | 245                  | 117                           | -                          | 128                         | 28                               | 543                                     | 182   | 377   | 120                               | 88                             |
| Female, total .....                                    | 17 989                            | 6 246                | 3 851                         | 336                        | 2 059                       | 1 074                            | 5 355                                   | 5 314                                       | 4 212 | 2 125                             | 1 650                          |
| Family head .....                                      | 3 858                             | 1 628                | 1 000                         | 121                        | 507                         | 170                              | 1 225                                   | 835   | 1 017 | 544                               | 379                            |
| No children under 18 years .....                       | 621                               | 174                  | 100                           | 25                         | 49                          | 25                               | 146                                     | 276   | 97    | 49                                | 49                             |
| Children 6 to 17 years only .....                      | 1 078                             | 390                  | 217                           | 49                         | 124                         | 49                               | 439                                     | 201   | 238   | 144                               | 119                            |
| Children under 6 years .....                           | 2 158                             | 1 064                | 684                           | 47                         | 333                         | 95                               | 640                                     | 359   | 682   | 351                               | 212                            |
| Wife of head .....                                     | 8 664                             | 2 789                | 1 743                         | 164                        | 883                         | 546                              | 2 474                                   | 2 854                                       | 1 792 | 942                               | 754                            |
| No children under 18 years .....                       | 3 171                             | 792                  | 455                           | 47                         | 290                         | 120                              | 812                                     | 1 447                                       | 571   | 308                               | 264                            |
| Children 6 to 17 years only .....                      | 2 050                             | 524                  | 261                           | 23                         | 240                         | 240                              | 581                                     | 705   | 358   | 167                               | 142                            |
| Children under 6 years .....                           | 3 444                             | 1 473                | 1 027                         | 94                         | 353                         | 186                              | 1 081                                   | 703   | 862   | 466                               | 348                            |
| Other family member .....                              | 3 662                             | 1 292                | 842                           | -                          | 450                         | 235                              | 1 042                                   | 1 094                                       | 892   | 398                               | 350                            |
| Unrelated individual .....                             | 1 804                             | 537                  | 266                           | 51                         | 220                         | 123                              | 613                                     | 531   | 510   | 241                               | 167                            |
| <b>EDUCATIONAL ATTAINMENT<sup>3</sup></b>              |                                   |                      |                               |                            |                             |                                  |   |   |       |                                   |                                |
| Male, total .....                                      | 3 950                             | 1 126                | 527                           | 23                         | 576                         | 275                              | 1 676                                   | 873   | 1 197 | 385                               | 307                            |
| Elementary: 7 years or less .....                      | 1 760                             | 373                  | 165                           | -                          | 209                         | 98                               | 845                                     | 443   | 398   | 25                                | 25                             |
| 8 years .....  | 403                               | 124                  | 51                            | -                          | 73                          | 52                               | 167                                     | 60  | 85    | 25                                | 25                             |
| High school: 1 to 3 years .....                        | 1 030                             | 317                  | 138                           | 23                         | 155                         | 25                               | 453                                     | 235   | 323   | 153                               | 106                            |
| 4 years .....  | 628                               | 312                  | 173                           | -                          | 138                         | 72                               | 132                                     | 112   | 309   | 182                               | 150                            |
| College: 1 year or more .....                          | 130                               | -                    | -                             | -                          | -                           | 28                               | 78                                      | 23  | 83    | -                                 | -                              |
| Female, total .....                                    | 17 989                            | 6 246                | 3 851                         | 336                        | 2 059                       | 1 074                            | 5 355                                   | 5 314                                       | 4 212 | 2 125                             | 1 650                          |
| Elementary: 7 years or less .....                      | 5 442                             | 1 402                | 587                           | 149                        | 666                         | 342                              | 1 849                                   | 1 850                                       | 729   | 320                               | 195                            |
| 8 years .....  | 1 256                             | 356                  | 163                           | 24                         | 169                         | 72                               | 364                                     | 464   | 282   | 94                                | 94                             |
| High school: 1 to 3 years .....                        | 5 686                             | 2 179                | 1 475                         | 93                         | 611                         | 352                              | 1 585                                   | 1 569                                       | 1 359 | 673                               | 511                            |
| 4 years .....  | 4 877                             | 2 133                | 1 501                         | 70                         | 562                         | 233                              | 1 274                                   | 1 236                                       | 1 574 | 964                               | 776                            |
| College: 1 year or more .....                          | 726                               | 176                  | 125                           | -                          | 50                          | 74                               | 282                                     | 194   | 288   | 74                                | 74                             |

<sup>1</sup> Excludes "May want job--it depends" and "Would want job."

<sup>2</sup> Excludes "May look for work."

<sup>3</sup> Persons 16 to 64 years, not in school.

Table 15. Persons Not in the Labor Force Who Want, Might Want, or Would Want a Regular Job Now, and Reason Not Seeking Work: All Races

| Age and Sex<br>Family Status<br>Educational Attainment | Total not in labor force who indicate desire for work | Reasons not looking for work |                                     |                        |                         |                                      |   |                   |                        |   |  |
|--|---|------------------------------|-------------------------------------|------------------------|-------------------------|--------------------------------------|---|-------------------|------------------------|---|--|
|  |   | Main reason                  |                                     |                        |                         |                                      |   |                   | Secondary reason       |   |  |
|  |   | Family responsibilities      | Poor health, illness, or disability | Inability to find work | Transportation problems | Employers think too young or too old | Lack of skill, experience, or education | All other reasons | Inability to find work | Lack of skill, experience, or education |  |
| <b>AGE AND SEX</b>                                     |   |                              |                                     |                        |                         |                                      |   |                   |                        |   |  |
| Total, 16 to 64 years                                  | 25 082  | 5 435                        | 9 870                               | 669                    | 156                     | -                                    | 834                                     | 8 098             | 2 203                  | 1 950                                   |  |
| Male, total  | 5 389   | 46                           | 3 234                               | 106                    | 48                      | -                                    | 104                                     | 1 850             | 666                    | 147                                     |  |
| 16 to 21 years, total                                  | 1 460   | 23                           | 70                                  | 46                     | 23                      | -                                    | 46                                      | 1 252             | 255                    | -                                       |  |
| 16 to 21 years, not in school                          | 301   | 23                           | 70                                  | 46                     | 23                      | -                                    | 46                                      | 93                | 92                     | -                                       |  |
| 22 to 34 years, total                                  | 649   | 23                           | 314                                 | -                      | -                       | -                                    | -                                       | 312               | 185                    | 23                                      |  |
| 22 to 34 years, veteran of Vietnam                     | 46  | -                            | 23                                  | -                      | -                       | -                                    | -                                       | 23                | 23                     | -                                       |  |
| 25 to 34 years   | 487   | -                            | 268                                 | -                      | -                       | -                                    | -                                       | 219               | 116                    | -                                       |  |
| 35 to 44 years   | 857   | -                            | 766                                 | -                      | -                       | -                                    | 29                                      | 61                | 59                     | 67                                      |  |
| 45 to 54 years   | 1 612   | -                            | 1 472                               | 30                     | 25                      | -                                    | 29                                      | 56                | 138                    | 57                                      |  |
| 55 to 64 years   | 811   | -                            | 613                                 | 30                     | -                       | -                                    | -                                       | 169               | 29                     | -                                       |  |
| 40 to 64 years   | 2 987   | -                            | 2 619                               | 59                     | 25                      | -                                    | 29                                      | 255               | 197                    | 80                                      |  |
| Female, total  | 19 693  | 5 389                        | 6 636                               | 563                    | 108                     | -                                    | 750                                     | 6 248             | 1 537                  | 1 803                                   |  |
| 16 to 21 years, total                                  | 4 272   | 881                          | 551                                 | 301                    | -                       | -                                    | 162                                     | 2 377             | 464                    | 324                                     |  |
| 16 to 21 years, not in school                          | 2 400   | 881                          | 551                                 | 277                    | -                       | -                                    | 162                                     | 529               | 279                    | 324                                     |  |
| 22 to 34 years   | 5 514   | 2 519                        | 941                                 | 140                    | 26                      | -                                    | 283                                     | 1 605             | 632                    | 584                                     |  |
| 25 to 34 years   | 3 823   | 1 825                        | 733                                 | 70                     | 26                      | -                                    | 190                                     | 980               | 400                    | 445                                     |  |
| 35 to 44 years   | 3 444   | 1 241                        | 1 445                               | 72                     | -                       | -                                    | 96                                      | 590               | 283                    | 380                                     |  |
| 45 to 54 years   | 3 483   | 543                          | 1 855                               | 50                     | 29                      | -                                    | 155                                     | 851               | 79                     | 414                                     |  |
| 55 to 64 years   | 2 981   | 206                          | 1 843                               | -                      | 54                      | -                                    | 54                                      | 824               | 79                     | 101                                     |  |
| 40 to 64 years   | 8 331   | 1 252                        | 4 612                               | 123                    | 82                      | -                                    | 256                                     | 2 005             | 322                    | 657                                     |  |
| <b>FAMILY STATUS<sup>1</sup></b>                       |   |                              |                                     |                        |                         |                                      |   |                   |                        |   |  |
| Male, total  | 4 051   | 46                           | 3 214                               | 106                    | 48                      | -                                    | 104                                     | 533               | 480                    | 147                                     |  |
| Family head  | 1 736   | -                            | 1 563                               | -                      | 25                      | -                                    | -                                       | 148               | 106                    | 67                                      |  |
| Family member  | 1 169   | 46                           | 740                                 | 46                     | 23                      | -                                    | 46                                      | 267               | 227                    | 52                                      |  |
| Unrelated individual                                   | 1 145   | -                            | 911                                 | 59                     | -                       | -                                    | 58                                      | 117               | 147                    | 28                                      |  |
| Female, total  | 17 285  | 5 342                        | 6 636                               | 540                    | 108                     | -                                    | 726                                     | 3 933             | 1 189                  | 1 803                                   |  |
| Family head  | 3 615   | 1 066                        | 1 767                               | -                      | -                       | -                                    | 122                                     | 659               | 234                    | 511                                     |  |
| No children under 18 years                             | 502   | 23                           | 303                                 | -                      | -                       | -                                    | 25                                      | 151               | -                      | 47                                      |  |
| Children 8 to 17 years only                            | 1 111   | 221                          | 666                                 | -                      | -                       | -                                    | 25                                      | 199               | -                      | 103                                     |  |
| Children under 6 years                                 | 2 002   | 822                          | 798                                 | -                      | -                       | -                                    | 72                                      | 309               | 234                    | 361                                     |  |
| Wife of head   | 9 047   | 3 551                        | 2 632                               | 186                    | 83                      | -                                    | 416                                     | 2 180             | 690                    | 887                                     |  |
| No children under 18 years                             | 3 112   | 499                          | 1 483                               | 47                     | 57                      | -                                    | 99                                      | 928               | 145                    | 175                                     |  |
| Children 8 to 17 years only                            | 2 060   | 756                          | 597                                 | 23                     | -                       | -                                    | 145                                     | 540               | 170                    | 191                                     |  |
| Children under 6 years                                 | 3 875   | 2 296                        | 552                                 | 116                    | 26                      | -                                    | 172                                     | 713               | 375                    | 521                                     |  |
| Other family member                                    | 3 059   | 655                          | 1 244                               | 280                    | -                       | -                                    | 139                                     | 741               | 265                    | 306                                     |  |
| Unrelated individual                                   | 1 564   | 70                           | 994                                 | 74                     | 25                      | -                                    | 49                                      | 353               | -                      | 99                                      |  |
| <b>EDUCATIONAL ATTAINMENT<sup>1</sup></b>              |   |                              |                                     |                        |                         |                                      |   |                   |                        |   |  |
| Male, total  | 4 051   | 46                           | 3 214                               | 106                    | 48                      | -                                    | 104                                     | 533               | 480                    | 147                                     |  |
| Elementary: 7 years or less                            | 1 811   | 23                           | 1 561                               | -                      | 25                      | -                                    | 29                                      | 172               | 116                    | 103                                     |  |
| 8 years  | 424   | -                            | 300                                 | 53                     | 23                      | -                                    | 23                                      | 25                | 103                    | -                                       |  |
| High school: 1 to 3 years                              | 991   | -                            | 752                                 | 53                     | -                       | -                                    | 23                                      | 162               | 126                    | -                                       |  |
| 4 years  | 617   | 23                           | 443                                 | -                      | -                       | -                                    | 29                                      | 121               | 81                     | 44                                      |  |
| College: 1 year or more                                | 208   | -                            | 157                                 | -                      | -                       | -                                    | -                                       | 51                | 55                     | -                                       |  |
| Female, total  | 17 285  | 5 342                        | 6 636                               | 540                    | 108                     | -                                    | 726                                     | 3 933             | 1 189                  | 1 803                                   |  |
| Elementary: 7 years or less                            | 5 021   | 702                          | 3 159                               | 25                     | 29                      | -                                    | 201                                     | 906               | 277                    | 690                                     |  |
| 8 years  | 1 671   | 468                          | 657                                 | 46                     | -                       | -                                    | 75                                      | 425               | 98                     | 94                                      |  |
| High school: 1 to 3 years                              | 5 405   | 2 176                        | 1 612                               | 213                    | 29                      | -                                    | 168                                     | 1 208             | 464                    | 693                                     |  |
| 4 years  | 4 534   | 1 708                        | 1 038                               | 255                    | 26                      | -                                    | 257                                     | 1 250             | 350                    | 327                                     |  |
| College: 1 year or more                                | 654   | 289                          | 171                                 | -                      | 25                      | -                                    | 25                                      | 144               | -                      | -                                       |  |

<sup>1</sup> Persons 16 to 64 years, not in school.

Table 15a. Persons Not in the Labor Force Who Want, Might Want, or Would Want a Regular Job Now, and Reason Not Seeking Work: Negro

| Age and Sex<br>Family Status<br>Educational Attainment | Total not in labor force who indicate desire for work | Reasons not looking for work |                                     |                        |                         |                                      |   |                   |                        |   |
|--|---|------------------------------|-------------------------------------|------------------------|-------------------------|--------------------------------------|---|-------------------|------------------------|---|
|  |   | Main reason                  |                                     |                        |                         |                                      |   | Secondary reason  |                        |   |
|  |   | Family responsibilities      | Poor health, illness, or disability | Inability to find work | Transportation problems | Employers think too young or too old | Lack of skill, experience, or education | All other reasons | Inability to find work | Lack of skill, experience, or education |
| <b>AGE AND SEX</b>                                     |   |                              |                                     |                        |                         |                                      |   |                   |                        |   |
| Total, 16 to 64 years                                  | 20 801  | 4 473                        | 7 932                               | 538                    | 51                      | -                                    | 693                                     | 7 115             | 1 815                  | 1 770                                   |
| Male, total  | 4 375   | 23                           | 2 615                               | 46                     | 25                      | -                                    | 51                                      | 1 614             | 479                    | 127                                     |
| 16 to 21 years, total                                  | 1 298   | -                            | 70                                  | 46                     | -                       | -                                    | 23                                      | 1 159             | 185                    | -                                       |
| 16 to 21 years, not in school                          | 231   | -                            | 70                                  | 46                     | -                       | -                                    | 23                                      | 93                | 69                     | -                                       |
| 22 to 34 years, total                                  | 594   | 23                           | 314                                 | -                      | -                       | -                                    | -                                       | 257               | 156                    | 23                                      |
| 22 to 34 years, veteran of Vietnam                     | 46  | -                            | 23                                  | -                      | -                       | -                                    | -                                       | 23                | 23                     | -                                       |
| 25 to 34 years   | 432   | -                            | 268                                 | -                      | -                       | -                                    | -                                       | 164               | 86                     | -                                       |
| 35 to 44 years   | 666   | -                            | 635                                 | -                      | -                       | -                                    | -                                       | 32                | -                      | 47                                      |
| 45 to 54 years   | 1 294   | -                            | 1 184                               | -                      | 25                      | -                                    | 29                                      | 56                | 138                    | 57                                      |
| 55 to 64 years   | 523   | -                            | 413                                 | -                      | -                       | -                                    | -                                       | 110               | -                      | -                                       |
| 40 to 64 years   | 2 297   | -                            | 2 076                               | -                      | 25                      | -                                    | 29                                      | 167               | 138                    | 80                                      |
| Female, total  | 16 426  | 4 450                        | 5 317                               | 491                    | 25                      | -                                    | 641                                     | 5 501             | 1 336                  | 1 644                                   |
| 16 to 21 years, total                                  | 3 975   | 788                          | 551                                 | 254                    | -                       | -                                    | 162                                     | 2 219             | 464                    | 301                                     |
| 16 to 21 years, not in school                          | 2 238   | 788                          | 551                                 | 231                    | -                       | -                                    | 162                                     | 506               | 279                    | 301                                     |
| 22 to 34 years   | 4 813   | 2 071                        | 863                                 | 140                    | -                       | -                                    | 257                                     | 1 481             | 560                    | 584                                     |
| 25 to 34 years   | 3 308   | 1 516                        | 655                                 | 70                     | -                       | -                                    | 164                                     | 902               | 374                    | 445                                     |
| 35 to 44 years   | 2 759   | 984                          | 1 166                               | 47                     | -                       | -                                    | 70                                      | 492               | 211                    | 329                                     |
| 45 to 54 years   | 2 578   | 430                          | 1 317                               | 50                     | -                       | -                                    | 127                                     | 654               | 51                     | 330                                     |
| 55 to 64 years   | 2 301   | 177                          | 1 418                               | -                      | 25                      | -                                    | 25                                      | 654               | 51                     | 101                                     |
| 40 to 64 years   | 6 468   | 983                          | 3 598                               | 97                     | 25                      | -                                    | 199                                     | 1 566             | 219                    | 572                                     |
| <b>FAMILY STATUS<sup>1</sup></b>                       |   |                              |                                     |                        |                         |                                      |   |                   |                        |   |
| Male, total  | 3 156   | 23                           | 2 595                               | 46                     | 25                      | -                                    | 51                                      | 415               | 340                    | 127                                     |
| Family head  | 1 330   | -                            | 1 181                               | -                      | 25                      | -                                    | -                                       | 124               | 77                     | 47                                      |
| Family member  | 982   | 23                           | 681                                 | 46                     | -                       | -                                    | 23                                      | 208               | 175                    | 52                                      |
| Unrelated individual                                   | 844   | -                            | 733                                 | -                      | -                       | -                                    | 29                                      | 83                | 88                     | 28                                      |
| Female, total  | 14 152  | 4 403                        | 5 317                               | 468                    | 25                      | -                                    | 618                                     | 3 320             | 988                    | 1 644                                   |
| Family head  | 3 344   | 1 015                        | 1 574                               | -                      | -                       | -                                    | 122                                     | 633               | 234                    | 429                                     |
| No children under 18 years                             | 445   | 23                           | 246                                 | -                      | -                       | -                                    | 25                                      | 151               | -                      | 47                                      |
| Children 6 to 17 years only                            | 977   | 195                          | 583                                 | -                      | -                       | -                                    | 25                                      | 173               | -                      | 49                                      |
| Children under 6 years                                 | 1 922   | 797                          | 744                                 | -                      | -                       | -                                    | 72                                      | 309               | 234                    | 333                                     |
| Wife of head   | 6 726   | 2 687                        | 1 815                               | 186                    | -                       | -                                    | 308                                     | 1 730             | 541                    | 810                                     |
| No children under 18 years                             | 2 073   | 339                          | 878                                 | 47                     | -                       | -                                    | 70                                      | 739               | 96                     | 147                                     |
| Children 6 to 17 years only                            | 1 609   | 573                          | 462                                 | 23                     | -                       | -                                    | 119                                     | 432               | 119                    | 191                                     |
| Children under 6 years                                 | 3 043   | 1 774                        | 475                                 | 116                    | -                       | -                                    | 118                                     | 559               | 326                    | 472                                     |
| Other family member                                    | 2 689   | 632                          | 1 077                               | 208                    | -                       | -                                    | 139                                     | 633               | 213                    | 306                                     |
| Unrelated individual                                   | 1 393   | 70                           | 852                                 | 74                     | 25                      | -                                    | 49                                      | 324               | -                      | 99                                      |
| <b>EDUCATIONAL ATTAINMENT<sup>1</sup></b>              |   |                              |                                     |                        |                         |                                      |   |                   |                        |   |
| Male, total  | 3 156   | 23                           | 2 595                               | 46                     | 25                      | -                                    | 51                                      | 415               | 340                    | 127                                     |
| Elementary: 7 years or less                            | 1 345   | -                            | 1 206                               | -                      | 25                      | -                                    | 29                                      | 85                | 57                     | 103                                     |
| 8 years  | 343   | -                            | 271                                 | 23                     | -                       | -                                    | 23                                      | 25                | 51                     | -                                       |
| High school: 1 to 3 years                              | 795   | -                            | 640                                 | 23                     | -                       | -                                    | -                                       | 132               | 126                    | -                                       |
| 4 years  | 567   | 23                           | 423                                 | -                      | -                       | -                                    | -                                       | 121               | 51                     | 23                                      |
| College: 1 year or more                                | 106   | -                            | 55                                  | -                      | -                       | -                                    | -                                       | 51                | 55                     | -                                       |
| Female, total  | 14 152  | 4 403                        | 5 317                               | 468                    | 25                      | -                                    | 618                                     | 3 320             | 988                    | 1 644                                   |
| Elementary: 7 years or less                            | 3 966   | 550                          | 2 552                               | -                      | -                       | -                                    | 148                                     | 716               | 195                    | 585                                     |
| 8 years  | 956   | 265                          | 411                                 | -                      | -                       | -                                    | 46                                      | 234               | 23                     | 94                                      |
| High school: 1 to 3 years                              | 4 647   | 1 903                        | 1 253                               | 213                    | -                       | -                                    | 142                                     | 1 136             | 420                    | 639                                     |
| 4 years  | 4 006   | 1 474                        | 930                                 | 255                    | -                       | -                                    | 257                                     | 1 090             | 350                    | 327                                     |
| College: 1 year or more                                | 576   | 211                          | 171                                 | -                      | 25                      | -                                    | 25                                      | 144               | -                      | -                                       |

<sup>1</sup> Persons 18 to 64 years, not in school.

Table 16. When Persons Not in the Labor Force Last Worked at a Regular Job: All Races

| Age and Sex<br>Family Status<br>Educational Attainment<br>Major Occupation Group of Last<br>Regular Job | Total<br>not in<br>labor<br>force | When last worked               |                                       |                                       |  |                              |                             |                                |                                       |                                       |  |                              |  |  |
|---|-----------------------------------|--------------------------------|---------------------------------------|---------------------------------------|--|------------------------------|-----------------------------|--------------------------------|---------------------------------------|---------------------------------------|--|------------------------------|--|--|
|   |                                   | Worked<br>in last<br>12 months | Worked<br>from 1 to<br>3 years<br>ago | Worked<br>from 3 to<br>5 years<br>ago | Worked<br>5 or more<br>years<br>ago <sup>1</sup> | Never<br>worked <sup>1</sup> | Want job and intend to look |                                |                                       |                                       |  |                              |  |  |
|   |                                   |                                |                                       |                                       |  |                              | Total                       | Worked<br>in last<br>12 months | Worked<br>from 1 to<br>3 years<br>ago | Worked<br>from 3 to<br>5 years<br>ago | Worked<br>5 or more<br>years<br>ago <sup>1</sup> | Never<br>worked <sup>1</sup> |  |  |
| <b>AGE AND SEX</b>  |                                   |                                |                                       |                                       |  |                              |                             |                                |                                       |                                       |  |                              |  |  |
| Total, 16 to 64 years   | 34 350                            | 9 248                          | 7 528                                 | 1 944                                 | 9 417  | 6 212                        | 6 894                       | 3 231                          | 1 834                                 | 384                                   | 612  | 834                          |  |  |
| Male, total   | 7 476                             | 2 595                          | 1 494                                 | 313                                   | 1 709  | 1 364                        | 1 376                       | 868                            | 181                                   | -                                     | 165  | 162                          |  |  |
| 16 to 21 years, total   | 2 581                             | 1 195                          | 274                                   | -                                     | 23   | 1 089                        | 626                         | 394                            | 47                                    | -                                     | 23   | 162                          |  |  |
| 16 to 21 years, not in school   | 394                               | 185                            | 70                                    | -                                     | 23   | 116                          | 93                          | 46                             | 23                                    | -                                     | 23   | -                            |  |  |
| 22 to 34 years, total   | 821                               | 400                            | 203                                   | 24                                    | 102  | 93                           | 241                         | 186                            | 23                                    | -                                     | 32   | -                            |  |  |
| 22 to 34 years, veteran of Vietnam  | 116                               | 23                             | 47                                    | -                                     | 23   | 23                           | -                           | -                              | -                                     | -                                     | -  | -                            |  |  |
| 25 to 34 years  | 589                               | 330                            | 110                                   | 24                                    | 78   | 47                           | 194                         | 163                            | -                                     | -                                     | 32   | -                            |  |  |
| 35 to 44 years  | 935                               | 284                            | 180                                   | 23                                    | 294  | 154                          | 107                         | 107                            | -                                     | -                                     | -  | -                            |  |  |
| 45 to 54 years  | 1 668                             | 500                            | 455                                   | 107                                   | 578  | 28                           | 320                         | 181                            | 57                                    | -                                     | 82   | -                            |  |  |
| 55 to 64 years  | 1 470                             | 216                            | 382                                   | 159                                   | 713  | -                            | 82                          | -                              | 54                                    | -                                     | 29   | -                            |  |  |
| 40 to 64 years  | 3 727                             | 826                            | 939                                   | 289                                   | 1 553  | 119                          | 402                         | 181                            | 111                                   | -                                     | 110  | -                            |  |  |
| Female, total   | 26 875                            | 6 653                          | 6 034                                 | 1 632                                 | 7 708  | 4 848                        | 5 518                       | 2 363                          | 1 654                                 | 384                                   | 447  | 671                          |  |  |
| 16 to 21 years, total   | 6 946                             | 2 653                          | 1 149                                 | 46                                    | 46   | 3 051                        | 2 006                       | 969                            | 412                                   | -                                     | 23   | 602                          |  |  |
| 16 to 21 years, not in school   | 2 776                             | 1 205                          | 556                                   | 46                                    | 46   | 922                          | 1 062                       | 552                            | 209                                   | -                                     | 23   | 278                          |  |  |
| 22 to 34 years, total   | 6 481                             | 1 895                          | 2 140                                 | 592                                   | 1 089  | 765                          | 1 890                       | 721                            | 725                                   | 233                                   | 141  | 70                           |  |  |
| 25 to 34 years  | 4 434                             | 1 247                          | 1 380                                 | 407                                   | 974  | 426                          | 1 102                       | 397                            | 400                                   | 140                                   | 141  | 23                           |  |  |
| 35 to 44 years  | 4 075                             | 871                            | 1 028                                 | 430                                   | 1 412  | 334                          | 689                         | 283                            | 260                                   | 50                                    | 96   | -                            |  |  |
| 45 to 54 years  | 4 150                             | 596                            | 800                                   | 306                                   | 2 082  | 366                          | 702                         | 263                            | 180                                   | 101                                   | 158  | -                            |  |  |
| 55 to 64 years  | 5 222                             | 639                            | 917                                   | 257                                   | 3 079  | 332                          | 232                         | 127                            | 76                                    | -                                     | 29   | -                            |  |  |
| 40 to 64 years  | 11 654                            | 1 750                          | 2 202                                 | 847                                   | 5 966  | 889                          | 1 265                       | 580                            | 350                                   | 124                                   | 210  | -                            |  |  |
| <b>FAMILY STATUS<sup>2</sup></b>  |                                   |                                |                                       |                                       |  |                              |                             |                                |                                       |                                       |  |                              |  |  |
| Male, total   | 5 017                             | 1 430                          | 1 220                                 | 313                                   | 1 709  | 345                          | 756                         | 434                            | 157                                   | -                                     | 165  | -                            |  |  |
| Family head   | 2 226                             | 565                            | 503                                   | 198                                   | 936  | 24                           | 358                         | 223                            | 54                                    | -                                     | 82   | -                            |  |  |
| Family member   | 1 491                             | 363                            | 408                                   | 28                                    | 401  | 292                          | 234                         | 76                             | 75                                    | -                                     | 83   | -                            |  |  |
| Unrelated individual  | 1 299                             | 501                            | 309                                   | 86                                    | 373  | 30                           | 164                         | 136                            | 29                                    | -                                     | -  | -                            |  |  |
| Female, total   | 21 949                            | 4 927                          | 5 164                                 | 1 562                                 | 7 684  | 2 612                        | 4 296                       | 1 854                          | 1 334                                 | 337                                   | 447  | 324                          |  |  |
| Family head   | 4 129                             | 1 103                          | 1 268                                 | 318                                   | 1 220  | 220                          | 1 086                       | 465                            | 426                                   | 99                                    | 95   | -                            |  |  |
| No children under 18 years  | 678                               | 126                            | 223                                   | 49                                    | 281  | -                            | 128                         | 77                             | 25                                    | -                                     | 25   | -                            |  |  |
| Children 6 to 17 years only   | 1 213                             | 295                            | 318                                   | 98                                    | 453  | 49                           | 274                         | 176                            | 72                                    | 25                                    | 4  | -                            |  |  |
| Children under 6 years  | 2 238                             | 682                            | 727                                   | 172                                   | 487  | 171                          | 684                         | 212                            | 329                                   | 74                                    | 70   | -                            |  |  |
| Wife of head  | 11 507                            | 2 143                          | 2 678                                 | 729                                   | 4 870  | 1 087                        | 2 009                       | 803                            | 617                                   | 214                                   | 304  | 70                           |  |  |
| No children under 18 years  | 4 600                             | 725                            | 648                                   | 274                                   | 2 658  | 296                          | 618                         | 288                            | 147                                   | 75                                    | 109  | -                            |  |  |
| Children 6 to 17 years only   | 2 580                             | 410                            | 586                                   | 96                                    | 1 167  | 321                          | 338                         | 168                            | 73                                    | -                                     | 74   | 23                           |  |  |
| Children under 6 years  | 4 327                             | 1 009                          | 1 444                                 | 359                                   | 1 045  | 470                          | 1 052                       | 348                            | 397                                   | 140                                   | 121  | 46                           |  |  |
| Other family member   | 4 152                             | 1 062                          | 711                                   | 292                                   | 899  | 1 189                        | 935                         | 419                            | 214                                   | -                                     | 47   | 255                          |  |  |
| Unrelated individual  | 2 161                             | 619                            | 508                                   | 222                                   | 696  | 116                          | 266                         | 167                            | 76                                    | 23                                    | -  | -                            |  |  |
| <b>EDUCATIONAL ATTAINMENT<sup>2</sup></b>   |                                   |                                |                                       |                                       |  |                              |                             |                                |                                       |                                       |  |                              |  |  |
| Male, total   | 5 017                             | 1 430                          | 1 220                                 | 313                                   | 1 709  | 345                          | 756                         | 434                            | 157                                   | -                                     | 165  | -                            |  |  |
| Elementary: 7 years or less   | 2 340                             | 533                            | 542                                   | 155                                   | 943  | 168                          | 246                         | 79                             | 85                                    | -                                     | 82   | -                            |  |  |
| 8 years   | 513                               | 85                             | 110                                   | 25                                    | 269  | 23                           | 102                         | 25                             | 25                                    | -                                     | 51   | -                            |  |  |
| High school: 1 to 3 years   | 1 226                             | 376                            | 387                                   | 55                                    | 277  | 131                          | 215                         | 160                            | 23                                    | -                                     | 32   | -                            |  |  |
| 4 years   | 677                               | 329                            | 158                                   | 54                                    | 113  | 23                           | 194                         | 171                            | 23                                    | -                                     | -  | -                            |  |  |
| College: 1 year or more   | 261                               | 107                            | 23                                    | 24                                    | 108  | -                            | -                           | -                              | -                                     | -                                     | -  | -                            |  |  |
| Female, total   | 21 949                            | 4 927                          | 5 164                                 | 1 562                                 | 7 684  | 2 612                        | 4 296                       | 1 854                          | 1 334                                 | 337                                   | 447  | 324                          |  |  |
| Elementary: 7 years or less   | 6 833                             | 866                            | 1 383                                 | 330                                   | 3 374  | 881                          | 669                         | 223                            | 248                                   | 23                                    | 151  | 23                           |  |  |
| 8 years   | 2 051                             | 435                            | 375                                   | 126                                   | 872  | 244                          | 284                         | 166                            | 72                                    | -                                     | -  | 46                           |  |  |
| High school: 1 to 3 years   | 6 593                             | 1 592                          | 2 010                                 | 382                                   | 1 808  | 802                          | 1 635                       | 591                            | 518                                   | 172                                   | 169  | 186                          |  |  |
| 4 years   | 5 565                             | 1 724                          | 1 281                                 | 549                                   | 1 375  | 637                          | 1 581                       | 800                            | 495                                   | 116                                   | 101  | 69                           |  |  |
| College: 1 year or more   | 908                               | 311                            | 116                                   | 175                                   | 257  | 48                           | 125                         | 74                             | -                                     | 25                                    | 25   | -                            |  |  |
| <b>MAJOR OCCUPATION GROUP<sup>2</sup></b>   |                                   |                                |                                       |                                       |  |                              |                             |                                |                                       |                                       |  |                              |  |  |
| Total, previously employed  | 14 615                            | 6 357                          | 6 384                                 | 1 874                                 | -  | -                            | 4 116                       | 2 288                          | 1 491                                 | 337                                   | -  | -                            |  |  |
| Professional and technical  | 423                               | 192                            | 135                                   | 96                                    | -  | -                            | 95                          | 95                             | -                                     | -                                     | -  | -                            |  |  |
| Managerial and administrative   | 362                               | 124                            | 156                                   | 82                                    | -  | -                            | 173                         | 124                            | 23                                    | 25                                    | -  | -                            |  |  |
| Sales   | 500                               | 279                            | 149                                   | 72                                    | -  | -                            | 158                         | 112                            | 46                                    | -                                     | -  | -                            |  |  |
| Clerical  | 1 903                             | 937                            | 769                                   | 197                                   | -  | -                            | 455                         | 286                            | 169                                   | -                                     | -  | -                            |  |  |
| Craftsmen and foremen   | 578                               | 170                            | 335                                   | 72                                    | -  | -                            | 50                          | 50                             | -                                     | -                                     | -  | -                            |  |  |
| Operatives, except transportation   | 2 409                             | 958                            | 1 198                                 | 252                                   | -  | -                            | 793                         | 338                            | 359                                   | 96                                    | -  | -                            |  |  |
| Transport equipment operatives  | 381                               | 143                            | 190                                   | 48                                    | -  | -                            | 81                          | 24                             | 57                                    | -                                     | -  | -                            |  |  |
| Laborers, except farm   | 745                               | 324                            | 392                                   | 28                                    | -  | -                            | 154                         | 107                            | 47                                    | -                                     | -  | -                            |  |  |
| Service workers, except private household   | 4 916                             | 2 422                          | 1 954                                 | 540                                   | -  | -                            | 1 548                       | 933                            | 521                                   | 94                                    | -  | -                            |  |  |
| Private household workers   | 2 328                             | 807                            | 1 058                                 | 464                                   | -  | -                            | 583                         | 219                            | 242                                   | 122                                   | -  | -                            |  |  |
| Farmers and farm managers   | -                                 | -                              | -                                     | -                                     | -  | -                            | -                           | -                              | -                                     | -                                     | -  | -                            |  |  |
| Farm laborers and foremen   | -                                 | -                              | 49                                    | 23                                    | -  | -                            | -                           | -                              | 25                                    | -                                     | -  | -                            |  |  |
| Not available   | 72                                | -                              | -                                     | -                                     | -  | -                            | -                           | -                              | -                                     | -                                     | -  | -                            |  |  |

<sup>1</sup> Occupation groups not available for this category.

<sup>2</sup> Persons 16 to 64 years, not in school.

Table 16. When Persons Not in the Labor Force Last Worked at a Regular Job: All Races—Continued

| Age and Sex<br>Family Status<br>Educational Attainment<br>Major Occupation Group of Last<br>Regular Job | When last worked                  |                                |                                       |                                       |  |                              |                             |                                |                                       |                                       |  |
|---|-----------------------------------|--------------------------------|---------------------------------------|---------------------------------------|--|------------------------------|-----------------------------|--------------------------------|---------------------------------------|---------------------------------------|--|
|   | Total<br>not in<br>labor<br>force | When last worked               |                                       |                                       |  |                              | Want job and intend to look |                                |                                       |                                       |  |
|   |                                   | Worked<br>in last<br>12 months | Worked<br>from 1 to<br>3 years<br>ago | Worked<br>from 3 to<br>5 years<br>ago | Worked<br>5 or more<br>years<br>ago <sup>1</sup> | Never<br>worked <sup>1</sup> | Total                       | Worked<br>in last<br>12 months | Worked<br>from 1 to<br>3 years<br>ago | Worked<br>from 3 to<br>5 years<br>ago | Worked<br>5 or more<br>years<br>ago <sup>1</sup> |
| <b>MAJOR OCCUPATION GROUP<sup>2</sup>—Continued</b>   |                                   |                                |                                       |                                       |  |                              |                             |                                |                                       |                                       |  |
| Male, previously employed .....   | 2 962                             | 1 430                          | 1 220                                 | 313                                   | -  | -                            | 591                         | 434                            | 157                                   | -                                     | -  |
| Professional and technical .....  | -                                 | -                              | -                                     | -                                     | -  | -                            | -                           | -                              | -                                     | -                                     | -  |
| Managerial and administrative .....   | 189                               | 77                             | 55                                    | 57                                    | -  | -                            | 77                          | 77                             | -                                     | -                                     | -  |
| Sales .....   | 52                                | 23                             | 28                                    | -                                     | -  | -                            | -                           | -                              | -                                     | -                                     | -  |
| Clerical .....  | 241                               | 162                            | 53                                    | 25                                    | -  | -                            | -                           | -                              | -                                     | -                                     | -  |
| Craftsmen and foremen .....   | 434                               | 123                            | 263                                   | 47                                    | -  | -                            | 50                          | 50                             | -                                     | -                                     | -  |
| Operatives, except transportation .....   | 409                               | 284                            | 125                                   | -                                     | -  | -                            | 127                         | 98                             | 28                                    | -                                     | -  |
| Transport equipment operatives .....  | 356                               | 143                            | 164                                   | 48                                    | -  | -                            | 81                          | 24                             | 57                                    | -                                     | -  |
| Laborers, except farm .....   | 606                               | 278                            | 299                                   | 28                                    | -  | -                            | 108                         | 84                             | 23                                    | -                                     | -  |
| Service workers, except private household .....   | 599                               | 338                            | 178                                   | 83                                    | -  | -                            | 124                         | 100                            | 23                                    | -                                     | -  |
| Private household workers .....   | 52                                | -                              | 29                                    | 23                                    | -  | -                            | -                           | -                              | -                                     | -                                     | -  |
| Farmers and farm managers .....   | -                                 | -                              | -                                     | -                                     | -  | -                            | -                           | -                              | -                                     | -                                     | -  |
| Farm laborers and foremen .....   | 25                                | -                              | 25                                    | -                                     | -  | -                            | 25                          | -                              | 25                                    | -                                     | -  |
| Not available .....   | -                                 | -                              | -                                     | -                                     | -  | -                            | -                           | -                              | -                                     | -                                     | -  |
| Female, previously employed .....   | 11 653                            | 4 927                          | 5 164                                 | 1 562                                 | -  | -                            | 3 525                       | 1 854                          | 1 334                                 | 337                                   | -  |
| Professional and technical .....  | 423                               | 192                            | 135                                   | 96                                    | -  | -                            | 95                          | 95                             | -                                     | -                                     | -  |
| Managerial and administrative .....   | 173                               | 47                             | 101                                   | 25                                    | -  | -                            | 95                          | 47                             | 23                                    | 25                                    | -  |
| Sales .....   | 448                               | 256                            | 120                                   | 72                                    | -  | -                            | 158                         | 112                            | 46                                    | -                                     | -  |
| Clerical .....  | 1 663                             | 775                            | 716                                   | 171                                   | -  | -                            | 455                         | 286                            | 169                                   | -                                     | -  |
| Craftsmen and foremen .....   | 144                               | 47                             | 72                                    | 25                                    | -  | -                            | -                           | -                              | -                                     | -                                     | -  |
| Operatives, except transportation .....   | 2 000                             | 674                            | 1 073                                 | 252                                   | -  | -                            | 667                         | 240                            | 331                                   | 96                                    | -  |
| Transport equipment operatives .....  | 25                                | -                              | 25                                    | -                                     | -  | -                            | -                           | -                              | -                                     | -                                     | -  |
| Laborers, except farm .....   | 139                               | 46                             | 93                                    | -                                     | -  | -                            | 47                          | 23                             | 23                                    | -                                     | -  |
| Service workers, except private household .....   | 4 317                             | 2 084                          | 1 776                                 | 457                                   | -  | -                            | 1 424                       | 832                            | 498                                   | 94                                    | -  |
| Private household workers .....   | 2 276                             | 807                            | 1 029                                 | 440                                   | -  | -                            | 583                         | 219                            | 242                                   | 122                                   | -  |
| Farmers and farm managers .....   | -                                 | -                              | -                                     | -                                     | -  | -                            | -                           | -                              | -                                     | -                                     | -  |
| Farm laborers and foremen .....   | 47                                | -                              | 23                                    | 23                                    | -  | -                            | -                           | -                              | -                                     | -                                     | -  |
| Not available .....   | -                                 | -                              | -                                     | -                                     | -  | -                            | -                           | -                              | -                                     | -                                     | -  |

<sup>1</sup>Occupation groups not available for this category.

<sup>2</sup>Persons 16 to 64 years, not in school.

Table 16a. When Persons Not in the Labor Force Last Worked at a Regular Job: Negro

| Age and Sex<br>Family Status<br>Educational Attainment<br>Major Occupation Group of Last<br>Regular Job | Total<br>not in<br>labor<br>force | When last worked               |                                       |                                       |  |                              |                             |                                |                                       |                                       |  |                              |  |  |  |
|---|-----------------------------------|--------------------------------|---------------------------------------|---------------------------------------|--|------------------------------|-----------------------------|--------------------------------|---------------------------------------|---------------------------------------|--|------------------------------|--|--|--|
|   |                                   |                                |                                       |                                       |  |                              | Want job and intend to look |                                |                                       |                                       |  |                              |  |  |  |
|   |                                   | Worked<br>in last<br>12 months | Worked<br>from 1 to<br>3 years<br>ago | Worked<br>from 3 to<br>5 years<br>ago | Worked<br>5 or more<br>years<br>ago <sup>1</sup> | Never<br>worked <sup>1</sup> | Total                       | Worked<br>in last<br>12 months | Worked<br>from 1 to<br>3 years<br>ago | Worked<br>from 3 to<br>5 years<br>ago | Worked<br>5 or more<br>years<br>ago <sup>1</sup> | Never<br>worked <sup>1</sup> |  |  |  |
| <b>AGE AND SEX</b>  |                                   |                                |                                       |                                       |  |                              |                             |                                |                                       |                                       |  |                              |  |  |  |
| Total, 16 to 64 years .....   | 28 226                            | 7 875                          | 6 397                                 | 1 677                                 | 7 007  | 5 269                        | 6 109                       | 2 830                          | 1 661                                 | 357                                   | 449  | 811                          |  |  |  |
| Male, total .....   | 6 044                             | 2 203                          | 1 072                                 | 283                                   | 1 297  | 1 189                        | 1 146                       | 741                            | 129                                   | -                                     | 114  | 162                          |  |  |  |
| 16 to 21 years, total .....   | 2 243                             | 1 084                          | 185                                   | -                                     | -  | 973                          | 579                         | 394                            | 23                                    | -                                     | -  | 162                          |  |  |  |
| 16 to 21 years, not in school .....   | 324                               | 185                            | 46                                    | -                                     | -  | 93                           | 46                          | 46                             | -                                     | -                                     | -  | -                            |  |  |  |
| 22 to 34 years, total .....   | 696                               | 322                            | 156                                   | 24                                    | 102  | 93                           | 211                         | 156                            | 23                                    | -                                     | 32   | -                            |  |  |  |
| 22 to 34 years, veteran of Vietnam .....  | 93                                | 23                             | 23                                    | -                                     | -  | -                            | -                           | -                              | -                                     | -                                     | -  | -                            |  |  |  |
| 25 to 34 years .....  | 510                               | 275                            | 86                                    | 24                                    | 23   | 23                           | 165                         | 133                            | -                                     | -                                     | 32   | -                            |  |  |  |
| 35 to 44 years .....  | 745                               | 234                            | 125                                   | 23                                    | 268  | 94                           | 57                          | 57                             | -                                     | -                                     | -  | -                            |  |  |  |
| 45 to 54 years .....  | 1 351                             | 347                            | 368                                   | 107                                   | 501  | 28                           | 273                         | 134                            | 57                                    | -                                     | 82   | -                            |  |  |  |
| 55 to 64 years .....  | 1 010                             | 216                            | 238                                   | 129                                   | 427  | -                            | 25                          | -                              | 25                                    | -                                     | -  | -                            |  |  |  |
| 40 to 64 years .....  | 2 864                             | 673                            | 708                                   | 259                                   | 1 164  | 60                           | 298                         | 134                            | 83                                    | -                                     | 82   | -                            |  |  |  |
| Female, total .....   | 22 182                            | 5 673                          | 5 325                                 | 1 394                                 | 5 710  | 4 080                        | 4 963                       | 2 089                          | 1 532                                 | 357                                   | 335  | 648                          |  |  |  |
| 16 to 21 years, total .....   | 5 996                             | 2 248                          | 1 042                                 | 46                                    | 46   | 2 614                        | 1 825                       | 853                            | 370                                   | -                                     | 23   | 579                          |  |  |  |
| 16 to 21 years, not in school .....   | 2 521                             | 1 066                          | 556                                   | 46                                    | 46   | 806                          | 992                         | 506                            | 209                                   | -                                     | 23   | 255                          |  |  |  |
| 22 to 34 years, total .....   | 5 648                             | 1 724                          | 1 893                                 | 489                                   | 888  | 653                          | 1 817                       | 675                            | 699                                   | 233                                   | 141  | 70                           |  |  |  |
| 25 to 34 years .....  | 3 893                             | 1 169                          | 1 226                                 | 304                                   | 819  | 375                          | 1 076                       | 397                            | 375                                   | 140                                   | 141  | 23                           |  |  |  |
| 35 to 44 years .....  | 3 261                             | 722                            | 900                                   | 352                                   | 1 031  | 257                          | 566                         | 258                            | 234                                   | 24                                    | 70   | -                            |  |  |  |
| 45 to 54 years .....  | 3 161                             | 426                            | 659                                   | 278                                   | 1 545  | 253                          | 532                         | 177                            | 152                                   | 101                                   | 101  | -                            |  |  |  |
| 55 to 64 years .....  | 4 116                             | 553                            | 832                                   | 229                                   | 2 199  | 304                          | 204                         | 127                            | 76                                    | -                                     | -  | -                            |  |  |  |
| 40 to 64 years .....  | 9 203                             | 1 396                          | 1 898                                 | 765                                   | 4 447  | 697                          | 1 040                       | 468                            | 322                                   | 124                                   | 125  | -                            |  |  |  |
| <b>FAMILY STATUS<sup>2</sup></b>  |                                   |                                |                                       |                                       |  |                              |                             |                                |                                       |                                       |  |                              |  |  |  |
| Male, total .....   | 3 950                             | 1 197                          | 910                                   | 283                                   | 1 297  | 262                          | 527                         | 307                            | 106                                   | -                                     | 114  | -                            |  |  |  |
| Family head .....   | 1 678                             | 487                            | 365                                   | 198                                   | 604  | 24                           | 252                         | 173                            | 25                                    | -                                     | 54   | -                            |  |  |  |
| Family member .....   | 1 274                             | 334                            | 325                                   | 28                                    | 348  | 239                          | 158                         | 46                             | 52                                    | -                                     | 60   | -                            |  |  |  |
| Unrelated individual .....  | 998                               | 377                            | 220                                   | 56                                    | 345  | -                            | 117                         | 88                             | 29                                    | -                                     | -  | -                            |  |  |  |
| Female, total .....   | 17 989                            | 4 212                          | 4 563                                 | 1 324                                 | 5 686  | 2 203                        | 3 851                       | 1 650                          | 1 254                                 | 311                                   | 335  | 301                          |  |  |  |
| Family head .....   | 3 858                             | 1 017                          | 1 268                                 | 290                                   | 1 063  | 220                          | 1 000                       | 379                            | 426                                   | 99                                    | 95   | -                            |  |  |  |
| No children under 18 years .....  | 621                               | 97                             | 223                                   | 49                                    | 252  | -                            | 100                         | 49                             | 25                                    | -                                     | 25   | -                            |  |  |  |
| Children 8 to 17 years only .....   | 1 078                             | 238                            | 318                                   | 98                                    | 376  | 49                           | 217                         | 119                            | 72                                    | 25                                    | -  | -                            |  |  |  |
| Children under 6 years .....  | 2 158                             | 682                            | 727                                   | 144                                   | 435  | 171                          | 684                         | 212                            | 329                                   | 74                                    | 70   | -                            |  |  |  |
| Wife of head .....  | 8 664                             | 1 792                          | 2 213                                 | 548                                   | 3 279  | 832                          | 1 743                       | 754                            | 537                                   | 188                                   | 193  | 70                           |  |  |  |
| No children under 18 years .....  | 3 171                             | 571                            | 565                                   | 221                                   | 1 595  | 218                          | 455                         | 264                            | 119                                   | 49                                    | 24   | -                            |  |  |  |
| Children 8 to 17 years only .....   | 2 050                             | 358                            | 507                                   | 70                                    | 898  | 216                          | 261                         | 142                            | 47                                    | -                                     | 49   | 23                           |  |  |  |
| Children under 6 years .....  | 3 444                             | 862                            | 1 141                                 | 256                                   | 786  | 398                          | 1 027                       | 348                            | 372                                   | 140                                   | 121  | 46                           |  |  |  |
| Other family member .....   | 3 662                             | 892                            | 660                                   | 264                                   | 788  | 1 058                        | 842                         | 350                            | 214                                   | -                                     | 47   | 231                          |  |  |  |
| Unrelated individual .....  | 1 804                             | 510                            | 422                                   | 222                                   | 596  | 93                           | 266                         | 167                            | 76                                    | 23                                    | -  | -                            |  |  |  |
| <b>EDUCATIONAL ATTAINMENT<sup>2</sup></b>   |                                   |                                |                                       |                                       |  |                              |                             |                                |                                       |                                       |  |                              |  |  |  |
| Male, total .....   | 3 950                             | 1 197                          | 910                                   | 283                                   | 1 297  | 262                          | 527                         | 307                            | 106                                   | -                                     | 114  | -                            |  |  |  |
| Elementary: 7 years or less .....   | 1 760                             | 398                            | 374                                   | 155                                   | 719  | 115                          | 165                         | 25                             | 57                                    | -                                     | 82   | -                            |  |  |  |
| 8 years .....   | 403                               | 85                             | 80                                    | 25                                    | 189  | 23                           | 51                          | 25                             | 25                                    | -                                     | -  | -                            |  |  |  |
| High school: 1 to 3 years .....   | 1 030                             | 323                            | 304                                   | 25                                    | 277  | 101                          | 138                         | 106                            | -                                     | -                                     | 32   | -                            |  |  |  |
| 4 years .....   | 628                               | 309                            | 129                                   | 54                                    | 113  | 23                           | 173                         | 150                            | 23                                    | -                                     | -  | -                            |  |  |  |
| College: 1 year or more .....   | 130                               | 83                             | 23                                    | 24                                    | -  | -                            | -                           | -                              | -                                     | -                                     | -  | -                            |  |  |  |
| Female, total .....   | 17 989                            | 4 212                          | 4 563                                 | 1 324                                 | 5 686  | 2 203                        | 3 851                       | 1 650                          | 1 254                                 | 311                                   | 335  | 301                          |  |  |  |
| Elementary: 7 years or less .....   | 5 442                             | 729                            | 1 275                                 | 274                                   | 2 465  | 700                          | 587                         | 195                            | 248                                   | 23                                    | 97   | 23                           |  |  |  |
| 8 years .....   | 1 256                             | 282                            | 216                                   | 74                                    | 544  | 140                          | 163                         | 94                             | 47                                    | -                                     | -  | 23                           |  |  |  |
| High school: 1 to 3 years .....   | 5 686                             | 1 339                          | 1 760                                 | 356                                   | 1 507  | 724                          | 1 475                       | 511                            | 492                                   | 146                                   | 141  | 186                          |  |  |  |
| 4 years .....   | 4 877                             | 1 574                          | 1 196                                 | 498                                   | 996  | 613                          | 1 501                       | 776                            | 467                                   | 116                                   | 72   | 69                           |  |  |  |
| College: 1 year or more .....   | 726                               | 288                            | 116                                   | 123                                   | 174  | 25                           | 125                         | 74                             | -                                     | 25                                    | 25   | -                            |  |  |  |
| <b>MAJOR OCCUPATION GROUP<sup>2</sup></b>   |                                   |                                |                                       |                                       |  |                              |                             |                                |                                       |                                       |  |                              |  |  |  |
| Total, previously employed .....  | 12 490                            | 5 409                          | 5 473                                 | 1 607                                 | -  | -                            | 3 628                       | 1 957                          | 1 360                                 | 311                                   | -  | -                            |  |  |  |
| Professional and technical .....  | 374                               | 169                            | 135                                   | 70                                    | -  | -                            | 72                          | 72                             | -                                     | -                                     | -  | -                            |  |  |  |
| Managerial and administrative .....   | 304                               | 124                            | 98                                    | 82                                    | -  | -                            | 173                         | 124                            | 23                                    | 25                                    | -  | -                            |  |  |  |
| Sales .....   | 451                               | 230                            | 149                                   | 72                                    | -  | -                            | 158                         | 112                            | 46                                    | -                                     | -  | -                            |  |  |  |
| Clerical .....  | 1 518                             | 814                            | 560                                   | 145                                   | -  | -                            | 373                         | 258                            | 115                                   | -                                     | -  | -                            |  |  |  |
| Craftsmen and foremen .....   | 418                               | 90                             | 255                                   | 72                                    | -  | -                            | -                           | -                              | -                                     | -                                     | -  | -                            |  |  |  |
| Operatives, except transportation .....   | 1 780                             | 756                            | 880                                   | 144                                   | -  | -                            | 638                         | 263                            | 305                                   | 70                                    | -  | -                            |  |  |  |
| Transport equipment operatives .....  | 304                               | 96                             | 160                                   | 48                                    | -  | -                            | 57                          | -                              | 57                                    | -                                     | -  | -                            |  |  |  |
| Laborers, except farm .....   | 581                               | 243                            | 309                                   | 28                                    | -  | -                            | 101                         | 78                             | 23                                    | -                                     | -  | -                            |  |  |  |
| Service workers, except private household .....   | 4 417                             | 2 138                          | 1 820                                 | 459                                   | -  | -                            | 1 447                       | 832                            | 521                                   | 94                                    | -  | -                            |  |  |  |
| Private household workers .....   | 2 271                             | 750                            | 1 058                                 | 464                                   | -  | -                            | 583                         | 219                            | 242                                   | 122                                   | -  | -                            |  |  |  |
| Farmers and farm managers .....   | -                                 | -                              | -                                     | -                                     | -  | -                            | -                           | -                              | -                                     | -                                     | -  | -                            |  |  |  |
| Farm laborers and foremen .....   | 72                                | -                              | 49                                    | 23                                    | -  | -                            | 25                          | -                              | 25                                    | -                                     | -  | -                            |  |  |  |
| Not available .....   | -                                 | -                              | -                                     | -                                     | -  | -                            | -                           | -                              | -                                     | -                                     | -  | -                            |  |  |  |

<sup>1</sup>Occupation groups not available for this category.

<sup>2</sup>Persons 16 to 64 years, not in school.

Table 16a. When Persons Not in the Labor Force Last Worked at a Regular Job: Negro-Continued

Age and Sex  
Family Status  
Educational Attainment  
Major Occupation Group of Last  
Regular Job

MAJOR OCCUPATION GROUP<sup>2</sup>-Continued

Male, previously employed . . . . . 2 390

Professional and technical . . . . . -  
 Managerial and administrative . . . . . 160  
 Sales . . . . . 52  
 Clerical . . . . . 211  
 Craftsmen and foremen . . . . . 298  
 Operatives, except transportation . . . . . 308  
 Transport equipment operatives . . . . . 279  
 Laborers, except farm . . . . . 465  
 Service workers, except private household . . . . . 541  
 Private household workers . . . . . 52  
 Farmers and farm managers . . . . . -  
 Farm laborers and foremen . . . . . 25  
 Not available . . . . . -

Female, previously employed . . . . . 10 099

Professional and technical . . . . . 374  
 Managerial and administrative . . . . . 144  
 Sales . . . . . 399  
 Clerical . . . . . 1 307  
 Craftsmen and foremen . . . . . 121  
 Operatives, except transportation . . . . . 1 472  
 Transport equipment operatives . . . . . 25  
 Laborers, except farm . . . . . 116  
 Service workers, except private household . . . . . 3 876  
 Private household workers . . . . . 2 219  
 Farmers and farm managers . . . . . -  
 Farm laborers and foremen . . . . . 47  
 Not available . . . . . -

|   | When last worked         |                          |                              |                              |   |                           |                             |                          |                              |                              |   |                           |
|---|--------------------------|--------------------------|------------------------------|------------------------------|---|---------------------------|-----------------------------|--------------------------|------------------------------|------------------------------|---|---------------------------|
|   | Total not in labor force | When last worked         |                              |                              |   |                           | Want job and intend to look |                          |                              |                              |   |                           |
|   |                          | Worked in last 12 months | Worked from 1 to 3 years ago | Worked from 3 to 5 years ago | Worked 5 or more years ago <sup>1</sup> | Never worked <sup>1</sup> | Total                       | Worked in last 12 months | Worked from 1 to 3 years ago | Worked from 3 to 5 years ago | Worked 5 or more years ago <sup>1</sup> | Never worked <sup>1</sup> |
| Male, previously employed                 | 2 390                    | 1 197                    | 910                          | 283                          | -                                       | -                         | 413                         | 307                      | 106                          | -                            | -                                       | -                         |
| Professional and technical                | -                        | -                        | -                            | -                            | -                                       | -                         | -                           | -                        | -                            | -                            | -                                       | -                         |
| Managerial and administrative             | 160                      | 77                       | 25                           | 57                           | -                                       | -                         | 77                          | 77                       | -                            | -                            | -                                       | -                         |
| Sales                                     | 52                       | 23                       | 28                           | -                            | -                                       | -                         | -                           | -                        | -                            | -                            | -                                       | -                         |
| Clerical                                  | 211                      | 162                      | 23                           | 25                           | -                                       | -                         | -                           | -                        | -                            | -                            | -                                       | -                         |
| Craftsmen and foremen                     | 298                      | 44                       | 207                          | 47                           | -                                       | -                         | -                           | -                        | -                            | -                            | -                                       | -                         |
| Operatives, except transportation         | 308                      | 237                      | 71                           | -                            | -                                       | -                         | 75                          | 75                       | -                            | -                            | -                                       | -                         |
| Transport equipment operatives            | 279                      | 96                       | 135                          | 48                           | -                                       | -                         | 57                          | -                        | 57                           | -                            | -                                       | -                         |
| Laborers, except farm                     | 465                      | 220                      | 217                          | 28                           | -                                       | -                         | 55                          | 55                       | -                            | -                            | -                                       | -                         |
| Service workers, except private household | 541                      | 338                      | 150                          | 53                           | -                                       | -                         | 124                         | 100                      | 23                           | -                            | -                                       | -                         |
| Private household workers                 | 52                       | -                        | 29                           | 23                           | -                                       | -                         | -                           | -                        | -                            | -                            | -                                       | -                         |
| Farmers and farm managers                 | -                        | -                        | -                            | -                            | -                                       | -                         | -                           | -                        | -                            | -                            | -                                       | -                         |
| Farm laborers and foremen                 | 25                       | -                        | 25                           | -                            | -                                       | -                         | 25                          | -                        | 25                           | -                            | -                                       | -                         |
| Not available                             | -                        | -                        | -                            | -                            | -                                       | -                         | -                           | -                        | -                            | -                            | -                                       | -                         |
| Female, previously employed               | 10 099                   | 4 212                    | 4 563                        | 1 324                        | -                                       | -                         | 3 215                       | 1 650                    | 1 254                        | 311                          | -                                       | -                         |
| Professional and technical                | 374                      | 169                      | 135                          | 70                           | -                                       | -                         | 72                          | 72                       | -                            | -                            | -                                       | -                         |
| Managerial and administrative             | 144                      | 47                       | 73                           | 25                           | -                                       | -                         | 95                          | 47                       | 23                           | 25                           | -                                       | -                         |
| Sales                                     | 399                      | 207                      | 120                          | 72                           | -                                       | -                         | 158                         | 112                      | 46                           | -                            | -                                       | -                         |
| Clerical                                  | 1 307                    | 651                      | 537                          | 119                          | -                                       | -                         | 373                         | 258                      | 115                          | -                            | -                                       | -                         |
| Craftsmen and foremen                     | 121                      | 47                       | 49                           | 25                           | -                                       | -                         | -                           | -                        | -                            | -                            | -                                       | -                         |
| Operatives, except transportation         | 1 472                    | 520                      | 809                          | 144                          | -                                       | -                         | 563                         | 188                      | 305                          | 70                           | -                                       | -                         |
| Transport equipment operatives            | 25                       | -                        | 25                           | -                            | -                                       | -                         | -                           | -                        | -                            | -                            | -                                       | -                         |
| Laborers, except farm                     | 116                      | 23                       | 93                           | -                            | -                                       | -                         | 47                          | 23                       | 23                           | -                            | -                                       | -                         |
| Service workers, except private household | 3 876                    | 1 800                    | 1 671                        | 405                          | -                                       | -                         | 1 323                       | 731                      | 498                          | 94                           | -                                       | -                         |
| Private household workers                 | 2 219                    | 750                      | 1 029                        | 440                          | -                                       | -                         | 583                         | 219                      | 242                          | 122                          | -                                       | -                         |
| Farmers and farm managers                 | -                        | -                        | -                            | -                            | -                                       | -                         | -                           | -                        | -                            | -                            | -                                       | -                         |
| Farm laborers and foremen                 | 47                       | -                        | 23                           | 23                           | -                                       | -                         | -                           | -                        | -                            | -                            | -                                       | -                         |
| Not available                             | -                        | -                        | -                            | -                            | -                                       | -                         | -                           | -                        | -                            | -                            | -                                       | -                         |

<sup>1</sup>Occupation groups not available for this category.

<sup>2</sup>Persons 16 to 64 years, not in school.



Table 17. Persons Not in the Labor Force Who Worked Within the Last 5 Years and Reason for Leaving Last Job: All Races

| Age and Sex<br>Family Status<br>Educational Attainment<br>Major Occupation Group of Last Regular Job | Total not in labor force, worked in last 5 years | Reason for leaving last job                               |                                     |                       |                        |                                   |                                     |                                  |                   |  |
|--|--|---|-------------------------------------|-----------------------|------------------------|-----------------------------------|-------------------------------------|----------------------------------|-------------------|--|
|  |  | Family responsibilities, school, or other personal reason | Poor health, illness, or disability | Retirement or old age | Economic reasons       |                                   |                                     | Unsatisfactory work arrangements | All other reasons |  |
|  |  |   |                                     |                       | Seasonal job completed | Slack work or business conditions | Temporary nonseasonal job completed |                                  |                   |  |
| <b>AGE AND SEX</b>   |  |   |                                     |                       |                        |                                   |                                     |                                  |                   |  |
| Total, 16 years and over   | 21 714   | 6 613   | 6 458                               | 1 864                 | 973                    | 464                               | 425                                 | 1 675                            | 3 242             |  |
| Male, total  | 6 046  | 712   | 2 411                               | 1 274                 | 196                    | 134                               | 69                                  | 315                              | 935               |  |
| 16 to 21 years, total  | 1 469  | 510   | 70                                  | -                     | 134                    | 23                                | 69                                  | 255                              | 408               |  |
| 16 to 21 years, not in school  | 255  | 23  | 46                                  | -                     | -                      | -                                 | -                                   | 70                               | 116               |  |
| 22 to 34 years, total  | 626  | 124   | 204                                 | -                     | 32                     | 29                                | -                                   | 32                               | 205               |  |
| 22 to 34 years, veteran of Vietnam   | 70   | 23  | -                                   | -                     | -                      | -                                 | -                                   | -                                | 47                |  |
| 25 to 34 years   | 464  | 31  | 204                                 | -                     | 32                     | 29                                | -                                   | 32                               | 136               |  |
| 35 to 44 years   | 487  | 23  | 317                                 | -                     | -                      | 57                                | -                                   | -                                | 91                |  |
| 45 to 54 years   | 1 062  | 28  | 843                                 | -                     | 30                     | -                                 | -                                   | 28                               | 132               |  |
| 55 to 64 years   | 757  | -   | 589                                 | 168                   | -                      | -                                 | -                                   | -                                | -                 |  |
| 65 years and over  | 1 644  | 28  | 388                                 | 1 106                 | -                      | 24                                | -                                   | -                                | 98                |  |
| 40 to 64 years   | 2 054  | 51  | 1 597                               | 168                   | 30                     | -                                 | -                                   | 28                               | 180               |  |
| Female, total  | 15 667   | 5 901   | 4 047                               | 590                   | 778                    | 330                               | 355                                 | 1 359                            | 2 307             |  |
| 16 to 21 years, total  | 3 848  | 2 042   | 139                                 | -                     | 486                    | 116                               | 116                                 | 324                              | 626               |  |
| 16 to 21 years, not in school  | 1 808  | 942   | 93                                  | -                     | 47                     | 69                                | 46                                  | 208                              | 403               |  |
| 22 to 34 years, total  | 4 627  | 2 532   | 632                                 | -                     | 47                     | 117                               | 70                                  | 565                              | 665               |  |
| 25 to 34 years   | 3 034  | 1 653   | 424                                 | -                     | 23                     | 94                                | 47                                  | 356                              | 438               |  |
| 35 to 44 years   | 2 329  | 724   | 797                                 | 24                    | 94                     | 47                                | 71                                  | 269                              | 304               |  |
| 45 to 54 years   | 1 703  | 360   | 768                                 | -                     | 76                     | 25                                | -                                   | 157                              | 316               |  |
| 55 to 64 years   | 1 812  | 203   | 1 142                               | 79                    | 51                     | 25                                | 54                                  | 25                               | 232               |  |
| 65 years and over  | 1 349  | 40  | 568                                 | 487                   | 24                     | -                                 | 45                                  | 19                               | 165               |  |
| 40 to 64 years   | 4 799  | 856   | 2 377                               | 103                   | 173                    | 51                                | 101                                 | 381                              | 756               |  |
| <b>FAMILY STATUS<sup>1</sup></b>   |  |   |                                     |                       |                        |                                   |                                     |                                  |                   |  |
| Male, total  | 2 962  | 74  | 1 999                               | 168                   | 30                     | 86                                | -                                   | 130                              | 475               |  |
| Family head  | 1 267  | 23  | 1 044                               | 52                    | -                      | 25                                | -                                   | 28                               | 94                |  |
| Family member  | 799  | 23  | 336                                 | 58                    | -                      | 29                                | -                                   | 78                               | 274               |  |
| Unrelated individual   | 896  | 28  | 619                                 | 58                    | 30                     | 32                                | -                                   | 23                               | 107               |  |
| Female, total  | 11 653   | 4 388   | 3 340                               | 103                   | 313                    | 261                               | 241                                 | 1 178                            | 1 829             |  |
| Family head  | 2 689  | 778   | 1 291                               | -                     | 70                     | 70                                | 47                                  | 217                              | 215               |  |
| No children under 18 years   | 398  | 49  | 302                                 | -                     | 23                     | -                                 | 24                                  | -                                | -                 |  |
| Children 6 to 17 years only  | 711  | 98  | 484                                 | -                     | -                      | -                                 | 23                                  | 77                               | 29                |  |
| Children under 6 years   | 1 580  | 632   | 505                                 | -                     | 47                     | 70                                | -                                   | 139                              | 187               |  |
| Wife of head   | 5 550  | 2 818   | 856                                 | 49                    | 118                    | 74                                | 145                                 | 528                              | 961               |  |
| No children under 18 years   | 1 646  | 441   | 448                                 | 49                    | -                      | 25                                | 52                                  | 266                              | 365               |  |
| Children 6 to 17 years only  | 1 092  | 585   | 171                                 | -                     | 23                     | 25                                | 23                                  | 143                              | 121               |  |
| Children under 6 years   | 2 812  | 1 793   | 237                                 | -                     | 95                     | 23                                | 70                                  | 119                              | 475               |  |
| Other family member  | 2 065  | 724   | 418                                 | -                     | 48                     | 93                                | 24                                  | 329                              | 429               |  |
| Unrelated individual   | 1 349  | 68  | 775                                 | 54                    | 76                     | 23                                | 25                                  | 105                              | 224               |  |
| <b>EDUCATIONAL ATTAINMENT<sup>1</sup></b>  |  |   |                                     |                       |                        |                                   |                                     |                                  |                   |  |
| Male, total  | 2 962  | 74  | 1 999                               | 168                   | 30                     | 86                                | -                                   | 130                              | 475               |  |
| Elementary: 7 years or less  | 1 229  | 51  | 969                                 | 80                    | -                      | 29                                | -                                   | -                                | 99                |  |
| 8 years  | 221  | 23  | 111                                 | -                     | 30                     | 25                                | -                                   | 32                               | -                 |  |
| High school: 1 to 3 years  | 818  | -   | 452                                 | 88                    | -                      | 32                                | -                                   | 75                               | 171               |  |
| 4 years  | 541  | -   | 388                                 | -                     | -                      | -                                 | -                                   | 23                               | 130               |  |
| College: 1 year or more  | 153  | -   | 79                                  | -                     | -                      | -                                 | -                                   | -                                | 74                |  |
| Female, total  | 11 653   | 4 388   | 3 340                               | 103                   | 313                    | 261                               | 241                                 | 1 178                            | 1 829             |  |
| Elementary: 7 years or less  | 2 578  | 244   | 1 699                               | 25                    | 51                     | 48                                | -                                   | 154                              | 357               |  |
| 8 years  | 935  | 401   | 262                                 | -                     | 23                     | 49                                | 47                                  | 49                               | 103               |  |
| High school: 1 to 3 years  | 3 984  | 1 810   | 723                                 | -                     | 97                     | 70                                | 99                                  | 476                              | 709               |  |
| 4 years  | 3 554  | 1 604   | 557                                 | 77                    | 117                    | 93                                | 70                                  | 474                              | 562               |  |
| College: 1 year or more  | 602  | 329   | 100                                 | -                     | 25                     | -                                 | 25                                  | 25                               | 98                |  |
| <b>MAJOR OCCUPATION GROUP<sup>1</sup></b>  |  |   |                                     |                       |                        |                                   |                                     |                                  |                   |  |
| Total, previously employed   | 14 615   | 4 462   | 5 339                               | 271                   | 343                    | 347                               | 241                                 | 1 309                            | 2 304             |  |
| Professional and technical   | 423  | 256   | 23                                  | -                     | 25                     | -                                 | -                                   | -                                | 118               |  |
| Managerial and administrative  | 362  | 47  | 214                                 | -                     | -                      | -                                 | -                                   | 23                               | 78                |  |
| Sales  | 500  | 306   | 100                                 | -                     | -                      | 23                                | -                                   | -                                | 70                |  |
| Clerical   | 1 903  | 636   | 311                                 | 110                   | 165                    | -                                 | 117                                 | 191                              | 374               |  |
| Craftsmen and foremen  | 578  | 93  | 406                                 | 24                    | -                      | -                                 | -                                   | -                                | 54                |  |
| Operatives, except transportation  | 2 409  | 749   | 789                                 | -                     | 47                     | 117                               | 23                                  | 224                              | 460               |  |
| Transport equipment operatives   | 381  | -   | 282                                 | 29                    | -                      | -                                 | -                                   | -                                | 70                |  |
| Laborers, except farm  | 745  | 69  | 455                                 | 28                    | 30                     | 84                                | -                                   | 23                               | 54                |  |
| Service workers, except private household  | 4 916  | 1 800   | 1 453                               | 80                    | 51                     | 97                                | 54                                  | 656                              | 724               |  |
| Private household workers  | 2 328  | 506   | 1 255                               | -                     | 25                     | 25                                | 47                                  | 191                              | 277               |  |
| Farmers and farm managers  | -  | -   | -                                   | -                     | -                      | -                                 | -                                   | -                                | -                 |  |
| Farm laborers and foremen  | -  | -   | 49                                  | -                     | -                      | -                                 | -                                   | -                                | 23                |  |
| Not available  | 72   | -   | -                                   | -                     | -                      | -                                 | -                                   | -                                | -                 |  |

<sup>1</sup> Persons 16 to 64 years, not in school.

Table 17. **Persons Not in the Labor Force Who Worked Within the Last 5 Years and Reason for Leaving Last Job: All Races—Continued**

Age and Sex  
Family Status  
Educational Attainment  
Major Occupation Group of Last Regular Job

MAJOR OCCUPATION GROUP<sup>1</sup>—Continued

|   | Total not in labor force, worked in last 5 years | Reason for leaving last job                               |                                     |                       |                        |                                   |                                     |                                  |                   |
|---|--|---|-------------------------------------|-----------------------|------------------------|-----------------------------------|-------------------------------------|----------------------------------|-------------------|
|   |  | Family responsibilities, school, or other personal reason | Poor health, illness, or disability | Retirement or old age | Economic reasons       |                                   |                                     | Unsatisfactory work arrangements | All other reasons |
|   |  |   |                                     |                       | Seasonal job completed | Slack work or business conditions | Temporary nonseasonal job completed |                                  |                   |
| Male, previously employed .....                 | 2 962  | 74  | 1 999                               | 168                   | 30                     | 86                                | -                                   | 130                              | 475               |
| Professional and technical .....                | -  | -   | -                                   | -                     | -                      | -                                 | -                                   | -                                | -                 |
| Managerial and administrative .....             | 189  | -   | 160                                 | -                     | -                      | -                                 | -                                   | -                                | 29                |
| Sales .....                                     | 52   | -   | 52                                  | -                     | -                      | -                                 | -                                   | -                                | -                 |
| Clerical .....                                  | 241  | -   | 108                                 | 58                    | -                      | -                                 | -                                   | 23                               | 51                |
| Craftsmen and foremen .....                     | 434  | -   | 356                                 | 24                    | -                      | -                                 | -                                   | -                                | 54                |
| Operatives, except transportation .....         | 409  | 23  | 293                                 | -                     | -                      | -                                 | -                                   | -                                | 94                |
| Transport equipment operatives .....            | 356  | -   | 257                                 | 29                    | -                      | -                                 | -                                   | -                                | 70                |
| Laborers, except farm .....                     | 606  | -   | 409                                 | 28                    | 30                     | 61                                | -                                   | 23                               | 54                |
| Service workers, except private household ..... | 599  | 51  | 317                                 | 30                    | -                      | 25                                | -                                   | 83                               | 93                |
| Private household workers .....                 | 52   | -   | 23                                  | -                     | -                      | -                                 | -                                   | -                                | 29                |
| Farmers and farm managers .....                 | -  | -   | -                                   | -                     | -                      | -                                 | -                                   | -                                | -                 |
| Farm laborers and foremen .....                 | 25   | -   | 25                                  | -                     | -                      | -                                 | -                                   | -                                | -                 |
| Not available .....                             | -  | -   | -                                   | -                     | -                      | -                                 | -                                   | -                                | -                 |
| Female, previously employed .....               | 11 653   | 4 388   | 3 340                               | 103                   | 313                    | 261                               | 241                                 | 1 178                            | 1 829             |
| Professional and technical .....                | 423  | 256   | 23                                  | -                     | 25                     | -                                 | -                                   | -                                | 118               |
| Managerial and administrative .....             | 173  | 47  | 54                                  | -                     | -                      | -                                 | -                                   | 23                               | 49                |
| Sales .....                                     | 448  | 306   | 49                                  | -                     | -                      | 23                                | -                                   | -                                | 70                |
| Clerical .....                                  | 1 663  | 636   | 203                                 | 52                    | 165                    | -                                 | 117                                 | 167                              | 323               |
| Craftsmen and foremen .....                     | 144  | 93  | 51                                  | -                     | -                      | -                                 | -                                   | -                                | -                 |
| Operatives, except transportation .....         | 2 000  | 726   | 497                                 | -                     | 47                     | 117                               | 23                                  | 224                              | 366               |
| Transport equipment operatives .....            | 25   | -   | 25                                  | -                     | -                      | -                                 | -                                   | -                                | -                 |
| Laborers, except farm .....                     | 139  | 69  | 47                                  | -                     | -                      | 23                                | -                                   | -                                | -                 |
| Service workers, except private household ..... | 4 317  | 1 749   | 1 136                               | 51                    | 51                     | 72                                | 54                                  | 573                              | 631               |
| Private household workers .....                 | 2 276  | 506   | 1 232                               | -                     | 25                     | 25                                | 47                                  | 191                              | 248               |
| Farmers and farm managers .....                 | -  | -   | -                                   | -                     | -                      | -                                 | -                                   | -                                | -                 |
| Farm laborers and foremen .....                 | 47   | -   | 23                                  | -                     | -                      | -                                 | -                                   | -                                | 23                |
| Not available .....                             | -  | -   | -                                   | -                     | -                      | -                                 | -                                   | -                                | -                 |

<sup>1</sup> Persons 16 to 64 years, not in school.

Table 17a. Persons Not in the Labor Force Who Worked Within the Last 5 Years and Reason for Leaving Last Job: Negro

| Age and Sex<br>Family Status<br>Educational Attainment<br>Major Occupation Group of Last Regular Job | Total not in labor force, worked in last 5 years | Reason for leaving last job                               |                                     |                       |                        |                                   |                                     |                                  |                   |
|--|--|---|-------------------------------------|-----------------------|------------------------|-----------------------------------|-------------------------------------|----------------------------------|-------------------|
|  |  | Family responsibilities, school, or other personal reason | Poor health, illness, or disability | Retirement or old age | Economic reasons       |                                   |                                     | Unsatisfactory work arrangements | All other reasons |
|  |  |   |                                     |                       | Seasonal job completed | Slack work or business conditions | Temporary nonseasonal job completed |                                  |                   |
| <b>AGE AND SEX</b>   |  |   |                                     |                       |                        |                                   |                                     |                                  |                   |
| Total, 16 years and over   | 18 255   | 5 618   | 5 727                               | 1 306                 | 803                    | 387                               | 326                                 | 1 453                            | 2 635             |
| Male, total  | 4 793  | 620   | 1 952                               | 911                   | 119                    | 80                                | 46                                  | 269                              | 795               |
| 16 to 21 years, total  | 1 270  | 463   | 70                                  | -                     | 88                     | 23                                | 46                                  | 209                              | 371               |
| 16 to 21 years, not in school  | 231  | 23  | 46                                  | -                     | -                      | -                                 | -                                   | 47                               | 116               |
| 22 to 34 years, total  | 501  | 78  | 204                                 | -                     | 32                     | -                                 | -                                   | 32                               | 156               |
| 22 to 34 years, veteran of Vietnam   | 47   | 23  | -                                   | -                     | -                      | -                                 | -                                   | -                                | 23                |
| 25 to 34 years   | 385  | 31  | 204                                 | -                     | 32                     | -                                 | -                                   | 32                               | 86                |
| 35 to 44 years   | 382  | 23  | 212                                 | -                     | -                      | 57                                | -                                   | -                                | 91                |
| 45 to 54 years   | 822  | 28  | 686                                 | -                     | -                      | -                                 | -                                   | 28                               | 79                |
| 55 to 64 years   | 583  | -   | 475                                 | 109                   | -                      | -                                 | -                                   | -                                | -                 |
| 65 years and over  | 1 235  | 28  | 306                                 | 803                   | -                      | -                                 | -                                   | -                                | 98                |
| 40 to 64 years   | 1 640  | 51  | 1 325                               | 109                   | -                      | -                                 | -                                   | 28                               | 126               |
| Female, total  | 13 463   | 4 998   | 3 775                               | 395                   | 684                    | 307                               | 279                                 | 1 183                            | 1 840             |
| 16 to 21 years, total  | 3 336  | 1 752   | 139                                 | -                     | 417                    | 93                                | 93                                  | 324                              | 519               |
| 16 to 21 years, not in school  | 1 669  | 895   | 93                                  | -                     | 47                     | 46                                | 46                                  | 208                              | 333               |
| 22 to 34 years, total  | 4 107  | 2 208   | 583                                 | -                     | 47                     | 117                               | 70                                  | 490                              | 593               |
| 25 to 34 years   | 2 699  | 1 421   | 398                                 | -                     | 23                     | 94                                | 47                                  | 305                              | 412               |
| 35 to 44 years   | 1 973  | 492   | 746                                 | 24                    | 94                     | 47                                | 71                                  | 244                              | 258               |
| 45 to 54 years   | 1 363  | 304   | 654                                 | -                     | 76                     | 25                                | -                                   | 101                              | 203               |
| 55 to 64 years   | 1 613  | 203   | 1 086                               | 51                    | 51                     | 25                                | 25                                  | 25                               | 147               |
| 65 years and over  | 1 070  | 40  | 568                                 | 321                   | -                      | -                                 | 20                                  | -                                | 121               |
| 40 to 64 years   | 4 059  | 670   | 2 181                               | 74                    | 173                    | 51                                | 73                                  | 299                              | 537               |
| <b>FAMILY STATUS<sup>1</sup></b>   |  |   |                                     |                       |                        |                                   |                                     |                                  |                   |
| Male, total  | 2 390  | 74  | 1 622                               | 109                   | -                      | 57                                | -                                   | 107                              | 422               |
| Family head  | 1 050  | 23  | 827                                 | 52                    | -                      | 25                                | -                                   | 28                               | 94                |
| Family member  | 687  | 23  | 356                                 | 28                    | -                      | -                                 | -                                   | 55                               | 245               |
| Unrelated individual   | 653  | 28  | 459                                 | 29                    | -                      | 32                                | -                                   | 23                               | 83                |
| Female, total  | 10 099   | 3 729   | 3 068                               | 74                    | 313                    | 237                               | 213                                 | 1 022                            | 1 444             |
| Family head  | 2 575  | 778   | 1 235                               | -                     | 70                     | 70                                | 47                                  | 188                              | 187               |
| No children under 18 years   | 369  | 49  | 274                                 | -                     | 23                     | -                                 | 24                                  | -                                | -                 |
| Children 6 to 17 years only  | 654  | 98  | 484                                 | -                     | -                      | -                                 | 23                                  | 49                               | -                 |
| Children under 6 years   | 1 552  | 632   | 477                                 | -                     | 47                     | 70                                | -                                   | 139                              | 187               |
| Wife of head   | 4 553  | 2 158   | 778                                 | 49                    | 118                    | 74                                | 117                                 | 448                              | 810               |
| No children under 18 years   | 1 358  | 311   | 395                                 | 49                    | -                      | 25                                | 24                                  | 238                              | 316               |
| Children 6 to 17 years only  | 935  | 479   | 171                                 | -                     | 23                     | 25                                | 23                                  | 117                              | 96                |
| Children under 6 years   | 2 260  | 1 369   | 211                                 | -                     | 95                     | 23                                | 70                                  | 94                               | 398               |
| Other family member  | 1 816  | 724   | 366                                 | -                     | 48                     | 70                                | 24                                  | 280                              | 304               |
| Unrelated individual   | 1 155  | 68  | 689                                 | 25                    | 76                     | 23                                | 25                                  | 105                              | 143               |
| <b>EDUCATIONAL ATTAINMENT<sup>1</sup></b>  |  |   |                                     |                       |                        |                                   |                                     |                                  |                   |
| Male, total  | 2 390  | 74  | 1 622                               | 109                   | -                      | 57                                | -                                   | 107                              | 422               |
| Elementary: 7 years or less  | 926  | 51  | 725                                 | 80                    | -                      | -                                 | -                                   | -                                | 70                |
| 8 years  | 191  | 23  | 111                                 | -                     | -                      | 25                                | -                                   | 32                               | -                 |
| High school: 1 to 3 years  | 652  | -   | 393                                 | 28                    | -                      | 32                                | -                                   | 52                               | 147               |
| 4 years  | 491  | -   | 338                                 | -                     | -                      | -                                 | -                                   | 23                               | 130               |
| College: 1 year or more  | 130  | -   | 55                                  | -                     | -                      | -                                 | -                                   | -                                | 74                |
| Female, total  | 10 099   | 3 729   | 3 068                               | 74                    | 313                    | 237                               | 213                                 | 1 022                            | 1 444             |
| Elementary: 7 years or less  | 2 278  | 219   | 1 560                               | 25                    | 51                     | 48                                | -                                   | 128                              | 247               |
| 8 years  | 572  | 167   | 239                                 | -                     | 23                     | 25                                | 47                                  | 23                               | 47                |
| High school: 1 to 3 years  | 3 455  | 1 588   | 639                                 | -                     | 97                     | 70                                | 70                                  | 399                              | 591               |
| 4 years  | 3 267  | 1 478   | 531                                 | 49                    | 117                    | 93                                | 70                                  | 445                              | 485               |
| College: 1 year or more  | 527  | 277   | 100                                 | -                     | 25                     | -                                 | 25                                  | 25                               | 75                |
| <b>MAJOR OCCUPATION GROUP<sup>1</sup></b>  |  |   |                                     |                       |                        |                                   |                                     |                                  |                   |
| Total, previously employed   | 12 490   | 3 803   | 4 690                               | 183                   | 313                    | 294                               | 213                                 | 1 128                            | 1 865             |
| Professional and technical   | 374  | 230   | -                                   | -                     | 25                     | -                                 | -                                   | -                                | 118               |
| Managerial and administrative  | 304  | 47  | 185                                 | -                     | -                      | -                                 | -                                   | 23                               | 49                |
| Sales  | 451  | 280   | 100                                 | -                     | -                      | 23                                | -                                   | -                                | 47                |
| Clerical   | 1 518  | 486   | 256                                 | 52                    | 165                    | -                                 | 117                                 | 163                              | 279               |
| Craftsmen and foremen  | 418  | 70  | 270                                 | 24                    | -                      | -                                 | -                                   | -                                | 54                |
| Operatives, except transportation  | 1 780  | 491   | 601                                 | -                     | 47                     | 94                                | 23                                  | 173                              | 351               |
| Transport equipment operatives   | 304  | -   | 205                                 | 29                    | -                      | -                                 | -                                   | -                                | 70                |
| Laborers, except farm  | 581  | 46  | 398                                 | 28                    | -                      | 55                                | -                                   | -                                | 54                |
| Service workers, except private household  | 4 417  | 1 646   | 1 370                               | 51                    | 51                     | 97                                | 25                                  | 579                              | 598               |
| Private household workers  | 2 271  | 506   | 1 255                               | -                     | 25                     | 25                                | 47                                  | 191                              | 220               |
| Farmers and farm managers  | -  | -   | -                                   | -                     | -                      | -                                 | -                                   | -                                | -                 |
| Farm laborers and foremen  | 72   | -   | 49                                  | -                     | -                      | -                                 | -                                   | -                                | 23                |
| Not available  | -  | -   | -                                   | -                     | -                      | -                                 | -                                   | -                                | -                 |

<sup>1</sup> Persons 16 to 64 years, not in school.

Table 17a. **Persons Not in the Labor Force Who Worked Within the Last 5 Years and Reason for Leaving Last Job: Negro—Continued**

Age and Sex  
Family Status  
Educational Attainment  
Major Occupation Group of Last Regular Job

MAJOR OCCUPATION GROUP<sup>1</sup>—Continued

|   |        |       |       |     |     |     |     |       |       |
|---|--------|-------|-------|-----|-----|-----|-----|-------|-------|
| Male, previously employed .....                 | 2 390  | 74    | 1 622 | 109 | -   | 57  | -   | 107   | 422   |
| Professional and technical .....                | -      | -     | -     | -   | -   | -   | -   | -     | -     |
| Managerial and administrative .....             | 160    | -     | 160   | -   | -   | -   | -   | -     | -     |
| Sales .....                                     | 52     | -     | 52    | -   | -   | -   | -   | -     | -     |
| Clerical .....                                  | 211    | -     | 108   | 28  | -   | -   | -   | 23    | 51    |
| Craftsmen and foremen .....                     | 295    | -     | 220   | 24  | -   | -   | -   | -     | 54    |
| Operatives, except transportation .....         | 308    | 23    | 215   | -   | -   | -   | -   | -     | 70    |
| Transport equipment operatives .....            | 279    | -     | 180   | 29  | -   | -   | -   | -     | 70    |
| Laborers, except farm .....                     | 465    | -     | 351   | 28  | -   | 32  | -   | -     | 54    |
| Service workers, except private household ..... | 541    | 51    | 289   | -   | -   | 25  | -   | 83    | 93    |
| Private household workers .....                 | 52     | -     | 23    | -   | -   | -   | -   | -     | 29    |
| Farmers and farm managers .....                 | -      | -     | -     | -   | -   | -   | -   | -     | -     |
| Farm laborers and foremen .....                 | 25     | -     | 25    | -   | -   | -   | -   | -     | -     |
| Not available .....                             | -      | -     | -     | -   | -   | -   | -   | -     | -     |
| Female, previously employed .....               | 10 099 | 3 729 | 3 068 | 74  | 313 | 237 | 213 | 1 022 | 1 444 |
| Professional and technical .....                | 374    | 230   | -     | -   | 25  | -   | -   | -     | 118   |
| Managerial and administrative .....             | 144    | 47    | 25    | -   | -   | -   | -   | 23    | 49    |
| Sales .....                                     | 399    | 280   | 49    | -   | -   | 23  | -   | -     | 47    |
| Clerical .....                                  | 1 307  | 486   | 148   | 24  | 165 | -   | 117 | 139   | 228   |
| Craftsmen and foremen .....                     | 121    | 70    | 51    | -   | -   | -   | -   | -     | -     |
| Operatives, except transportation .....         | 1 472  | 468   | 386   | -   | 47  | 94  | 23  | 173   | 281   |
| Transport equipment operatives .....            | 25     | -     | 25    | -   | -   | -   | -   | -     | -     |
| Laborers, except farm .....                     | 116    | 46    | 47    | -   | -   | 23  | -   | -     | -     |
| Service workers, except private household ..... | 3 876  | 1 595 | 1 082 | 51  | 51  | 72  | 25  | 495   | 505   |
| Private household workers .....                 | 2 219  | 506   | 1 232 | -   | 25  | 25  | 47  | 191   | 191   |
| Farmers and farm managers .....                 | -      | -     | -     | -   | -   | -   | -   | -     | -     |
| Farm laborers and foremen .....                 | 47     | -     | 23    | -   | -   | -   | -   | -     | 23    |
| Not available .....                             | -      | -     | -     | -   | -   | -   | -   | -     | -     |

|   | Total not in labor force, worked in last 5 years | Reason for leaving last job                               |                                     |                       |                        |                                   |                                     |                                  |                   |
|---|--|---|-------------------------------------|-----------------------|------------------------|-----------------------------------|-------------------------------------|----------------------------------|-------------------|
|   |  | Family responsibilities, school, or other personal reason | Poor health, illness, or disability | Retirement or old age | Economic reasons       |                                   |                                     | Unsatisfactory work arrangements | All other reasons |
|   |  |   |                                     |                       | Seasonal job completed | Slack work or business conditions | Temporary nonseasonal job completed |                                  |                   |
| Male, previously employed .....                 | 2 390  | 74  | 1 622                               | 109                   | -                      | 57                                | -                                   | 107                              | 422               |
| Professional and technical .....                | -  | -   | -                                   | -                     | -                      | -                                 | -                                   | -                                | -                 |
| Managerial and administrative .....             | 160  | -   | 160                                 | -                     | -                      | -                                 | -                                   | -                                | -                 |
| Sales .....                                     | 52   | -   | 52                                  | -                     | -                      | -                                 | -                                   | -                                | -                 |
| Clerical .....                                  | 211  | -   | 108                                 | 28                    | -                      | -                                 | -                                   | 23                               | 51                |
| Craftsmen and foremen .....                     | 295  | -   | 220                                 | 24                    | -                      | -                                 | -                                   | -                                | 54                |
| Operatives, except transportation .....         | 308  | 23  | 215                                 | -                     | -                      | -                                 | -                                   | -                                | 70                |
| Transport equipment operatives .....            | 279  | -   | 180                                 | 29                    | -                      | -                                 | -                                   | -                                | 70                |
| Laborers, except farm .....                     | 465  | -   | 351                                 | 28                    | -                      | 32                                | -                                   | -                                | 54                |
| Service workers, except private household ..... | 541  | 51  | 289                                 | -                     | -                      | 25                                | -                                   | 83                               | 93                |
| Private household workers .....                 | 52   | -   | 23                                  | -                     | -                      | -                                 | -                                   | -                                | 29                |
| Farmers and farm managers .....                 | -  | -   | -                                   | -                     | -                      | -                                 | -                                   | -                                | -                 |
| Farm laborers and foremen .....                 | 25   | -   | 25                                  | -                     | -                      | -                                 | -                                   | -                                | -                 |
| Not available .....                             | -  | -   | -                                   | -                     | -                      | -                                 | -                                   | -                                | -                 |
| Female, previously employed .....               | 10 099   | 3 729   | 3 068                               | 74                    | 313                    | 237                               | 213                                 | 1 022                            | 1 444             |
| Professional and technical .....                | 374  | 230   | -                                   | -                     | 25                     | -                                 | -                                   | -                                | 118               |
| Managerial and administrative .....             | 144  | 47  | 25                                  | -                     | -                      | -                                 | -                                   | 23                               | 49                |
| Sales .....                                     | 399  | 280   | 49                                  | -                     | -                      | 23                                | -                                   | -                                | 47                |
| Clerical .....                                  | 1 307  | 486   | 148                                 | 24                    | 165                    | -                                 | 117                                 | 139                              | 228               |
| Craftsmen and foremen .....                     | 121  | 70  | 51                                  | -                     | -                      | -                                 | -                                   | -                                | -                 |
| Operatives, except transportation .....         | 1 472  | 468   | 386                                 | -                     | 47                     | 94                                | 23                                  | 173                              | 281               |
| Transport equipment operatives .....            | 25   | -   | 25                                  | -                     | -                      | -                                 | -                                   | -                                | -                 |
| Laborers, except farm .....                     | 116  | 46  | 47                                  | -                     | -                      | 23                                | -                                   | -                                | -                 |
| Service workers, except private household ..... | 3 876  | 1 595   | 1 082                               | 51                    | 51                     | 72                                | 25                                  | 495                              | 505               |
| Private household workers .....                 | 2 219  | 506   | 1 232                               | -                     | 25                     | 25                                | 47                                  | 191                              | 191               |
| Farmers and farm managers .....                 | -  | -   | -                                   | -                     | -                      | -                                 | -                                   | -                                | -                 |
| Farm laborers and foremen .....                 | 47   | -   | 23                                  | -                     | -                      | -                                 | -                                   | -                                | 23                |
| Not available .....                             | -  | -   | -                                   | -                     | -                      | -                                 | -                                   | -                                | -                 |

<sup>1</sup> Persons 16 to 64 years, not in school.

Table 18. Persons Not in the Labor Force Who Worked Within the Last 12 Months and Reason for Leaving Last Job: All Races

| Age and Sex<br>Family Status<br>Educational Attainment<br>Major Occupation Group of Last Regular Job | Total not in labor force, worked in last 12 months | Reason for leaving last job                               |                                     |                       |                        |                                   |                                     |                                  |                   |
|--|--|---|-------------------------------------|-----------------------|------------------------|-----------------------------------|-------------------------------------|----------------------------------|-------------------|
|  |  | Family responsibilities, school, or other personal reason | Poor health, illness, or disability | Retirement or old age | Economic reasons       |                                   |                                     | Unsatisfactory work arrangements | All other reasons |
|  |  |   |                                     |                       | Seasonal job completed | Slack work or business conditions | Temporary nonseasonal job completed |                                  |                   |
| <b>AGE AND SEX</b>   |  |   |                                     |                       |                        |                                   |                                     |                                  |                   |
| Total, 16 years and over .....   | 9 853  | 3 312   | 2 104                               | 305                   | 684                    | 322                               | 288                                 | 1 162                            | 1 676             |
| Male, total .....  | 2 938  | 472   | 1 048                               | 237                   | 119                    | 134                               | 69                                  | 269                              | 589               |
| 16 to 21 years, total .....  | 1 195  | 371   | 70                                  | -                     | 88                     | 23                                | 69                                  | 209                              | 366               |
| 16 to 21 years, not in school .....  | 185  | -   | 46                                  | -                     | -                      | -                                 | -                                   | 47                               | 92                |
| 22 to 34 years, total .....  | 400  | 78  | 125                                 | -                     | 32                     | 29                                | -                                   | 32                               | 104               |
| 22 to 34 years, veteran of Vietnam .....   | 23   | -   | -                                   | -                     | -                      | -                                 | -                                   | -                                | 23                |
| 25 to 34 years .....   | 330  | 31  | 125                                 | -                     | 32                     | 29                                | -                                   | 32                               | 81                |
| 35 to 44 years .....   | 284  | 23  | 137                                 | -                     | -                      | 57                                | -                                   | -                                | 67                |
| 45 to 54 years .....   | 500  | -   | 420                                 | -                     | -                      | -                                 | -                                   | 28                               | 52                |
| 55 to 64 years .....   | 216  | -   | 159                                 | 57                    | -                      | -                                 | -                                   | -                                | -                 |
| 65 years and over .....  | 342  | -   | 138                                 | 180                   | -                      | 24                                | -                                   | -                                | -                 |
| 40 to 64 years .....   | 826  | 23  | 643                                 | 57                    | -                      | -                                 | -                                   | 28                               | 75                |
| Female, total .....  | 6 916  | 2 840   | 1 055                               | 68                    | 565                    | 188                               | 218                                 | 894                              | 1 087             |
| 16 to 21 years, total .....  | 2 653  | 1 425   | -                                   | -                     | 371                    | 93                                | 69                                  | 278                              | 417               |
| 16 to 21 years, not in school .....  | 1 205  | 687   | -                                   | -                     | 23                     | 69                                | -                                   | 208                              | 217               |
| 22 to 34 years, total .....  | 1 895  | 1 051   | 212                                 | -                     | 23                     | 70                                | 23                                  | 327                              | 189               |
| 25 to 34 years .....   | 1 247  | 704   | 143                                 | -                     | -                      | 47                                | 23                                  | 211                              | 119               |
| 35 to 44 years .....   | 871  | 218   | 253                                 | -                     | 70                     | -                                 | 47                                  | 166                              | 117               |
| 45 to 54 years .....   | 596  | 76  | 230                                 | -                     | 25                     | -                                 | -                                   | 79                               | 187               |
| 55 to 64 years .....   | 639  | 51  | 279                                 | -                     | 51                     | 25                                | 54                                  | 25                               | 153               |
| 65 years and over .....  | 262  | 20  | 81                                  | 68                    | 24                     | -                                 | 24                                  | 19                               | 24                |
| 40 to 64 years .....   | 1 750  | 248   | 621                                 | -                     | 100                    | 25                                | 101                                 | 247                              | 408               |
| <b>FAMILY STATUS<sup>1</sup></b>   |  |   |                                     |                       |                        |                                   |                                     |                                  |                   |
| Male, total .....  | 1 430  | 23  | 888                                 | 57                    | -                      | 86                                | -                                   | 107                              | 270               |
| Family head .....  | 565  | 23  | 390                                 | 28                    | -                      | 25                                | -                                   | 28                               | 70                |
| Family member .....  | 363  | -   | 106                                 | 28                    | -                      | 29                                | -                                   | 55                               | 144               |
| Unrelated individual .....   | 501  | -   | 391                                 | -                     | -                      | 32                                | -                                   | 23                               | 55                |
| Female, total .....  | 4 927  | 1 873   | 974                                 | -                     | 193                    | 141                               | 124                                 | 805                              | 816               |
| Family head .....  | 1 103  | 398   | 272                                 | -                     | 47                     | 23                                | 47                                  | 217                              | 99                |
| No children under 18 years .....   | 126  | 23  | 79                                  | -                     | -                      | -                                 | 24                                  | -                                | -                 |
| Children 6 to 17 years only .....  | 295  | 72  | 94                                  | -                     | -                      | -                                 | 23                                  | 77                               | 29                |
| Children under 6 years .....   | 682  | 303   | 99                                  | -                     | 47                     | 23                                | -                                   | 139                              | 70                |
| Wife of head .....   | 2 143  | 1 059   | 336                                 | -                     | 47                     | 25                                | 52                                  | 234                              | 390               |
| No children under 18 years .....   | 725  | 210   | 147                                 | -                     | -                      | -                                 | 52                                  | 117                              | 198               |
| Children 6 to 17 years only .....  | 410  | 193   | 72                                  | -                     | 23                     | 25                                | -                                   | 70                               | 26                |
| Children under 6 years .....   | 1 009  | 656   | 116                                 | -                     | 23                     | -                                 | -                                   | 47                               | 167               |
| Other family member .....  | 1 062  | 348   | 98                                  | -                     | 48                     | 69                                | -                                   | 306                              | 193               |
| Unrelated individual .....   | 619  | 68  | 269                                 | -                     | 51                     | 23                                | 25                                  | 48                               | 135               |
| <b>EDUCATIONAL ATTAINMENT<sup>1</sup></b>  |  |   |                                     |                       |                        |                                   |                                     |                                  |                   |
| Male, total .....  | 1 430  | 23  | 888                                 | 57                    | -                      | 86                                | -                                   | 107                              | 270               |
| Elementary: 7 years or less .....  | 533  | 23  | 405                                 | 28                    | -                      | 29                                | -                                   | -                                | 47                |
| 8 years .....  | 85   | -   | 28                                  | -                     | -                      | 25                                | -                                   | 32                               | -                 |
| High school: 1 to 3 years .....  | 376  | -   | 148                                 | 28                    | -                      | 32                                | -                                   | 52                               | 116               |
| 4 years .....  | 329  | -   | 251                                 | -                     | -                      | -                                 | -                                   | 23                               | 55                |
| College: 1 year or more .....  | 107  | -   | 55                                  | -                     | -                      | -                                 | -                                   | -                                | 51                |
| Female, total .....  | 4 927  | 1 873   | 974                                 | -                     | 193                    | 141                               | 124                                 | 805                              | 816               |
| Elementary: 7 years or less .....  | 866  | 97  | 393                                 | -                     | 51                     | 48                                | -                                   | 98                               | 179               |
| 8 years .....  | 435  | 148   | 142                                 | -                     | 23                     | 23                                | 47                                  | 23                               | 29                |
| High school: 1 to 3 years .....  | 1 592  | 741   | 149                                 | -                     | 47                     | 23                                | 29                                  | 356                              | 247               |
| 4 years .....  | 1 724  | 700   | 291                                 | -                     | 47                     | 46                                | 23                                  | 328                              | 288               |
| College: 1 year or more .....  | 311  | 186   | -                                   | -                     | 25                     | -                                 | 25                                  | -                                | 74                |
| <b>MAJOR OCCUPATION GROUP<sup>1</sup></b>  |  |   |                                     |                       |                        |                                   |                                     |                                  |                   |
| Total, previously employed .....   | 6 357  | 1 896   | 1 862                               | 57                    | 193                    | 228                               | 124                                 | 912                              | 1 086             |
| Professional and technical .....   | 192  | 95  | 23                                  | -                     | 25                     | -                                 | -                                   | -                                | 48                |
| Managerial and administrative .....  | 124  | 23  | 77                                  | -                     | -                      | -                                 | -                                   | 23                               | -                 |
| Sales .....  | 279  | 186   | 23                                  | -                     | -                      | 23                                | -                                   | -                                | 47                |
| Clerical .....   | 937  | 228   | 209                                 | 28                    | 93                     | -                                 | 23                                  | 139                              | 216               |
| Craftsmen and foremen .....  | 170  | 47  | 100                                 | -                     | -                      | -                                 | -                                   | -                                | 23                |
| Operatives, except transportation .....  | 958  | 238   | 335                                 | -                     | 23                     | 23                                | -                                   | 142                              | 197               |
| Transport equipment operatives .....   | 143  | -   | 73                                  | -                     | -                      | -                                 | -                                   | -                                | 70                |
| Laborers, except farm .....  | 324  | 23  | 157                                 | 28                    | -                      | 84                                | -                                   | -                                | 32                |
| Service workers, except private household .....  | 2 422  | 865   | 568                                 | -                     | 25                     | 97                                | 54                                  | 537                              | 277               |
| Private household workers .....  | 807  | 191   | 296                                 | -                     | 25                     | -                                 | 47                                  | 70                               | 177               |
| Farmers and farm managers .....  | -  | -   | -                                   | -                     | -                      | -                                 | -                                   | -                                | -                 |
| Farm laborers and foremen .....  | -  | -   | -                                   | -                     | -                      | -                                 | -                                   | -                                | -                 |
| Not available .....  | -  | -   | -                                   | -                     | -                      | -                                 | -                                   | -                                | -                 |

<sup>1</sup> Persons 16 to 64 years, not in school.

Table 18. Persons Not in the Labor Force Who Worked Within the Last 12 Months and Reason for Leaving Last Job: All Races—Continued

Age and Sex  
Family Status  
Educational Attainment  
Major Occupation Group of Last Regular Job

|   | Total not in labor force, worked in last 12 months | Reason for leaving last job                               |                                     |                       |                        |                                   |                                     |                                  |                   |
|---|--|---|-------------------------------------|-----------------------|------------------------|-----------------------------------|-------------------------------------|----------------------------------|-------------------|
|   |  | Family responsibilities, school, or other personal reason | Poor health, illness, or disability | Retirement or old age | Economic reasons       |                                   |                                     | Unsatisfactory work arrangements | All other reasons |
|   |  |   |                                     |                       | Seasonal job completed | Slack work or business conditions | Temporary nonseasonal job completed |                                  |                   |
| <b>MAJOR OCCUPATION GROUP<sup>1</sup>—Continued</b> |  |   |                                     |                       |                        |                                   |                                     |                                  |                   |
| Male, previously employed .....                     | 1 430  | 23  | 888                                 | 57                    | -                      | 86                                | -                                   | 107                              | 270               |
| Professional and technical .....                    | -  | -   | -                                   | -                     | -                      | -                                 | -                                   | -                                | -                 |
| Managerial and administrative .....                 | 77   | -   | 77                                  | -                     | -                      | -                                 | -                                   | -                                | -                 |
| Sales .....   | 23   | -   | 23                                  | -                     | -                      | -                                 | -                                   | -                                | -                 |
| Clerical .....                                      | 162  | -   | 83                                  | 28                    | -                      | -                                 | -                                   | 23                               | 28                |
| Craftsmen and foremen .....                         | 123  | -   | 100                                 | -                     | -                      | -                                 | -                                   | -                                | 23                |
| Operatives, except transportation .....             | 284  | -   | 214                                 | -                     | -                      | -                                 | -                                   | -                                | 71                |
| Transport equipment operatives .....                | 143  | -   | 73                                  | -                     | -                      | -                                 | -                                   | -                                | 70                |
| Laborers, except farm .....                         | 278  | -   | 157                                 | 28                    | -                      | 61                                | -                                   | -                                | 32                |
| Service workers, except private household .....     | 338  | 23  | 160                                 | -                     | -                      | 25                                | -                                   | 83                               | 46                |
| Private household workers .....                     | -  | -   | -                                   | -                     | -                      | -                                 | -                                   | -                                | -                 |
| Farmers and farm managers .....                     | -  | -   | -                                   | -                     | -                      | -                                 | -                                   | -                                | -                 |
| Farm laborers and foremen .....                     | -  | -   | -                                   | -                     | -                      | -                                 | -                                   | -                                | -                 |
| Not available .....                                 | -  | -   | -                                   | -                     | -                      | -                                 | -                                   | -                                | -                 |
| Female, previously employed .....                   | 4 927  | 1 873   | 974                                 | -                     | 193                    | 141                               | 124                                 | 805                              | 816               |
| Professional and technical .....                    | 192  | 95  | 23                                  | -                     | 25                     | -                                 | -                                   | -                                | 48                |
| Managerial and administrative .....                 | 47   | 23  | -                                   | -                     | -                      | -                                 | -                                   | 23                               | -                 |
| Sales .....   | 256  | 186   | -                                   | -                     | -                      | 23                                | -                                   | -                                | 47                |
| Clerical .....                                      | 775  | 228   | 126                                 | -                     | 93                     | -                                 | 23                                  | 116                              | 188               |
| Craftsmen and foremen .....                         | 47   | 47  | -                                   | -                     | -                      | -                                 | -                                   | -                                | -                 |
| Operatives, except transportation .....             | 674  | 238   | 121                                 | -                     | 23                     | 23                                | -                                   | 142                              | 126               |
| Transport equipment operatives .....                | -  | -   | -                                   | -                     | -                      | -                                 | -                                   | -                                | -                 |
| Laborers, except farm .....                         | 46   | 23  | -                                   | -                     | -                      | 23                                | -                                   | -                                | -                 |
| Service workers, except private household .....     | 2 084  | 842   | 408                                 | -                     | 25                     | 72                                | 54                                  | 453                              | 230               |
| Private household workers .....                     | 807  | 191   | 296                                 | -                     | 25                     | -                                 | 47                                  | 70                               | 177               |
| Farmers and farm managers .....                     | -  | -   | -                                   | -                     | -                      | -                                 | -                                   | -                                | -                 |
| Farm laborers and foremen .....                     | -  | -   | -                                   | -                     | -                      | -                                 | -                                   | -                                | -                 |
| Not available .....                                 | -  | -   | -                                   | -                     | -                      | -                                 | -                                   | -                                | -                 |

<sup>1</sup> Persons 16 to 64 years, not in school.

Table 18a. Persons Not in the Labor Force Who Worked Within the Last 12 Months and Reason for Leaving Last Job: Negro

| Age and Sex<br>Family Status<br>Educational Attainment<br>Major Occupation Group of Last Regular Job | Total not in labor force, worked in last 12 months | Reason for leaving last job                               |                                     |                       |                        |                                   |                                     |                                  |                   |
|--|--|---|-------------------------------------|-----------------------|------------------------|-----------------------------------|-------------------------------------|----------------------------------|-------------------|
|  |  | Family responsibilities, school, or other personal reason | Poor health, illness, or disability | Retirement or old age | Economic reasons       |                                   |                                     | Unsatisfactory work arrangements | All other reasons |
|  |  |   |                                     |                       | Seasonal job completed | Slack work or business conditions | Temporary nonseasonal job completed |                                  |                   |
| <b>AGE AND SEX</b>   |  |   |                                     |                       |                        |                                   |                                     |                                  |                   |
| Total, 16 years and over   | 8 210  | 2 911   | 1 790                               | 180                   | 614                    | 245                               | 189                                 | 1 043                            | 1 239             |
| Male, total  | 2 436  | 425   | 841                                 | 180                   | 96                     | 80                                | 46                                  | 246                              | 521               |
| 16 to 21 years, total  | 1 084  | 348   | 70                                  | -                     | 64                     | 23                                | 46                                  | 186                              | 347               |
| 16 to 21 years, not in school  | 185  | -   | 46                                  | -                     | -                      | -                                 | -                                   | 47                               | 92                |
| 22 to 34 years, total  | 322  | 54  | 125                                 | -                     | 32                     | -                                 | -                                   | 32                               | 78                |
| 22 to 34 years, veteran of Vietnam   | 23   | -   | -                                   | -                     | -                      | -                                 | -                                   | -                                | 23                |
| 25 to 34 years   | 275  | 31  | 125                                 | -                     | 32                     | -                                 | -                                   | 32                               | 55                |
| 35 to 44 years   | 234  | 23  | 87                                  | -                     | -                      | 97                                | -                                   | -                                | 67                |
| 45 to 64 years   | 347  | -   | 291                                 | -                     | -                      | -                                 | -                                   | 28                               | 28                |
| 55 to 64 years   | 216  | -   | 159                                 | 57                    | -                      | -                                 | -                                   | -                                | -                 |
| 65 years and over  | 233  | -   | 110                                 | 123                   | -                      | -                                 | -                                   | -                                | -                 |
| 40 to 64 years   | 673  | 23  | 513                                 | 57                    | -                      | -                                 | -                                   | 28                               | 51                |
| Female, total  | 5 774  | 2 485   | 949                                 | -                     | 517                    | 165                               | 142                                 | 797                              | 718               |
| 16 to 21 years, total  | 2 248  | 1 196   | -                                   | -                     | 348                    | 70                                | 46                                  | 278                              | 310               |
| 16 to 21 years, not in school  | 1 066  | 641   | -                                   | -                     | 23                     | 46                                | -                                   | 208                              | 148               |
| 22 to 34 years, total  | 1 724  | 1 001   | 163                                 | -                     | 23                     | 70                                | 23                                  | 304                              | 140               |
| 25 to 34 years   | 1 169  | 678   | 117                                 | -                     | -                      | 47                                | 23                                  | 211                              | 94                |
| 35 to 44 years   | 722  | 140   | 253                                 | -                     | 70                     | -                                 | 47                                  | 140                              | 70                |
| 45 to 64 years   | 426  | 76  | 173                                 | -                     | 25                     | -                                 | -                                   | 50                               | 102               |
| 55 to 64 years   | 553  | 51  | 279                                 | -                     | 51                     | 25                                | 25                                  | 25                               | 96                |
| 65 years and over  | 101  | 20  | 81                                  | -                     | -                      | -                                 | -                                   | -                                | -                 |
| 40 to 64 years   | 1 396  | 197   | 564                                 | -                     | 100                    | 25                                | 73                                  | 193                              | 245               |
| <b>FAMILY STATUS<sup>1</sup></b>   |  |   |                                     |                       |                        |                                   |                                     |                                  |                   |
| Male, total  | 1 197  | 23  | 708                                 | 57                    | -                      | 57                                | -                                   | 107                              | 246               |
| Family head  | 487  | 23  | 312                                 | 28                    | -                      | 25                                | -                                   | 28                               | 70                |
| Family member  | 334  | -   | 106                                 | 28                    | -                      | -                                 | -                                   | 55                               | 144               |
| Unrelated individual   | 377  | -   | 290                                 | -                     | -                      | 32                                | -                                   | 23                               | 32                |
| Female, total  | 4 212  | 1 700   | 868                                 | -                     | 193                    | 118                               | 96                                  | 728                              | 510               |
| Family head  | 1 017  | 398   | 244                                 | -                     | 47                     | 23                                | 47                                  | 188                              | 70                |
| No children under 18 years   | 97   | 23  | 51                                  | -                     | -                      | -                                 | 24                                  | -                                | -                 |
| Children 6 to 17 years only  | 238  | 72  | 94                                  | -                     | -                      | -                                 | 23                                  | 49                               | -                 |
| Children under 6 years   | 682  | 303   | 99                                  | -                     | 47                     | 23                                | -                                   | 139                              | 70                |
| Wife of head   | 1 792  | 886   | 310                                 | -                     | 47                     | 25                                | 24                                  | 234                              | 266               |
| No children under 18 years   | 571  | 160   | 121                                 | -                     | -                      | -                                 | 24                                  | 117                              | 149               |
| Children 6 to 17 years only  | 358  | 167   | 72                                  | -                     | 23                     | 25                                | -                                   | 70                               | -                 |
| Children under 6 years   | 862  | 558   | 116                                 | -                     | 23                     | -                                 | -                                   | 47                               | 118               |
| Other family member  | 892  | 348   | 74                                  | -                     | 48                     | 46                                | -                                   | 257                              | 118               |
| Unrelated individual   | 510  | 68  | 240                                 | -                     | 51                     | 23                                | 25                                  | 48                               | 55                |
| <b>EDUCATIONAL ATTAINMENT<sup>1</sup></b>  |  |   |                                     |                       |                        |                                   |                                     |                                  |                   |
| Male, total  | 1 197  | 23  | 708                                 | 57                    | -                      | 57                                | -                                   | 107                              | 246               |
| Elementary: 7 years or less  | 398  | 23  | 299                                 | 28                    | -                      | -                                 | -                                   | -                                | 47                |
| 8 years  | 85   | -   | 28                                  | -                     | -                      | 25                                | -                                   | 32                               | -                 |
| High school: 1 to 3 years  | 323  | -   | 119                                 | 28                    | -                      | 32                                | -                                   | 52                               | 93                |
| 4 years  | 309  | -   | 230                                 | -                     | -                      | -                                 | -                                   | 23                               | 55                |
| College: 1 year or more  | 83   | -   | 32                                  | -                     | -                      | -                                 | -                                   | -                                | 51                |
| Female, total  | 4 212  | 1 700   | 868                                 | -                     | 193                    | 118                               | 96                                  | 728                              | 510               |
| Elementary: 7 years or less  | 729  | 97  | 364                                 | -                     | 51                     | 48                                | -                                   | 72                               | 96                |
| 8 years  | 282  | 70  | 118                                 | -                     | 23                     | -                                 | 47                                  | 23                               | -                 |
| High school: 1 to 3 years  | 1 339  | 693   | 121                                 | -                     | 47                     | 23                                | -                                   | 304                              | 152               |
| 4 years  | 1 574  | 654   | 265                                 | -                     | 47                     | 46                                | 23                                  | 328                              | 211               |
| College: 1 year or more  | 288  | 186   | -                                   | -                     | 25                     | -                                 | 25                                  | -                                | 51                |
| <b>MAJOR OCCUPATION GROUP<sup>1</sup></b>  |  |   |                                     |                       |                        |                                   |                                     |                                  |                   |
| Total, previously employed   | 5 409  | 1 723   | 1 576                               | 57                    | 193                    | 175                               | 96                                  | 835                              | 755               |
| Professional and technical   | 169  | 95  | -                                   | -                     | 25                     | -                                 | -                                   | -                                | 48                |
| Managerial and administrative  | 124  | 23  | 77                                  | -                     | -                      | -                                 | -                                   | 23                               | -                 |
| Sales  | 230  | 160   | 23                                  | -                     | -                      | 23                                | -                                   | -                                | 24                |
| Clerical   | 814  | 205   | 180                                 | 28                    | 93                     | -                                 | 23                                  | 139                              | 144               |
| Craftsmen and foremen  | 90   | 47  | 20                                  | -                     | -                      | -                                 | -                                   | -                                | 23                |
| Operatives, except transportation  | 756  | 186   | 283                                 | -                     | 23                     | -                                 | -                                   | 117                              | 145               |
| Transport equipment operatives   | 96   | -   | 25                                  | -                     | -                      | -                                 | -                                   | -                                | 70                |
| Laborers, except farm  | 243  | -   | 129                                 | 28                    | -                      | 55                                | -                                   | -                                | 32                |
| Service workers, except private household  | 2 138  | 816   | 540                                 | -                     | 25                     | 97                                | 25                                  | 485                              | 150               |
| Private household workers  | 750  | 191   | 296                                 | -                     | 25                     | -                                 | 47                                  | 70                               | 120               |
| Farmers and farm managers  | -  | -   | -                                   | -                     | -                      | -                                 | -                                   | -                                | -                 |
| Farm laborers and foremen  | -  | -   | -                                   | -                     | -                      | -                                 | -                                   | -                                | -                 |
| Not available  | -  | -   | -                                   | -                     | -                      | -                                 | -                                   | -                                | -                 |

<sup>1</sup> Persons 16 to 64 years, not in school.

Table 18a. **Persons Not in the Labor Force Who Worked Within the Last 12 Months and Reason for Leaving Last Job: Negro—Continued**

Age and Sex  
Family Status  
Educational Attainment  
Major Occupation Group of Last Regular Job

MAJOR OCCUPATION GROUP<sup>1</sup>—Continued

Male, previously employed .....

Professional and technical .....

Managerial and administrative .....

Sales .....

Clerical .....

Craftsmen and foremen .....

Operatives, except transportation .....

Transport equipment operatives .....

Laborers, except farm .....

Service workers, except private household .....

Private household workers .....

Farmers and farm managers .....

Farm laborers and foremen .....

Not available .....

Female, previously employed .....

Professional and technical .....

Managerial and administrative .....

Sales .....

Clerical .....

Craftsmen and foremen .....

Operatives, except transportation .....

Transport equipment operatives .....

Laborers, except farm .....

Service workers, except private household .....

Private household workers .....

Farmers and farm managers .....

Farm laborers and foremen .....

Not available .....

|   | Total not in labor force, worked in last 12 months | Reason for leaving last job                               |                                     |                       |                        |                                   |                                     |                                  |                   |
|---|--|---|-------------------------------------|-----------------------|------------------------|-----------------------------------|-------------------------------------|----------------------------------|-------------------|
|   |  | Family responsibilities, school, or other personal reason | Poor health, illness, or disability | Retirement or old age | Economic reasons       |                                   |                                     | Unsatisfactory work arrangements | All other reasons |
|   |  |   |                                     |                       | Seasonal job completed | Slack work or business conditions | Temporary nonseasonal job completed |                                  |                   |
| Male, previously employed .....                 | 1 197  | 23  | 708                                 | 57                    | -                      | 57                                | -                                   | 107                              | 246               |
| Professional and technical .....                | -  | -   | -                                   | -                     | -                      | -                                 | -                                   | -                                | -                 |
| Managerial and administrative .....             | 77   | -   | 77                                  | -                     | -                      | -                                 | -                                   | -                                | -                 |
| Sales .....                                     | 23   | -   | 23                                  | -                     | -                      | -                                 | -                                   | -                                | -                 |
| Clerical .....                                  | 162  | -   | 83                                  | 28                    | -                      | -                                 | -                                   | 23                               | 28                |
| Craftsmen and foremen .....                     | 44   | -   | 20                                  | -                     | -                      | -                                 | -                                   | -                                | 23                |
| Operatives, except transportation .....         | 237  | -   | 190                                 | -                     | -                      | -                                 | -                                   | -                                | 47                |
| Transport equipment operatives .....            | 96   | -   | 25                                  | -                     | -                      | -                                 | -                                   | -                                | 70                |
| Laborers, except farm .....                     | 220  | -   | 129                                 | 28                    | -                      | 32                                | -                                   | -                                | 32                |
| Service workers, except private household ..... | 338  | 23  | 160                                 | -                     | -                      | 25                                | -                                   | 83                               | 46                |
| Private household workers .....                 | -  | -   | -                                   | -                     | -                      | -                                 | -                                   | -                                | -                 |
| Farmers and farm managers .....                 | -  | -   | -                                   | -                     | -                      | -                                 | -                                   | -                                | -                 |
| Farm laborers and foremen .....                 | -  | -   | -                                   | -                     | -                      | -                                 | -                                   | -                                | -                 |
| Not available .....                             | -  | -   | -                                   | -                     | -                      | -                                 | -                                   | -                                | -                 |
| Female, previously employed .....               | 4 212  | 1 700   | 868                                 | -                     | 193                    | 118                               | 96                                  | 728                              | 510               |
| Professional and technical .....                | 169  | 95  | -                                   | -                     | 25                     | -                                 | -                                   | -                                | 48                |
| Managerial and administrative .....             | 47   | 23  | -                                   | -                     | -                      | -                                 | -                                   | 23                               | -                 |
| Sales .....                                     | 207  | 160   | -                                   | -                     | -                      | 23                                | -                                   | -                                | 24                |
| Clerical .....                                  | 651  | 205   | 98                                  | -                     | 93                     | -                                 | 23                                  | 116                              | 116               |
| Craftsmen and foremen .....                     | 47   | 47  | -                                   | -                     | -                      | -                                 | -                                   | -                                | -                 |
| Operatives, except transportation .....         | 520  | 186   | 95                                  | -                     | 23                     | -                                 | -                                   | 117                              | 98                |
| Transport equipment operatives .....            | -  | -   | -                                   | -                     | -                      | -                                 | -                                   | -                                | -                 |
| Laborers, except farm .....                     | 23   | -   | -                                   | -                     | -                      | 23                                | -                                   | -                                | -                 |
| Service workers, except private household ..... | 1 800  | 792   | 379                                 | -                     | 25                     | 72                                | 25                                  | 402                              | 104               |
| Private household workers .....                 | 750  | 191   | 296                                 | -                     | 25                     | -                                 | 47                                  | 70                               | 120               |
| Farmers and farm managers .....                 | -  | -   | -                                   | -                     | -                      | -                                 | -                                   | -                                | -                 |
| Farm laborers and foremen .....                 | -  | -   | -                                   | -                     | -                      | -                                 | -                                   | -                                | -                 |
| Not available .....                             | -  | -   | -                                   | -                     | -                      | -                                 | -                                   | -                                | -                 |

<sup>1</sup> Persons 16 to 64 years, not in school.



Table 19. Work Experience in Last 12 Months: All Races

| Age and Sex<br>Family Status<br>Educational Attainment | Total<br>civilian<br>noninsti-<br>tutional<br>population | Work experience in last 12 months |                   |                   |                   |                  |                        |                   |                   |                   |                  | Did not<br>work<br>at all |  |
|--|--|-----------------------------------|-------------------|-------------------|-------------------|------------------|------------------------|-------------------|-------------------|-------------------|------------------|---------------------------|--|
|  |  | Full-time weeks worked            |                   |                   |                   |                  | Part-time weeks worked |                   |                   |                   |                  |                           |  |
|  |  | 50 to 52<br>weeks                 | 40 to 49<br>weeks | 27 to 39<br>weeks | 14 to 26<br>weeks | 1 to 13<br>weeks | 50 to 52<br>weeks      | 40 to 49<br>weeks | 27 to 39<br>weeks | 14 to 26<br>weeks | 1 to 13<br>weeks |                           |  |
| <b>AGE AND SEX</b>                                     |  |                                   |                   |                   |                   |                  |                        |                   |                   |                   |                  |                           |  |
| Total, 16 years and over .....                         | 131 619  | 49 286                            | 10 780            | 6 138             | 5 720             | 6 262            | 4 382                  | 1 152             | 1 614             | 1 805             | 3 123            | 41 356                    |  |
| Male, total .....                                      | 55 479   | 27 632                            | 5 981             | 2 492             | 2 440             | 2 403            | 1 388                  | 425               | 541               | 776               | 1 117            | 10 283                    |  |
| 16 to 21 years, total .....                            | 8 857  | 2 096                             | 925               | 445               | 649               | 1 276            | 440                    | 227               | 185               | 255               | 579              | 1 780                     |  |
| 16 to 21 years, not in school .....                    | 4 703  | 1 753                             | 720               | 330               | 394               | 511              | 232                    | 70                | -                 | 92                | 93               | 509                       |  |
| 22 to 34 years, total .....                            | 15 783   | 10 393                            | 2 031             | 797               | 771               | 577              | 241                    | 76                | 154               | 135               | 125              | 484                       |  |
| 22 to 34 years, veteran of Vietnam .....               | 2 714  | 1 693                             | 250               | 148               | 235               | 170              | 26                     | 76                | -                 | -                 | 23               | 93                        |  |
| 25 to 34 years .....                                   | 11 767   | 8 194                             | 1 549             | 503               | 472               | 276              | 194                    | 29                | 85                | 89                | 32               | 345                       |  |
| 35 to 44 years .....                                   | 8 367  | 5 225                             | 1 308             | 434               | 369               | 165              | 53                     | 55                | -                 | 78                | -                | 679                       |  |
| 45 to 54 years .....                                   | 9 115  | 5 484                             | 1 036             | 461               | 369               | 156              | 167                    | 24                | 79                | 99                | 157              | 1 083                     |  |
| 55 to 64 years .....                                   | 6 664  | 3 646                             | 607               | 355               | 226               | 180              | 183                    | -                 | 57                | 131               | 54               | 1 226                     |  |
| 65 years and over .....                                | 6 693  | 788                               | 75                | -                 | 56                | 49               | 304                    | 45                | 66                | 77                | 202              | 5 031                     |  |
| 40 to 64 years .....                                   | 20 070   | 11 809                            | 2 225             | 1 045             | 799               | 422              | 373                    | 55                | 136               | 231               | 211              | 2 763                     |  |
| Female, total .....                                    | 76 140   | 21 654                            | 4 799             | 3 646             | 3 279             | 3 859            | 2 994                  | 727               | 1 073             | 1 029             | 2 006            | 31 073                    |  |
| 16 to 21 years, total .....                            | 12 157   | 1 325                             | 688               | 714               | 862               | 1 633            | 274                    | 233               | 269               | 200               | 1 201            | 4 758                     |  |
| 16 to 21 years, not in school .....                    | 5 906  | 1 075                             | 552               | 621               | 463               | 904              | 89                     | 80                | 88                | -                 | 232              | 1 803                     |  |
| 22 to 34 years, total .....                            | 20 058   | 7 742                             | 1 873             | 1 707             | 1 456             | 1 293            | 425                    | 112               | 187               | 236               | 188              | 4 840                     |  |
| 22 to 34 years .....                                   | 13 959   | 5 397                             | 1 251             | 1 245             | 876               | 1 016            | 286                    | 47                | 164               | 189               | 72               | 3 418                     |  |
| 25 to 34 years .....                                   | 11 519   | 4 915                             | 885               | 312               | 449               | 456              | 492                    | 94                | 239               | 117               | 286              | 3 274                     |  |
| 35 to 44 years .....                                   | 11 205   | 4 294                             | 643               | 516               | 341               | 208              | 769                    | 127               | 206               | 130               | 155              | 3 816                     |  |
| 45 to 54 years .....                                   | 9 683  | 2 752                             | 625               | 292               | 130               | 229              | 612                    | 76                | 51                | 105               | 152              | 4 660                     |  |
| 55 to 64 years .....                                   | 11 518   | 627                               | 85                | 105               | 41                | 40               | 422                    | 85                | 122               | 243               | 24               | 9 725                     |  |
| 40 to 64 years .....                                   | 26 636   | 9 427                             | 1 634             | 1 002             | 781               | 626              | 1 615                  | 250               | 306               | 281               | 497              | 10 217                    |  |
| <b>FAMILY STATUS<sup>1</sup></b>                       |  |                                   |                   |                   |                   |                  |                        |                   |                   |                   |                  |                           |  |
| Male, total .....                                      | 43 786   | 26 319                            | 5 604             | 2 335             | 2 064             | 1 442            | 817                    | 201               | 267               | 488               | 358              | 3 891                     |  |
| Family head .....                                      | 25 834   | 17 562                            | 3 404             | 1 195             | 804               | 390              | 328                    | 102               | 126               | 138               | 153              | 1 633                     |  |
| Family member .....                                    | 9 375  | 4 083                             | 1 072             | 445               | 614               | 771              | 269                    | 99                | 61                | 268               | 205              | 1 490                     |  |
| Unrelated individual .....                             | 8 576  | 4 675                             | 1 128             | 696               | 647               | 281              | 220                    | -                 | 80                | 82                | -                | 769                       |  |
| Female, total .....                                    | 57 104   | 20 499                            | 4 461             | 3 378             | 2 723             | 2 951            | 2 363                  | 465               | 771               | 564               | 989              | 17 939                    |  |
| Family head .....                                      | 14 462   | 6 247                             | 1 246             | 925               | 708               | 713              | 685                    | 172               | 166               | 49                | 297              | 3 255                     |  |
| No children under 18 years .....                       | 2 829  | 1 446                             | 225               | 153               | 25                | 49               | 153                    | 51                | 49                | 25                | 98               | 555                       |  |
| Children 6 to 17 years only .....                      | 5 406  | 2 595                             | 572               | 250               | 262               | 194              | 267                    | 97                | 23                | 23                | 51               | 1 072                     |  |
| Children under 6 years .....                           | 6 227  | 2 206                             | 448               | 522               | 422               | 470              | 265                    | 23                | 94                | -                 | 148              | 1 628                     |  |
| Wife of head .....                                     | 24 678   | 7 102                             | 1 741             | 1 378             | 1 265             | 1 250            | 982                    | 147               | 415               | 342               | 288              | 9 767                     |  |
| No children under 18 years .....                       | 9 751  | 3 002                             | 835               | 243               | 410               | 418              | 473                    | 98                | 177               | 77                | 24               | 3 995                     |  |
| Children 6 to 17 years only .....                      | 6 160  | 2 166                             | 408               | 288               | 269               | 266              | 269                    | -                 | 75                | 99                | 74               | 2 245                     |  |
| Children under 6 years .....                           | 8 767  | 1 934                             | 498               | 846               | 587               | 567              | 239                    | 48                | 163               | 166               | 190              | 3 528                     |  |
| Other family member .....                              | 10 900   | 3 730                             | 804               | 749               | 629               | 701              | 347                    | 23                | 120               | 93                | 330              | 3 373                     |  |
| Unrelated individual .....                             | 7 065  | 3 421                             | 670               | 327               | 120               | 287              | 350                    | 124               | 69                | 79                | 74               | 1 544                     |  |
| <b>EDUCATIONAL ATTAINMENT<sup>1</sup></b>              |  |                                   |                   |                   |                   |                  |                        |                   |                   |                   |                  |                           |  |
| Male, total .....                                      | 43 786   | 26 319                            | 5 604             | 2 335             | 2 064             | 1 442            | 817                    | 201               | 267               | 488               | 358              | 3 891                     |  |
| Elementary: 7 years or less .....                      | 12 383   | 6 762                             | 1 718             | 695               | 557               | 204              | 186                    | -                 | 137               | 189               | 137              | 1 798                     |  |
| 8 years .....  | 3 147  | 1 634                             | 507               | 148               | 140               | 55               | 83                     | 24                | 60                | 24                | -                | 474                       |  |
| High school: 1 to 3 years .....                        | 13 190   | 7 713                             | 1 730             | 832               | 612               | 518              | 272                    | 154               | 23                | 148               | 118              | 1 069                     |  |
| 4 years .....  | 10 993   | 7 439                             | 1 449             | 389               | 540               | 473              | 125                    | 23                | -                 | 104               | 80               | 372                       |  |
| College: 1 year or more .....                          | 4 073  | 2 772                             | 201               | 272               | 215               | 191              | 151                    | -                 | 47                | 23                | 23               | 178                       |  |
| Female, total .....                                    | 57 104   | 20 499                            | 4 461             | 3 378             | 2 723             | 2 951            | 2 363                  | 465               | 771               | 564               | 989              | 17 939                    |  |
| Elementary: 7 years or less .....                      | 12 318   | 2 946                             | 646               | 429               | 334               | 343              | 795                    | 125               | 51                | 130               | 303              | 6 216                     |  |
| 8 years .....  | 4 870  | 1 718                             | 370               | 265               | 173               | 274              | 224                    | -                 | 51                | 51                | 70               | 1 674                     |  |
| High school: 1 to 3 years .....                        | 17 397   | 5 951                             | 1 410             | 1 099             | 896               | 1 104            | 789                    | 97                | 296               | 261               | 355              | 5 139                     |  |
| 4 years .....  | 17 351   | 6 847                             | 1 577             | 1 254             | 1 177             | 1 063            | 417                    | 161               | 257               | 122               | 235              | 4 241                     |  |
| College: 1 year or more .....                          | 5 168  | 3 037                             | 459               | 331               | 144               | 167              | 138                    | 82                | 117               | -                 | 25               | 669                       |  |

<sup>1</sup> Persons 16 to 64 years, not in school.

Table 19a. Work Experience in Last 12 Months: Negro

| Age and Sex<br>Family Status<br>Educational Attainment | Total<br>civilian<br>noninsti-<br>tutional<br>population | Work experience in last 12 months |                   |                   |                   |                  |                        |                   |                   |                   |                  | Did not<br>work<br>at all |  |
|--|--|-----------------------------------|-------------------|-------------------|-------------------|------------------|------------------------|-------------------|-------------------|-------------------|------------------|---------------------------|--|
|  |  | Full-time weeks worked            |                   |                   |                   |                  | Part-time weeks worked |                   |                   |                   |                  |                           |  |
|  |  | 50 to 52<br>weeks                 | 40 to 49<br>weeks | 27 to 39<br>weeks | 14 to 26<br>weeks | 1 to 13<br>weeks | 50 to 52<br>weeks      | 40 to 49<br>weeks | 27 to 39<br>weeks | 14 to 26<br>weeks | 1 to 13<br>weeks |                           |  |
| <b>AGE AND SEX</b>                                     |  |                                   |                   |                   |                   |                  |                        |                   |                   |                   |                  |                           |  |
| Total, 18 years and over .....                         | 109 056  | 42 805                            | 9 017             | 5 297             | 4 775             | 5 268            | 3 788                  | 915               | 1 375             | 1 372             | 2 650            | 31 793                    |  |
| Male, total .....                                      | 45 533   | 23 431                            | 4 880             | 2 049             | 1 983             | 2 133            | 1 075                  | 372               | 466               | 604               | 885              | 7 654                     |  |
| 16 to 21 years, total .....                            | 7 874  | 1 846                             | 767               | 445               | 603               | 1 183            | 371                    | 227               | 162               | 232               | 510              | 1 529                     |  |
| 16 to 21 years, not in school .....                    | 4 193  | 1 567                             | 604               | 330               | 371               | 464              | 209                    | 70                | -                 | 92                | 70               | 417                       |  |
| 22 to 34 years, total .....                            | 13 898   | 9 381                             | 1 732             | 707               | 643               | 528              | 133                    | 46                | 102               | 110               | 78               | 437                       |  |
| 22 to 34 years, veteran of Vietnam .....               | 2 404  | 1 588                             | 250               | 125               | 156               | 170              | -                      | 46                | -                 | -                 | -                | 69                        |  |
| 25 to 34 years .....                                   | 10 387   | 7 410                             | 1 273             | 503               | 392               | 250              | 87                     | -                 | 55                | 63                | 32               | 321                       |  |
| 35 to 44 years .....                                   | 6 853  | 4 328                             | 1 093             | 331               | 260               | 165              | 24                     | 55                | -                 | 58                | -                | 539                       |  |
| 45 to 54 years .....                                   | 7 115  | 4 208                             | 819               | 323               | 294               | 80               | 137                    | 24                | 79                | 76                | 100              | 976                       |  |
| 55 to 64 years .....                                   | 5 067  | 3 010                             | 418               | 243               | 154               | 156              | 131                    | -                 | 57                | 77                | 54               | 766                       |  |
| 65 years and over .....                                | 4 727  | 657                               | 51                | -                 | 28                | 20               | 280                    | 20                | 66                | 53                | 144              | 3 407                     |  |
| 40 to 64 years .....                                   | 15 657   | 9 434                             | 1 685             | 749               | 567               | 323              | 291                    | 55                | 136               | 153               | 153              | 2 111                     |  |
| Female, total .....                                    | 63 523   | 19 374                            | 4 137             | 3 247             | 2 793             | 3 135            | 2 713                  | 543               | 909               | 768               | 1 765            | 24 139                    |  |
| 16 to 21 years, total .....                            | 10 686   | 1 283                             | 604               | 714               | 787               | 1 298            | 256                    | 93                | 185               | 162               | 1 090            | 4 213                     |  |
| 16 to 21 years, not in school .....                    | 5 303  | 1 052                             | 505               | 621               | 463               | 672              | 70                     | -                 | 46                | -                 | 209              | 1 664                     |  |
| 22 to 34 years .....                                   | 18 139   | 7 242                             | 1 681             | 1 610             | 1 237             | 1 164            | 373                    | 93                | 187               | 210               | 162              | 4 181                     |  |
| 25 to 34 years .....                                   | 12 597   | 5 009                             | 1 100             | 1 193             | 773               | 887              | 234                    | 47                | 164               | 164               | 47               | 2 980                     |  |
| 35 to 44 years .....                                   | 9 904  | 4 450                             | 807               | 234               | 398               | 327              | 492                    | 94                | 187               | 117               | 234              | 2 563                     |  |
| 45 to 54 years .....                                   | 9 142  | 3 700                             | 502               | 430               | 228               | 152              | 685                    | 127               | 177               | 101               | 126              | 2 912                     |  |
| 55 to 64 years .....                                   | 7 724  | 2 212                             | 482               | 178               | 102               | 172              | 583                    | 76                | 51                | 76                | 152              | 3 639                     |  |
| 65 years and over .....                                | 7 928  | 486                               | 61                | 81                | 41                | 20               | 324                    | 60                | 122               | 101               | -                | 6 631                     |  |
| 40 to 64 years .....                                   | 21 896   | 8 112                             | 1 299             | 725               | 588               | 488              | 1 502                  | 250               | 252               | 224               | 443              | 8 014                     |  |
| <b>FAMILY STATUS<sup>1</sup></b>                       |  |                                   |                   |                   |                   |                  |                        |                   |                   |                   |                  |                           |  |
| Male, total .....                                      | 36 448   | 22 360                            | 4 569             | 1 892             | 1 658             | 1 246            | 601                    | 171               | 214               | 389               | 278              | 3 068                     |  |
| Family head .....                                      | 21 291   | 14 742                            | 2 743             | 985               | 653               | 312              | 219                    | 102               | 126               | 93                | 125              | 1 190                     |  |
| Family member .....                                    | 8 388  | 3 703                             | 863               | 445               | 554               | 748              | 269                    | 70                | 32                | 268               | 153              | 1 285                     |  |
| Unrelated individual .....                             | 6 769  | 3 915                             | 963               | 463               | 451               | 186              | 114                    | -                 | 56                | 28                | -                | 593                       |  |
| Female, total .....                                    | 49 053   | 18 378                            | 3 931             | 3 004             | 2 312             | 2 348            | 2 179                  | 367               | 649               | 481               | 861              | 14 542                    |  |
| Family head .....                                      | 13 409   | 5 808                             | 1 165             | 814               | 708               | 611              | 659                    | 172               | 166               | 49                | 271              | 2 987                     |  |
| No children under 18 years .....                       | 2 601  | 1 303                             | 197               | 125               | 25                | 49               | 153                    | 51                | 49                | 25                | 98               | 526                       |  |
| Children 8 to 17 years only .....                      | 4 864  | 2 349                             | 547               | 193               | 262               | 140              | 267                    | 97                | 23                | 23                | 51               | 912                       |  |
| Children under 6 years .....                           | 5 944  | 2 155                             | 422               | 497               | 422               | 421              | 239                    | 23                | 94                | -                 | 123              | 1 548                     |  |
| Wife of head .....                                     | 20 030   | 6 295                             | 1 452             | 1 246             | 949               | 923              | 928                    | 147               | 336               | 288               | 237              | 7 229                     |  |
| No children under 18 years .....                       | 7 553  | 2 670                             | 625               | 186               | 271               | 311              | 473                    | 98                | 149               | 49                | 24               | 2 698                     |  |
| Children 8 to 17 years only .....                      | 5 042  | 1 845                             | 355               | 288               | 189               | 214              | 241                    | -                 | 23                | 74                | 49               | 1 763                     |  |
| Children under 6 years .....                           | 7 435  | 1 780                             | 472               | 772               | 489               | 397              | 214                    | 48                | 163               | 166               | 165              | 2 768                     |  |
| Other family member .....                              | 9 823  | 3 418                             | 727               | 726               | 557               | 606              | 290                    | 23                | 97                | 93                | 279              | 3 007                     |  |
| Unrelated individual .....                             | 5 791  | 2 857                             | 587               | 218               | 97                | 209              | 302                    | 25                | 50                | 51                | 74               | 1 319                     |  |
| <b>EDUCATIONAL ATTAINMENT<sup>1</sup></b>              |  |                                   |                   |                   |                   |                  |                        |                   |                   |                   |                  |                           |  |
| Male, total .....                                      | 36 448   | 22 360                            | 4 569             | 1 892             | 1 658             | 1 246            | 601                    | 171               | 214               | 389               | 278              | 3 068                     |  |
| Elementary: 7 years or less .....                      | 9 924  | 5 619                             | 1 231             | 576               | 480               | 129              | 127                    | -                 | 108               | 164               | 79               | 1 411                     |  |
| 8 years .....  | 2 539  | 1 394                             | 372               | 99                | 112               | 55               | 83                     | 24                | 60                | -                 | -                | 341                       |  |
| High school: 1 to 3 years .....                        | 11 213   | 6 566                             | 1 394             | 713               | 511               | 492              | 248                    | 124               | 23                | 118               | 95               | 927                       |  |
| 4 years .....  | 9 953  | 6 755                             | 1 420             | 311               | 416               | 449              | 72                     | 23                | -                 | 83                | 80               | 343                       |  |
| College: 1 year or more .....                          | 2 819  | 2 026                             | 151               | 194               | 138               | 121              | 71                     | -                 | 24                | 23                | 23               | 47                        |  |
| Female, total .....                                    | 49 053   | 18 378                            | 3 931             | 3 004             | 2 312             | 2 348            | 2 179                  | 367               | 649               | 481               | 861              | 14 542                    |  |
| Elementary: 7 years or less .....                      | 10 078   | 2 581                             | 589               | 349               | 195               | 188              | 767                    | 125               | 25                | 76                | 249              | 4 933                     |  |
| 8 years .....  | 3 666  | 1 475                             | 319               | 240               | 95                | 166              | 224                    | -                 | 51                | 51                | 70               | 976                       |  |
| High school: 1 to 3 years .....                        | 15 375   | 5 410                             | 1 258             | 964               | 824               | 886              | 735                    | 97                | 241               | 261               | 281              | 4 419                     |  |
| 4 years .....  | 15 517   | 6 247                             | 1 385             | 1 120             | 1 102             | 942              | 360                    | 119               | 234               | 93                | 235              | 3 680                     |  |
| College: 1 year or more .....                          | 4 416  | 2 666                             | 381               | 331               | 95                | 167              | 94                     | 25                | 98                | -                 | 25               | 534                       |  |

<sup>1</sup> Persons 16 to 64 years, not in school.

Table 20. Work Experience in Last 12 Months of Wage and Salary Workers: All Races

| Major Occupation Group<br>Major Industry Group<br>Annual Wage and Salary Earnings | Total wage and salary workers with work experience in last 12 months | Work experience in last 12 months |                |                |                |                |               |                                 |                        |                |                |                |               |  |  |
|---|--|-----------------------------------|----------------|----------------|----------------|----------------|---------------|---------------------------------|------------------------|----------------|----------------|----------------|---------------|--|--|
|   |  | Full-time weeks worked            |                |                |                |                |               |                                 | Part-time weeks worked |                |                |                |               |  |  |
|   |  | Total with full-time experience   | 50 to 52 weeks | 40 to 49 weeks | 27 to 39 weeks | 14 to 26 weeks | 1 to 13 weeks | Total with part-time experience | 50 to 52 weeks         | 40 to 49 weeks | 27 to 39 weeks | 14 to 26 weeks | 1 to 13 weeks |  |  |
| <b>MAJOR OCCUPATION GROUP<sup>1</sup></b>   |  |                                   |                |                |                |                |               |                                 |                        |                |                |                |               |  |  |
| Total   | 76 622   | 69 885                            | 45 528         | 9 769          | 5 581          | 4 669          | 4 339         | 6 736                           | 2 996                  | 583            | 927            | 959            | 1 271         |  |  |
| Professional and technical  | 3 758  | 3 466                             | 2 659          | 298            | 298            | 93             | 118           | 292                             | 173                    | 23             | 47             | 23             | 25            |  |  |
| Managerial and administrative   | 1 416  | 1 322                             | 1 026          | 70             | 148            | 55             | 23            | 94                              | 47                     | 23             | -              | 24             | -             |  |  |
| Sales   | 1 882  | 1 703                             | 1 101          | 212            | 175            | 71             | 144           | 179                             | 81                     | 23             | 47             | 29             | -             |  |  |
| Clerical  | 10 504   | 9 890                             | 6 667          | 1 099          | 789            | 770            | 366           | 613                             | 216                    | 49             | 70             | 23             | 255           |  |  |
| Craftsmen and foremen   | 6 775  | 6 549                             | 4 341          | 1 174          | 472            | 383            | 179           | 225                             | 71                     | 47             | 23             | 55             | 29            |  |  |
| Operatives, except transportation   | 14 993   | 14 548                            | 8 972          | 2 297          | 1 108          | 919            | 1 251         | 445                             | 167                    | 95             | 77             | 25             | 80            |  |  |
| Transport equipment operatives  | 5 355  | 5 246                             | 4 154          | 763            | 154            | 105            | 71            | 109                             | 60                     | 23             | -              | -              | 25            |  |  |
| Laborers, except farm   | 7 348  | 6 828                             | 4 184          | 1 132          | 602            | 621            | 288           | 521                             | 180                    | 53             | 58             | 130            | 100           |  |  |
| Service workers, except private household   | 17 497   | 15 451                            | 8 928          | 2 189          | 1 586          | 1 339          | 1 406         | 2 046                           | 659                    | 145            | 429            | 399            | 414           |  |  |
| Private household workers   | 6 998  | 4 786                             | 3 447          | 511            | 247            | 289            | 293           | 2 212                           | 1 342                  | 101            | 177            | 251            | 341           |  |  |
| Farmers and farm managers   | -  | -                                 | -              | -              | -              | -              | -             | -                               | -                      | -              | -              | -              | -             |  |  |
| Farm laborers and foremen   | 96   | 96                                | 49             | 23             | -              | 23             | -             | -                               | -                      | -              | -              | -              | -             |  |  |
| Not available   | -  | -                                 | -              | -              | -              | -              | -             | -                               | -                      | -              | -              | -              | -             |  |  |
| <b>Male, total</b>  |  |                                   |                |                |                |                |               |                                 |                        |                |                |                |               |  |  |
| Professional and technical  | 38 105   | 36 344                            | 25 354         | 5 382          | 2 226          | 1 968          | 1 413         | 1 761                           | 682                    | 169            | 182            | 395            | 333           |  |  |
| Managerial and administrative   | 1 152  | 1 053                             | 821            | 80             | 83             | 23             | 46            | 99                              | 75                     | -              | 24             | -              | -             |  |  |
| Sales   | 912  | 889                               | 709            | -              | 124            | 55             | -             | 24                              | -                      | -              | -              | 24             | -             |  |  |
| Clerical  | 814  | 814                               | 664            | 23             | 80             | 24             | 23            | -                               | -                      | -              | -              | -              | -             |  |  |
| Craftsmen and foremen   | 3 400  | 3 237                             | 2 677          | 225            | 99             | 161            | 75            | 163                             | 93                     | 23             | -              | -              | 46            |  |  |
| Operatives, except transportation   | 6 040  | 5 814                             | 3 801          | 1 079          | 402            | 355            | 179           | 225                             | 71                     | 47             | 23             | 55             | 29            |  |  |
| Transport equipment operatives  | 7 839  | 7 662                             | 5 112          | 1 375          | 362            | 327            | 486           | 176                             | 70                     | 23             | 29             | -              | 55            |  |  |
| Laborers, except farm   | 5 306  | 5 198                             | 4 106          | 763            | 154            | 105            | 71            | 109                             | 60                     | 23             | -              | -              | 25            |  |  |
| Service workers, except private household   | 6 857  | 6 359                             | 3 880          | 1 086          | 555            | 597            | 241           | 498                             | 180                    | 53             | 58             | 130            | 77            |  |  |
| Private household workers   | 5 625  | 5 185                             | 3 477          | 728            | 367            | 321            | 292           | 440                             | 105                    | 53             | 49             | 186            | 100           |  |  |
| Farmers and farm managers   | 88   | 60                                | 60             | -              | -              | -              | -             | 28                              | 28                     | -              | -              | -              | -             |  |  |
| Farm laborers and foremen   | 72   | 72                                | 49             | 23             | -              | 23             | -             | -                               | -                      | -              | -              | -              | -             |  |  |
| Not available   | -  | -                                 | -              | -              | -              | -              | -             | -                               | -                      | -              | -              | -              | -             |  |  |
| <b>Female, total</b>  |  |                                   |                |                |                |                |               |                                 |                        |                |                |                |               |  |  |
| Professional and technical  | 38 517   | 33 541                            | 20 174         | 4 386          | 3 355          | 2 700          | 2 926         | 4 976                           | 2 314                  | 414            | 746            | 564            | 938           |  |  |
| Managerial and administrative   | 2 606  | 2 413                             | 1 838          | 218            | 215            | 70             | 72            | 193                             | 97                     | 23             | 23             | 23             | 25            |  |  |
| Sales   | 504  | 434                               | 317            | 70             | 23             | -              | 23            | 70                              | 47                     | 23             | -              | -              | -             |  |  |
| Clerical  | 1 067  | 888                               | 437            | 189            | 95             | 47             | 121           | 179                             | 81                     | 23             | 47             | 29             | -             |  |  |
| Craftsmen and foremen   | 7 104  | 6 653                             | 3 989          | 874            | 690            | 609            | 492           | 451                             | 123                    | 25             | 70             | 23             | 209           |  |  |
| Operatives, except transportation   | 735  | 735                               | 541            | 96             | 70             | 29             | -             | -                               | -                      | -              | -              | -              | -             |  |  |
| Transport equipment operatives  | 7 154  | 6 885                             | 3 861          | 921            | 746            | 593            | 765           | 269                             | 97                     | 72             | 49             | 25             | 25            |  |  |
| Laborers, except farm   | 49   | 49                                | 49             | -              | -              | -              | -             | -                               | -                      | -              | -              | -              | -             |  |  |
| Service workers, except private household   | 492  | 469                               | 305            | 47             | 47             | 23             | 47            | 23                              | -                      | -              | -              | -              | 23            |  |  |
| Private household workers   | 11 873   | 10 266                            | 5 452          | 1 461          | 1 222          | 1 018          | 1 114         | 1 606                           | 555                    | 148            | 380            | 212            | 314           |  |  |
| Farmers and farm managers   | 6 910  | 4 726                             | 3 387          | 511            | 247            | 289            | 293           | 2 184                           | 1 314                  | 101            | 177            | 251            | 341           |  |  |
| Farm laborers and foremen   | -  | -                                 | -              | -              | -              | -              | -             | -                               | -                      | -              | -              | -              | -             |  |  |
| Not available   | 23   | 23                                | -              | -              | -              | 23             | -             | -                               | -                      | -              | -              | -              | -             |  |  |
| <b>MAJOR INDUSTRY GROUP<sup>1</sup></b>   |  |                                   |                |                |                |                |               |                                 |                        |                |                |                |               |  |  |
| <b>Male, total</b>  |  |                                   |                |                |                |                |               |                                 |                        |                |                |                |               |  |  |
| Private Wage and Salary Worker  | 38 105   | 36 344                            | 25 354         | 5 382          | 2 226          | 1 968          | 1 413         | 1 761                           | 682                    | 169            | 182            | 395            | 333           |  |  |
| Agriculture, forestry, and fisheries  | 256  | 203                               | 93             | 87             | 23             | -              | -             | 53                              | 23                     | -              | 29             | -              | -             |  |  |
| Mining  | 55   | 55                                | 32             | 23             | -              | -              | -             | -                               | -                      | -              | -              | -              | -             |  |  |
| Construction  | 4 953  | 4 747                             | 2 111          | 1 304          | 543            | 518            | 270           | 206                             | 53                     | 24             | 28             | 76             | 25            |  |  |
| Durable goods manufacturing   | 4 925  | 4 848                             | 3 638          | 535            | 279            | 220            | 176           | 77                              | -                      | 23             | -              | -              | 54            |  |  |
| Nondurable goods manufacturing  | 4 194  | 4 091                             | 3 065          | 608            | 102            | 177            | 139           | 103                             | -                      | -              | 29             | -              | 74            |  |  |
| Transportation, communication, and other public utilities                         | 3 437  | 3 292                             | 2 517          | 483            | 170            | 52             | 70            | 145                             | 75                     | 47             | -              | -              | 23            |  |  |
| Wholesale and retail trade  | 8 379  | 8 070                             | 6 058          | 926            | 379            | 415            | 292           | 309                             | 153                    | 23             | -              | 55             | 78            |  |  |
| Finance, insurance, and real estate   | 823  | 770                               | 592            | 54             | 23             | 30             | 72            | 53                              | 23                     | -              | -              | -              | 29            |  |  |
| Business and repair services  | 2 005  | 1 812                             | 1 162          | 420            | 72             | 87             | 72            | 192                             | 47                     | 29             | -              | 116            | -             |  |  |
| Personal services   | 1 582  | 1 361                             | 908            | 184            | 101            | 52             | 117           | 221                             | 126                    | -              | -              | 72             | 23            |  |  |
| Professional services and entertainment   | 2 305  | 2 076                             | 1 559          | 124            | 196            | 142            | 55            | 229                             | 83                     | -              | 72             | 48             | 25            |  |  |
| Government <sup>2</sup>   | -  | -                                 | -              | -              | -              | -              | -             | -                               | -                      | -              | -              | -              | -             |  |  |
| Educational services  | 835  | 737                               | 497            | 107            | 63             | 70             | -             | 98                              | 75                     | -              | 24             | -              | -             |  |  |
| All other government services   | 4 356  | 4 281                             | 3 122          | 527            | 274            | 208            | 150           | 75                              | 23                     | 23             | -              | 29             | -             |  |  |
| Not available   | -  | -                                 | -              | -              | -              | -              | -             | -                               | -                      | -              | -              | -              | -             |  |  |
| <b>Female, total</b>  |  |                                   |                |                |                |                |               |                                 |                        |                |                |                |               |  |  |
| Private Wage and Salary Worker  | 38 517   | 33 541                            | 20 174         | 4 386          | 3 355          | 2 700          | 2 926         | 4 976                           | 2 314                  | 414            | 746            | 564            | 938           |  |  |
| Agriculture, forestry, and fisheries  | -  | -                                 | -              | -              | -              | -              | -             | -                               | -                      | -              | -              | -              | -             |  |  |
| Mining  | -  | -                                 | -              | -              | -              | -              | -             | -                               | -                      | -              | -              | -              | -             |  |  |
| Construction  | 98   | 98                                | 26             | 25             | -              | 23             | 23            | -                               | -                      | -              | -              | -              | -             |  |  |
| Durable goods manufacturing   | 1 340  | 1 315                             | 767            | 217            | 145            | 116            | 70            | 25                              | -                      | 25             | -              | -              | -             |  |  |
| Nondurable goods manufacturing  | 4 088  | 3 920                             | 2 074          | 509            | 385            | 353            | 600           | 168                             | 72                     | 47             | 23             | 25             | -             |  |  |
| Transportation, communication, and other public utilities                         | 999  | 976                               | 630            | 181            | 96             | -              | 70            | 23                              | 23                     | -              | -              | -              | -             |  |  |
| Wholesale and retail trade  | 7 427  | 6 553                             | 3 301          | 922            | 988            | 784            | 556           | 874                             | 299                    | 73             | 142            | 52             | 309           |  |  |
| Finance, insurance, and real estate   | 1 703  | 1 583                             | 1 012          | 189            | 219            | 46             | 117           | 120                             | 97                     | -              | -              | 23             | -             |  |  |
| Business and repair services  | 713  | 452                               | 242            | 23             | 46             | 70             | 70            | 261                             | 51                     | -              | 94             | 70             | 46            |  |  |
| Personal services   | 11 180   | 8 585                             | 5 486          | 1 038          | 656            | 600            | 805           | 2 595                           | 1 460                  | 125            | 275            | 297            | 438           |  |  |
| Professional services and entertainment   | 4 616  | 4 135                             | 2 651          | 532            | 341            | 304            | 308           | 480                             | 219                    | 75             | 44             | 96             | 47            |  |  |
| Government <sup>2</sup>   | -  | -                                 | -              | -              | -              | -              | -             | -                               | -                      | -              | -              | -              | -             |  |  |
| Educational services  | 2 606  | 2 413                             | 1 742          | 333            | 269            | 23             | 46            | 193                             | 70                     | -              | 49             | -              | 74            |  |  |
| All other government services   | 3 748  | 3 512                             | 2 243          | 416            | 211            | 381            | 260           | 236                             | 23                     | 70             | 119            | -              | 23            |  |  |
| Not available   | -  | -                                 | -              | -              | -              | -              | -             | -                               | -                      | -              | -              | -              | -             |  |  |

<sup>1</sup> Persons 16 to 64 years, not in school, longest job as a wage and salary worker. <sup>2</sup> Government class of worker.

Table 20. Work Experience in Last 12 Months of Wage and Salary Workers: All Races—Continued

| Major Occupation Group<br>Major Industry Group<br>Annual Wage and Salary Earnings | Total wage and salary workers with work experience in last 12 months | Work experience in last 12 months |                |                |                |                |               |                                 |                |                |                |                |               |  |  |
|---|--|-----------------------------------|----------------|----------------|----------------|----------------|---------------|---------------------------------|----------------|----------------|----------------|----------------|---------------|--|--|
|   |  | Full-time weeks worked            |                |                |                |                |               | Part-time weeks worked          |                |                |                |                |               |  |  |
|   |  | Total with full-time experience   | 50 to 52 weeks | 40 to 49 weeks | 27 to 39 weeks | 14 to 26 weeks | 1 to 13 weeks | Total with part-time experience | 50 to 52 weeks | 40 to 49 weeks | 27 to 39 weeks | 14 to 26 weeks | 1 to 13 weeks |  |  |
| <b>ANNUAL WAGE AND SALARY EARNINGS<sup>2</sup></b>                                |  |                                   |                |                |                |                |               |                                 |                |                |                |                |               |  |  |
| Male, total .....   | 38 105   | 36 344                            | 25 354         | 5 382          | 2 226          | 1 968          | 1 413         | 1 761                           | 682            | 169            | 182            | 395            | 333           |  |  |
| Less than \$500 .....   | 1 276  | 948                               | 417            | 32             | 49             | 153            | 297           | 328                             | 47             | -              | 29             | 72             | 181           |  |  |
| \$500 to \$999 .....  | 1 669  | 1 362                             | 413            | 102            | 47             | 218            | 582           | 307                             | 32             | 29             | 23             | 168            | 55            |  |  |
| \$1,000 to \$1,999 .....  | 2 652  | 2 250                             | 642            | 273            | 360            | 620            | 354           | 402                             | 122            | 46             | 54             | 106            | 74            |  |  |
| \$2,000 to \$2,999 .....  | 2 613  | 2 333                             | 858            | 488            | 472            | 414            | 101           | 279                             | 179            | 23             | 53             | 24             | -             |  |  |
| \$3,000 to \$3,999 .....  | 5 122  | 4 900                             | 2 936          | 1 192          | 474            | 244            | 55            | 222                             | 175            | 23             | -              | 23             | -             |  |  |
| \$4,000 to \$4,999 .....  | 6 774  | 6 654                             | 4 927          | 1 273          | 313            | 141            | -             | 120                             | 73             | -              | 24             | 23             | -             |  |  |
| \$5,000 to \$5,999 .....  | 7 075  | 7 021                             | 5 899          | 787            | 212            | 101            | 23            | 53                              | 30             | 23             | -              | -              | -             |  |  |
| \$6,000 to \$6,999 .....  | 5 118  | 5 095                             | 4 389          | 582            | 47             | 76             | -             | 24                              | -              | 24             | -              | -              | -             |  |  |
| \$7,000 to \$7,999 .....  | 2 285  | 2 285                             | 1 859          | 327            | 99             | -              | -             | -                               | -              | -              | -              | -              | -             |  |  |
| \$8,000 to \$8,999 .....  | 1 506  | 1 481                             | 1 233          | 224            | 23             | -              | -             | 26                              | 26             | -              | -              | -              | -             |  |  |
| \$9,000 to \$9,999 .....  | 663  | 663                               | 614            | 25             | 23             | -              | -             | -                               | -              | -              | -              | -              | -             |  |  |
| \$10,000 to \$11,999 .....  | 650  | 650                               | 512            | 54             | 84             | -              | -             | -                               | -              | -              | -              | -              | -             |  |  |
| \$12,000 to \$14,999 .....  | 461  | 461                               | 415            | 23             | 23             | -              | -             | -                               | -              | -              | -              | -              | -             |  |  |
| \$15,000 or more .....  | 241  | 241                               | 241            | -              | -              | -              | -             | -                               | -              | -              | -              | -              | -             |  |  |
| Median .....  | 4 844  | 4 959                             | 5 421          | 4 475          | 3 390          | 1 989          | 851           | 1 609                           | 2 788          | 2 381          | 1 727          | 872            | 460           |  |  |
| Female, total .....   | 38 517   | 33 541                            | 20 174         | 4 386          | 3 355          | 2 700          | 2 926         | 4 976                           | 2 314          | 414            | 746            | 564            | 938           |  |  |
| Less than \$500 .....   | 3 363  | 2 203                             | 453            | 140            | 186            | 188            | 1 236         | 1 160                           | 188            | 100            | 73             | 172            | 627           |  |  |
| \$500 to \$999 .....  | 4 423  | 3 323                             | 702            | 144            | 475            | 768            | 1 234         | 1 100                           | 328            | -              | 235            | 273            | 264           |  |  |
| \$1,000 to \$1,999 .....  | 6 084  | 4 684                             | 1 781          | 420            | 966            | 1 206          | 311           | 1 400                           | 940            | 49             | 270            | 95             | 47            |  |  |
| \$2,000 to \$2,999 .....  | 6 553  | 5 700                             | 3 272          | 1 287          | 726            | 344            | 70            | 853                             | 562            | 146            | 145            | -              | -             |  |  |
| \$3,000 to \$3,999 .....  | 7 873  | 7 610                             | 5 556          | 1 252          | 610            | 117            | 75            | 263                             | 167            | 73             | 23             | -              | -             |  |  |
| \$4,000 to \$4,999 .....  | 4 198  | 4 094                             | 3 389          | 501            | 150            | 54             | -             | 104                             | 104            | -              | -              | -              | -             |  |  |
| \$5,000 to \$5,999 .....  | 2 521  | 2 498                             | 2 110          | 244            | 121            | 23             | -             | 23                              | -              | 23             | -              | -              | -             |  |  |
| \$6,000 to \$6,999 .....  | 1 540  | 1 515                             | 1 264          | 202            | 49             | -              | -             | 25                              | 25             | -              | -              | -              | -             |  |  |
| \$7,000 to \$7,999 .....  | 940  | 916                               | 725            | 145            | 47             | -              | -             | 23                              | -              | -              | -              | 23             | -             |  |  |
| \$8,000 to \$8,999 .....  | 427  | 427                               | 377            | 25             | 25             | -              | -             | -                               | -              | -              | -              | -              | -             |  |  |
| \$9,000 to \$9,999 .....  | 249  | 226                               | 200            | 25             | -              | -              | -             | 23                              | -              | 23             | -              | -              | -             |  |  |
| \$10,000 to \$11,999 .....  | 144  | 144                               | 144            | -              | -              | -              | -             | -                               | -              | -              | -              | -              | -             |  |  |
| \$12,000 to \$14,999 .....  | 80   | 80                                | 80             | -              | -              | -              | -             | -                               | -              | -              | -              | -              | -             |  |  |
| \$15,000 or more .....  | 121  | 121                               | 121            | -              | -              | -              | -             | -                               | -              | -              | -              | -              | -             |  |  |
| Median .....  | 2 822  | 3 113                             | 3 698          | 3 161          | 2 069          | 1 327          | 592           | 1 162                           | 1 682          | 2 398          | 1 243          | 701            | 374           |  |  |

<sup>2</sup> Persons 18 to 64 years, not in school.

Table 20a. Work Experience in Last 12 Months of Wage and Salary Workers: Negro

| Major Occupation Group<br>Major Industry Group<br>Annual Wage and Salary Earnings | Total wage and salary workers with work experience in last 12 months | Work experience in last 12 months |                |                |                |                |                        |                                 |                |                |                |                |               |  |
|---|--|-----------------------------------|----------------|----------------|----------------|----------------|------------------------|---------------------------------|----------------|----------------|----------------|----------------|---------------|--|
|   |  | Full-time weeks worked            |                |                |                |                | Part-time weeks worked |                                 |                |                |                |                |               |  |
|   |  | Total with full-time experience   | 50 to 52 weeks | 40 to 49 weeks | 27 to 39 weeks | 14 to 26 weeks | 1 to 13 weeks          | Total with part-time experience | 50 to 52 weeks | 40 to 49 weeks | 27 to 39 weeks | 14 to 26 weeks | 1 to 13 weeks |  |
| <b>MAJOR OCCUPATION GROUP<sup>1</sup></b>   |  |                                   |                |                |                |                |                        |                                 |                |                |                |                |               |  |
| Total .....   | 66 090   | 60 341                            | 39 719         | 8 285          | 4 849          | 3 946          | 3 541                  | 5 749                           | 2 655          | 456            | 753            | 798            | 1 088         |  |
| Professional and technical  | 3 160  | 2 920                             | 2 160          | 298            | 298            | 70             | 95                     | 240                             | 121            | 23             | 47             | 23             | 25            |  |
| Managerial and administrative   | 1 174  | 1 080                             | 784            | 70             | 148            | 55             | 23                     | 94                              | 47             | 23             | -              | 24             | -             |  |
| Sales   | 1 316  | 1 246                             | 768            | 184            | 175            | 47             | 72                     | 70                              | 24             | -              | 47             | -              | -             |  |
| Clerical  | 8 954  | 8 461                             | 5 804          | 858            | 656            | 672            | 471                    | 493                             | 165            | 49             | 47             | 23             | 209           |  |
| Craftsmen and foremen   | 4 904  | 4 708                             | 3 042          | 866            | 370            | 278            | 153                    | 196                             | 71             | 47             | 23             | 55             | -             |  |
| Operatives, except transportation   | 12 798   | 12 353                            | 7 889          | 1 856          | 931            | 676            | 1 001                  | 445                             | 167            | 95             | 77             | 25             | 80            |  |
| Transport equipment operatives  | 4 711  | 4 602                             | 3 740          | 657            | 107            | 52             | 47                     | 109                             | 60             | 23             | -              | -              | 25            |  |
| Laborers, except farm   | 6 517  | 6 138                             | 3 857          | 984            | 520            | 542            | 236                    | 379                             | 127            | 23             | 28             | 101            | 100           |  |
| Service workers, except private household   | 15 709   | 14 086                            | 8 235          | 2 004          | 1 426          | 1 243          | 1 179                  | 1 622                           | 585            | 70             | 335            | 325            | 306           |  |
| Private household workers   | 6 751  | 4 650                             | 3 393          | 485            | 218            | 289            | 265                    | 2 102                           | 1 289          | 101            | 148            | 222            | 341           |  |
| Farmers and farm managers   | -  | -                                 | -              | -              | -              | -              | -                      | -                               | -              | -              | -              | -              | -             |  |
| Farm laborers and foremen   | 96   | 96                                | 49             | 23             | -              | 23             | -                      | -                               | -              | -              | -              | -              | -             |  |
| Not available   | -  | -                                 | -              | -              | -              | -              | -                      | -                               | -              | -              | -              | -              | -             |  |
| <b>Male, total</b> .....  | <b>32 097</b>  | <b>30 734</b>                     | <b>21 612</b>  | <b>4 401</b>   | <b>1 869</b>   | <b>1 634</b>   | <b>1 218</b>           | <b>1 362</b>                    | <b>524</b>     | <b>140</b>     | <b>129</b>     | <b>317</b>     | <b>252</b>    |  |
| Professional and technical  | 794  | 746                               | 537            | 80             | 83             | 23             | 23                     | 47                              | 24             | -              | 24             | -              | -             |  |
| Managerial and administrative   | 727  | 703                               | 524            | -              | 124            | 55             | -                      | 24                              | -              | -              | -              | 24             | -             |  |
| Sales   | 541  | 541                               | 437            | 23             | 80             | -              | -                      | -                               | -              | -              | -              | -              | -             |  |
| Clerical  | 3 018  | 2 902                             | 2 420          | 200            | 47             | 161            | 75                     | 116                             | 70             | 23             | -              | -              | 23            |  |
| Craftsmen and foremen   | 4 358  | 4 162                             | 2 661          | 770            | 300            | 278            | 153                    | 196                             | 71             | 47             | 23             | 55             | -             |  |
| Operatives, except transportation   | 6 868  | 6 692                             | 4 599          | 1 066          | 314            | 274            | 439                    | 176                             | 70             | 23             | 29             | -              | 55            |  |
| Transport equipment operatives  | 4 662  | 4 553                             | 3 691          | 657            | 107            | 52             | 47                     | 109                             | 60             | 23             | -              | -              | 25            |  |
| Laborers, except farm   | 6 048  | 5 692                             | 3 552          | 937            | 472            | 518            | 213                    | 356                             | 127            | 23             | 28             | 101            | 77            |  |
| Service workers, except private household   | 4 920  | 4 610                             | 3 082          | 644            | 341            | 274            | 269                    | 310                             | 75             | -              | 25             | 138            | 72            |  |
| Private household workers   | 88   | 60                                | 60             | -              | -              | -              | -                      | 28                              | 28             | -              | -              | -              | -             |  |
| Farmers and farm managers   | -  | -                                 | -              | -              | -              | -              | -                      | -                               | -              | -              | -              | -              | -             |  |
| Farm laborers and foremen   | 72   | 72                                | 49             | 23             | -              | -              | -                      | -                               | -              | -              | -              | -              | -             |  |
| Not available   | -  | -                                 | -              | -              | -              | -              | -                      | -                               | -              | -              | -              | -              | -             |  |
| <b>Female, total</b> .....  | <b>33 993</b>  | <b>29 606</b>                     | <b>18 107</b>  | <b>3 884</b>   | <b>2 981</b>   | <b>2 312</b>   | <b>2 323</b>           | <b>4 387</b>                    | <b>2 131</b>   | <b>316</b>     | <b>624</b>     | <b>481</b>     | <b>835</b>    |  |
| Professional and technical  | 2 367  | 2 174                             | 1 623          | 218            | 215            | 47             | 72                     | 193                             | 97             | 23             | 23             | 23             | 25            |  |
| Managerial and administrative   | 447  | 377                               | 260            | 70             | 23             | -              | 23                     | 70                              | 47             | 23             | -              | -              | -             |  |
| Sales   | 775  | 705                               | 331            | 161            | 95             | 47             | 72                     | 70                              | 24             | -              | 47             | -              | -             |  |
| Clerical  | 5 936  | 5 559                             | 3 384          | 659            | 610            | 511            | 396                    | 377                             | 95             | 25             | 47             | 23             | 186           |  |
| Craftsmen and foremen   | 546  | 546                               | 381            | 96             | 70             | -              | -                      | -                               | -              | -              | -              | -              | -             |  |
| Operatives, except transportation   | 5 930  | 5 661                             | 3 290          | 790            | 617            | 403            | 562                    | 269                             | 97             | 72             | 49             | 25             | 25            |  |
| Transport equipment operatives  | 49   | 49                                | 49             | -              | -              | -              | -                      | -                               | -              | -              | -              | -              | -             |  |
| Laborers, except farm   | 469  | 445                               | 305            | 47             | 47             | 23             | 23                     | 23                              | -              | -              | -              | -              | 23            |  |
| Service workers, except private household   | 10 788   | 9 476                             | 5 153          | 1 360          | 1 085          | 969            | 910                    | 1 312                           | 510            | 70             | 310            | 187            | 235           |  |
| Private household workers   | 6 663  | 4 590                             | 3 333          | 485            | 218            | 289            | 265                    | 2 073                           | 1 260          | 101            | 148            | 222            | 341           |  |
| Farmers and farm managers   | -  | -                                 | -              | -              | -              | -              | -                      | -                               | -              | -              | -              | -              | -             |  |
| Farm laborers and foremen   | 23   | 23                                | -              | -              | -              | 23             | -                      | -                               | -              | -              | -              | -              | -             |  |
| Not available   | -  | -                                 | -              | -              | -              | -              | -                      | -                               | -              | -              | -              | -              | -             |  |
| <b>MAJOR INDUSTRY GROUP<sup>1</sup></b>   |  |                                   |                |                |                |                |                        |                                 |                |                |                |                |               |  |
| <b>Male, total</b> .....  | <b>32 097</b>  | <b>30 734</b>                     | <b>21 612</b>  | <b>4 401</b>   | <b>1 869</b>   | <b>1 634</b>   | <b>1 218</b>           | <b>1 362</b>                    | <b>524</b>     | <b>140</b>     | <b>129</b>     | <b>317</b>     | <b>252</b>    |  |
| <b>Private Wage and Salary Worker</b>   |  |                                   |                |                |                |                |                        |                                 |                |                |                |                |               |  |
| Agriculture, forestry, and fisheries  | 180  | 157                               | 70             | 87             | -              | -              | -                      | 23                              | 23             | -              | -              | -              | -             |  |
| Mining  | 55   | 55                                | 32             | 23             | -              | -              | -                      | -                               | -              | -              | -              | -              | -             |  |
| Construction  | 4 200  | 4 024                             | 1 706          | 1 201          | 459            | 441            | 216                    | 176                             | 23             | 24             | 28             | 76             | 25            |  |
| Durable goods manufacturing   | 4 155  | 4 078                             | 2 989          | 489            | 231            | 194            | 176                    | 77                              | -              | 23             | -              | -              | 54            |  |
| Nondurable goods manufacturing  | 3 377  | 3 325                             | 2 656          | 373            | 102            | 124            | 69                     | 52                              | -              | -              | 29             | -              | 23            |  |
| Transportation, communication, and other public utilities                         | 3 029  | 2 884                             | 2 269          | 377            | 140            | 52             | 47                     | 145                             | 75             | 47             | -              | -              | 23            |  |
| Wholesale and retail trade  | 7 313  | 7 027                             | 5 226          | 816            | 332            | 385            | 269                    | 286                             | 130            | 23             | -              | 55             | 78            |  |
| Finance, insurance, and real estate   | 626  | 603                               | 480            | 28             | 23             | -              | 72                     | 23                              | 23             | -              | -              | -              | -             |  |
| Business and repair services  | 1 514  | 1 404                             | 954            | 220            | 72             | 87             | 72                     | 109                             | 23             | -              | -              | 86             | -             |  |
| Personal services   | 1 455  | 1 233                             | 830            | 184            | 75             | 52             | 93                     | 221                             | 126            | -              | -              | 72             | 23            |  |
| Professional services and entertainment   | 1 615  | 1 487                             | 1 183          | 101            | 125            | 23             | 55                     | 128                             | 54             | -              | 49             | -              | 25            |  |
| <b>Government<sup>2</sup></b>   |  |                                   |                |                |                |                |                        |                                 |                |                |                |                |               |  |
| Educational services  | 707  | 661                               | 450            | 78             | 63             | 70             | -                      | 47                              | 23             | -              | 24             | -              | -             |  |
| All other government services   | 3 870  | 3 795                             | 2 767          | 425            | 246            | 208            | 150                    | 75                              | 23             | 23             | -              | 29             | -             |  |
| Not available   | -  | -                                 | -              | -              | -              | -              | -                      | -                               | -              | -              | -              | -              | -             |  |
| <b>Female, total</b> .....  | <b>33 993</b>  | <b>29 606</b>                     | <b>18 107</b>  | <b>3 884</b>   | <b>2 981</b>   | <b>2 312</b>   | <b>2 323</b>           | <b>4 387</b>                    | <b>2 131</b>   | <b>316</b>     | <b>624</b>     | <b>481</b>     | <b>835</b>    |  |
| <b>Private Wage and Salary Worker</b>   |  |                                   |                |                |                |                |                        |                                 |                |                |                |                |               |  |
| Agriculture, forestry, and fisheries  | -  | -                                 | -              | -              | -              | -              | -                      | -                               | -              | -              | -              | -              | -             |  |
| Mining  | -  | -                                 | -              | -              | -              | -              | -                      | -                               | -              | -              | -              | -              | -             |  |
| Construction  | 49   | 49                                | -              | 25             | -              | -              | 23                     | -                               | -              | -              | -              | -              | -             |  |
| Durable goods manufacturing   | 1 111  | 1 085                             | 663            | 163            | 119            | 93             | 47                     | 25                              | -              | 25             | -              | -              | -             |  |
| Nondurable goods manufacturing  | 2 814  | 2 647                             | 1 419          | 405            | 282            | 165            | 376                    | 168                             | 72             | 47             | 23             | 25             | -             |  |
| Transportation, communication, and other public utilities                         | 779  | 756                               | 495            | 96             | 96             | -              | 70                     | 23                              | 23             | -              | -              | -              | -             |  |
| Wholesale and retail trade  | 6 394  | 5 709                             | 2 951          | 819            | 934            | 655            | 351                    | 686                             | 216            | 49             | 142            | 23             | 255           |  |
| Finance, insurance, and real estate   | 1 470  | 1 350                             | 882            | 163            | 142            | 46             | 117                    | 120                             | 97             | -              | -              | 23             | -             |  |
| Business and repair services  | 658  | 397                               | 187            | 23             | 46             | 70             | 70                     | 261                             | 51             | -              | 94             | 70             | 46            |  |
| Personal services   | 10 721   | 8 262                             | 5 298          | 1 012          | 599            | 600            | 753                    | 2 459                           | 1 406          | 125            | 246            | 269            | 413           |  |
| Professional services and entertainment   | 4 082  | 3 768                             | 2 392          | 532            | 284            | 304            | 256                    | 314                             | 172            | -              | 25             | 70             | 47            |  |
| <b>Government<sup>2</sup></b>   |  |                                   |                |                |                |                |                        |                                 |                |                |                |                |               |  |
| Educational services  | 2 398  | 2 231                             | 1 633          | 283            | 269            | 23             | 23                     | 167                             | 70             | -              | 23             | -              | 74            |  |
| All other government services   | 3 515  | 3 352                             | 2 186          | 362            | 211            | 355            | 237                    | 164                             | 23             | 70             | 70             | -              | -             |  |
| Not available   | -  | -                                 | -              | -              | -              | -              | -                      | -                               | -              | -              | -              | -              | -             |  |

<sup>1</sup>Persons 16 to 64 years, not in school, longest job as a wage and salary worker. <sup>2</sup>Government class of worker.

Table 20a. Work Experience in Last 12 Months of Wage and Salary Workers: Negro--Continued

| Major Occupation Group<br>Major Industry Group<br>Annual Wage and Salary Earnings | Total wage and salary workers with work experience in last 12 months | Work experience in last 12 months |                |                |                |                |               |                                 |                |                |                |                |               |
|---|--|-----------------------------------|----------------|----------------|----------------|----------------|---------------|---------------------------------|----------------|----------------|----------------|----------------|---------------|
|   |  | Full-time weeks worked            |                |                |                |                |               | Part-time weeks worked          |                |                |                |                |               |
|   |  | Total with full-time experience   | 50 to 52 weeks | 40 to 49 weeks | 27 to 39 weeks | 14 to 26 weeks | 1 to 13 weeks | Total with part-time experience | 50 to 52 weeks | 40 to 49 weeks | 27 to 39 weeks | 14 to 26 weeks | 1 to 13 weeks |
| <b>ANNUAL WAGE AND SALARY EARNINGS<sup>3</sup></b>                                |  |                                   |                |                |                |                |               |                                 |                |                |                |                |               |
| Male, total .....   | 32 097   | 30 734                            | 21 612         | 4 401          | 1 869          | 1 634          | 1 218         | 1 362                           | 524            | 140            | 129            | 317            | 252           |
| Less than \$500 .....   | 1 019  | 772                               | 368            | 32             | 23             | 129            | 219           | 248                             | 47             | -              | 29             | 72             | 100           |
| \$500 to \$999 .....  | 1 299  | 1 098                             | 364            | 55             | 23             | 144            | 512           | 201                             | 32             | -              | -              | 115            | 55            |
| \$1,000 to \$1,999 .....  | 2 261  | 1 882                             | 469            | 226            | 307            | 550            | 331           | 379                             | 98             | 46             | 54             | 106            | 74            |
| \$2,000 to \$2,999 .....  | 2 245  | 2 050                             | 852            | 407            | 381            | 331            | 78            | 196                             | 150            | 23             | 23             | -              | 23            |
| \$3,000 to \$3,999 .....  | 4 569  | 4 348                             | 2 643          | 1 044          | 416            | 191            | 55            | 222                             | 175            | 23             | -              | -              | -             |
| \$4,000 to \$4,999 .....  | 5 958  | 5 888                             | 4 410          | 1 046          | 290            | 141            | -             | 70                              | 23             | -              | 24             | 23             | -             |
| \$6,000 to \$6,999 .....  | 6 025  | 6 002                             | 5 021          | 674            | 182            | 101            | 23            | 23                              | -              | -              | -              | -              | -             |
| \$8,000 to \$8,999 .....  | 4 249  | 4 226                             | 3 713          | 419            | 47             | 47             | -             | 24                              | -              | 24             | -              | -              | -             |
| \$7,000 to \$7,999 .....  | 1 772  | 1 772                             | 1 502          | 223            | 47             | -              | -             | -                               | -              | -              | -              | -              | -             |
| \$8,000 to \$8,999 .....  | 1 241  | 1 241                             | 1 045          | 173            | 23             | -              | -             | -                               | -              | -              | -              | -              | -             |
| \$9,000 to \$9,999 .....  | 531  | 531                               | 482            | 25             | 23             | -              | -             | -                               | -              | -              | -              | -              | -             |
| \$10,000 to \$11,999 .....  | 509  | 509                               | 371            | 54             | 84             | -              | -             | -                               | -              | -              | -              | -              | -             |
| \$12,000 to \$14,999 .....  | 291  | 291                               | 244            | 23             | 23             | -              | -             | -                               | -              | -              | -              | -              | -             |
| \$15,000 or more .....  | 126  | 126                               | 126            | -              | -              | -              | -             | -                               | -              | -              | -              | -              | -             |
| Median .....  | 4 781  | 4 886                             | 5 338          | 4 418          | 3 482          | 1 989          | 881           | 1 614                           | 2 575          | 3 014          | 1 669          | 876            | 737           |
| Female, total .....   | 33 993   | 29 606                            | 18 107         | 3 884          | 2 981          | 2 312          | 2 323         | 4 387                           | 2 131          | 316            | 624            | 481            | 835           |
| Less than \$500 .....   | 2 786  | 1 848                             | 399            | 140            | 186            | 188            | 935           | 938                             | 170            | 25             | 47             | 146            | 550           |
| \$500 to \$999 .....  | 3 761  | 2 840                             | 650            | 97             | 401            | 685            | 1 007         | 921                             | 274            | -              | 193            | 216            | 239           |
| \$1,000 to \$1,999 .....  | 5 454  | 4 190                             | 1 597          | 392            | 829            | 1 108          | 265           | 1 264                           | 857            | 49             | 216            | 95             | 47            |
| \$2,000 to \$2,999 .....  | 6 291  | 5 438                             | 3 218          | 1 209          | 726            | 214            | 70            | 853                             | 562            | 146            | 145            | -              | -             |
| \$3,000 to \$3,999 .....  | 7 092  | 6 853                             | 5 039          | 1 146          | 504            | 117            | 47            | 239                             | 167            | 49             | 23             | -              | -             |
| \$4,000 to \$4,999 .....  | 3 603  | 3 527                             | 2 961          | 473            | 93             | -              | -             | 76                              | 76             | -              | -              | -              | -             |
| \$5,000 to \$5,999 .....  | 2 145  | 2 122                             | 1 814          | 187            | 121            | -              | -             | 23                              | -              | 23             | -              | -              | -             |
| \$6,000 to \$6,999 .....  | 1 165  | 1 140                             | 996            | 95             | 49             | -              | -             | 25                              | 25             | -              | -              | -              | -             |
| \$8,000 to \$8,999 .....  | 427  | 427                               | 377            | 25             | 25             | -              | -             | 23                              | -              | 23             | -              | -              | -             |
| \$7,000 to \$7,999 .....  | 757  | 734                               | 593            | 93             | 47             | -              | -             | -                               | -              | -              | -              | -              | -             |
| \$8,000 to \$8,999 .....  | 427  | 427                               | 377            | 25             | 25             | -              | -             | -                               | -              | -              | -              | -              | -             |
| \$9,000 to \$9,999 .....  | 223  | 200                               | 174            | 25             | -              | -              | -             | -                               | -              | -              | -              | -              | -             |
| \$10,000 to \$11,999 .....  | 144  | 144                               | 144            | -              | -              | -              | -             | -                               | -              | -              | -              | -              | -             |
| \$12,000 to \$14,999 .....  | 23   | 23                                | 23             | -              | -              | -              | -             | -                               | -              | -              | -              | -              | -             |
| \$15,000 or more .....  | 121  | 121                               | 121            | -              | -              | -              | -             | -                               | -              | -              | -              | -              | -             |
| Median .....  | 2 794  | 3 071                             | 3 633          | 3 090          | 2 103          | 1 255          | 613           | 1 264                           | 1 725          | 2 574          | 1 334          | 718            | 380           |

<sup>3</sup> Persons 18 to 64 years, not in school.

Table 21. Extent of Unemployment in Last 12 Months of Part-Year Workers: All Races

| Age and Sex<br>Family Status<br>Educational Attainment | Total<br>part-year<br>workers<br>in last<br>12 months | Extent of unemployment in last 12 months |                       |                  |                   |                   |                     |                     |             |                        |
|--|---|--|-----------------------|------------------|-------------------|-------------------|---------------------|---------------------|-------------|------------------------|
|  |   | No unem-<br>ployment                     | Weeks of unemployment |                  |                   |                   |                     | Number of stretches |             |                        |
|  |   |  | 1 to 4<br>weeks       | 5 to 10<br>weeks | 11 to 14<br>weeks | 15 to 26<br>weeks | 27 weeks<br>or more | 1 stretch           | 2 stretches | 3 stretches<br>or more |
| <b>AGE AND SEX</b>                                     |   |  |                       |                  |                   |                   |                     |                     |             |                        |
| Total, 16 to 64 years .....                            | 35 281  | 19 861                                   | 7 115                 | 3 234            | 1 600             | 2 019             | 1 451               | 10 633              | 2 337       | 2 450                  |
| Male, total .....                                      | 15 607  | 8 108                                    | 2 936                 | 1 766            | 791               | 1 284             | 722                 | 4 585               | 1 266       | 1 648                  |
| 16 to 21 years, total .....                            | 4 541   | 1 846                                    | 1 322                 | 483              | 288               | 209               | 393                 | 1 675               | 464         | 556                    |
| 16 to 21 years, not in school .....                    | 2 209   | 785                                      | 580                   | 255              | 149               | 162               | 278                 | 867                 | 232         | 324                    |
| 22 to 34 years, total .....                            | 4 666   | 2 130                                    | 1 008                 | 637              | 248               | 478               | 165                 | 1 611               | 413         | 512                    |
| 22 to 34 years, veteran of Vietnam .....               | 902   | 480                                      | 156                   | 140              | 46                | 55                | 23                  | 218                 | 125         | 78                     |
| 25 to 34 years .....                                   | 3 035   | 1 354                                    | 611                   | 521              | 136               | 293               | 119                 | 1 052               | 255         | 373                    |
| 35 to 44 years .....                                   | 2 409   | 1 324                                    | 385                   | 284              | 126               | 236               | 53                  | 720                 | 208         | 157                    |
| 45 to 54 years .....                                   | 2 381   | 1 628                                    | 80                    | 204              | 80                | 308               | 82                  | 309                 | 129         | 315                    |
| 55 to 64 years .....                                   | 1 609   | 1 179                                    | 141                   | 158              | 49                | 54                | 28                  | 270                 | 52          | 108                    |
| 40 to 64 years .....                                   | 5 124   | 3 384                                    | 403                   | 511              | 160               | 526               | 140                 | 962                 | 300         | 478                    |
| Female, total .....                                    | 19 674  | 11 753                                   | 4 179                 | 1 468            | 810               | 735               | 730                 | 6 048               | 1 071       | 802                    |
| 16 to 21 years, total .....                            | 5 800   | 2 992                                    | 1 763                 | 350              | 232               | 162               | 301                 | 2 205               | 347         | 255                    |
| 16 to 21 years, not in school .....                    | 2 939   | 1 577                                    | 830                   | 139              | 139               | 116               | 138                 | 993                 | 185         | 185                    |
| 22 to 34 years .....                                   | 7 051   | 3 849                                    | 1 800                 | 561              | 327               | 328               | 187                 | 2 529               | 346         | 327                    |
| 25 to 34 years .....                                   | 4 859   | 2 487                                    | 1 294                 | 445              | 211               | 305               | 117                 | 1 856               | 234         | 281                    |
| 35 to 44 years .....                                   | 2 838   | 1 809                                    | 260                   | 237              | 225               | 166               | 141                 | 618                 | 270         | 141                    |
| 45 to 54 years .....                                   | 2 326   | 1 831                                    | 254                   | 114              | 25                | 51                | 51                  | 413                 | 57          | 25                     |
| 55 to 64 years .....                                   | 1 660   | 1 273                                    | 101                   | 207              | -                 | 29                | 51                  | 283                 | 51          | 54                     |
| 40 to 64 years .....                                   | 5 377   | 3 937                                    | 496                   | 464              | 157               | 128               | 195                 | 1 054               | 260         | 126                    |
| <b>FAMILY STATUS<sup>1</sup></b>                       |   |  |                       |                  |                   |                   |                     |                     |             |                        |
| Male, total .....                                      | 12 758  | 6 791                                    | 2 055                 | 1 492            | 623               | 1 191             | 606                 | 3 638               | 988         | 1 341                  |
| Family head .....                                      | 6 312   | 3 624                                    | 786                   | 804              | 238               | 664               | 196                 | 1 567               | 435         | 686                    |
| Family member .....                                    | 3 534   | 1 526                                    | 822                   | 396              | 156               | 327               | 307                 | 1 274               | 249         | 485                    |
| Unrelated individual .....                             | 2 913   | 1 641                                    | 447                   | 292              | 229               | 200               | 103                 | 798                 | 304         | 170                    |
| Female, total .....                                    | 16 303  | 10 078                                   | 2 995                 | 1 257            | 717               | 689               | 567                 | 4 603               | 890         | 733                    |
| Family head .....                                      | 4 275   | 2 459                                    | 904                   | 393              | 211               | 164               | 144                 | 1 295               | 215         | 306                    |
| No children under 18 years .....                       | 676   | 424                                      | 97                    | 82               | 47                | -                 | 25                  | 200                 | 52          | -                      |
| Children 6 to 17 years only .....                      | 1 472   | 920                                      | 241                   | 124              | 70                | 70                | 47                  | 365                 | 94          | 94                     |
| Children under 6 years .....                           | 2 128   | 1 115                                    | 567                   | 186              | 94                | 94                | 72                  | 730                 | 70          | 212                    |
| Wife of head .....                                     | 6 828   | 4 615                                    | 953                   | 455              | 213               | 306               | 285                 | 1 614               | 409         | 189                    |
| No children under 18 years .....                       | 2 282   | 1 674                                    | 244                   | 173              | 71                | 47                | 73                  | 413                 | 148         | 47                     |
| Children 6 to 17 years only .....                      | 1 480   | 956                                      | 236                   | 96               | 26                | 96                | 70                  | 379                 | 98          | 47                     |
| Children under 6 years .....                           | 3 066   | 1 985                                    | 473                   | 187              | 117               | 164               | 142                 | 823                 | 163         | 95                     |
| Other family member .....                              | 3 450   | 1 885                                    | 839                   | 233              | 188               | 167               | 138                 | 1 264               | 139         | 162                    |
| Unrelated individual .....                             | 1 750   | 1 119                                    | 298                   | 176              | 105               | 52                | -                   | 429                 | 127         | 75                     |
| <b>EDUCATIONAL ATTAINMENT<sup>1</sup></b>              |   |  |                       |                  |                   |                   |                     |                     |             |                        |
| Male, total .....                                      | 12 758  | 6 791                                    | 2 055                 | 1 492            | 623               | 1 191             | 606                 | 3 638               | 988         | 1 341                  |
| Elementary: 7 years or less .....                      | 3 637   | 2 200                                    | 380                   | 454              | 138               | 346               | 118                 | 757                 | 233         | 447                    |
| 8 years .....  | 957   | 439                                      | 112                   | 202              | 32                | 122               | 51                  | 288                 | 72          | 158                    |
| High school: 1 to 3 years .....                        | 4 135   | 2 062                                    | 884                   | 498              | 232               | 312               | 147                 | 1 296               | 411         | 366                    |
| 4 years .....  | 3 057   | 1 620                                    | 546                   | 203              | 147               | 356               | 186                 | 918                 | 172         | 347                    |
| College: 1 year or more .....                          | 972   | 470                                      | 133                   | 136              | 74                | 55                | 104                 | 379                 | 100         | 23                     |
| Female, total .....                                    | 16 303  | 10 078                                   | 2 995                 | 1 257            | 717               | 689               | 567                 | 4 603               | 890         | 733                    |
| Elementary: 7 years or less .....                      | 2 362   | 1 793                                    | 221                   | 74               | 145               | 77                | 51                  | 395                 | 49          | 124                    |
| 8 years .....  | 1 254   | 837                                      | 141                   | 124              | 80                | 49                | 23                  | 239                 | 155         | 23                     |
| High school: 1 to 3 years .....                        | 5 517   | 3 393                                    | 1 150                 | 386              | 117               | 213               | 258                 | 1 675               | 239         | 210                    |
| 4 years .....  | 5 846   | 3 042                                    | 1 339                 | 552              | 375               | 327               | 211                 | 2 054               | 375         | 374                    |
| College: 1 year or more .....                          | 1 324   | 1 012                                    | 144                   | 121              | -                 | 24                | 23                  | 240                 | 72          | -                      |

<sup>1</sup> Persons 16 to 64 years, not in school.

Table 21a. Extent of Unemployment in Last 12 Months of Part-Year Workers: Negro

| Age and Sex<br>Family Status<br>Educational Attainment | Total<br>part-year<br>workers<br>in last<br>12 months | Extent of unemployment in last 12 months |                       |                  |                   |                   |                     |                     |             |                        |
|--|---|--|-----------------------|------------------|-------------------|-------------------|---------------------|---------------------|-------------|------------------------|
|  |   | No unem-<br>ployment                     | Weeks of unemployment |                  |                   |                   |                     | Number of stretches |             |                        |
|  |   |  | 1 to 4<br>weeks       | 5 to 10<br>weeks | 11 to 14<br>weeks | 15 to 26<br>weeks | 27 weeks<br>or more | 1 stretch           | 2 stretches | 3 stretches<br>or more |
| <b>AGE AND SEX</b>                                     |   |  |                       |                  |                   |                   |                     |                     |             |                        |
| Total, 16 to 64 years .....                            | 29 801  | 16 208                                   | 6 280                 | 2 776            | 1 430             | 1 785             | 1 322               | 9 317               | 2 013       | 2 263                  |
| Male, total .....                                      | 12 990  | 6 491                                    | 2 568                 | 1 518            | 695               | 1 104             | 615                 | 3 921               | 1 090       | 1 489                  |
| 16 to 21 years, total .....                            | 4 128   | 1 591                                    | 1 276                 | 441              | 242               | 209               | 370                 | 1 587               | 441         | 510                    |
| 16 to 21 years, not in school .....                    | 2 000   | 692                                      | 533                   | 232              | 126               | 162               | 254                 | 821                 | 209         | 278                    |
| 22 to 34 years, total .....                            | 3 946   | 1 809                                    | 828                   | 541              | 198               | 429               | 140                 | 1 289               | 362         | 486                    |
| 22 to 34 years, veteran of Vietnam .....               | 747   | 428                                      | 78                    | 117              | 46                | 55                | 23                  | 116                 | 125         | 78                     |
| 25 to 34 years .....                                   | 2 569   | 1 123                                    | 527                   | 448              | 110               | 267               | 93                  | 895                 | 204         | 347                    |
| 35 to 44 years .....                                   | 1 963   | 1 070                                    | 301                   | 231              | 126               | 212               | 24                  | 578                 | 158         | 137                    |
| 45 to 64 years .....                                   | 1 794   | 1 205                                    | 80                    | 175              | 80                | 200               | 54                  | 283                 | 77          | 228                    |
| 55 to 64 years .....                                   | 1 159   | 816                                      | 82                    | 130              | 49                | 54                | 28                  | 184                 | 52          | 108                    |
| 40 to 64 years .....                                   | 3 821   | 2 469                                    | 289                   | 425              | 160               | 395               | 82                  | 737                 | 224         | 391                    |
| <b>Female, total .....</b>                             |   |  |                       |                  |                   |                   |                     |                     |             |                        |
| 16 to 21 years, total .....                            | 4 934   | 2 406                                    | 1 548                 | 308              | 232               | 162               | 278                 | 1 972               | 301         | 255                    |
| 16 to 21 years, not in school .....                    | 2 517   | 1 340                                    | 690                   | 116              | 139               | 116               | 116                 | 853                 | 139         | 185                    |
| 22 to 34 years .....                                   | 6 343   | 3 333                                    | 1 631                 | 561              | 304               | 328               | 187                 | 2 356               | 327         | 327                    |
| 25 to 34 years .....                                   | 4 374   | 2 106                                    | 1 190                 | 445              | 211               | 305               | 117                 | 1 753               | 234         | 281                    |
| 35 to 44 years .....                                   | 2 400   | 1 499                                    | 234                   | 211              | 174               | 141               | 141                 | 516                 | 244         | 141                    |
| 45 to 64 years .....                                   | 1 845   | 1 520                                    | 198                   | -                | 25                | 51                | 51                  | 299                 | -           | 25                     |
| 55 to 64 years .....                                   | 1 290   | 960                                      | 101                   | 178              | -                 | -                 | 51                  | 254                 | 51          | 25                     |
| 40 to 64 years .....                                   | 4 269   | 3 159                                    | 440                   | 295              | 105               | 74                | 195                 | 835                 | 178         | 98                     |
| <b>FAMILY STATUS<sup>1</sup></b>                       |   |  |                       |                  |                   |                   |                     |                     |             |                        |
| <b>Male, total .....</b>                               |   |  |                       |                  |                   |                   |                     |                     |             |                        |
| Family head .....                                      | 5 139   | 2 946                                    | 628                   | 650              | 212               | 561               | 142                 | 1 231               | 329         | 633                    |
| Family member .....                                    | 3 131   | 1 386                                    | 687                   | 344              | 133               | 327               | 234                 | 1 109               | 226         | 409                    |
| Unrelated individual .....                             | 2 148   | 1 052                                    | 371                   | 292              | 206               | 123               | 103                 | 699                 | 257         | 140                    |
| <b>Female, total .....</b>                             |   |  |                       |                  |                   |                   |                     |                     |             |                        |
| Family head .....                                      | 3 956   | 2 279                                    | 850                   | 308              | 211               | 164               | 144                 | 1 184               | 187         | 306                    |
| No children under 18 years .....                       | 619   | 424                                      | 97                    | 25               | 47                | -                 | 25                  | 172                 | 23          | -                      |
| Children 6 to 17 years only .....                      | 1 336   | 840                                      | 213                   | 96               | 70                | 70                | 47                  | 309                 | 94          | 94                     |
| Children under 6 years .....                           | 2 001   | 1 015                                    | 541                   | 186              | 94                | 94                | 72                  | 704                 | 70          | 212                    |
| Wife of head .....                                     | 5 577   | 3 667                                    | 729                   | 427              | 164               | 306               | 285                 | 1 367               | 355         | 189                    |
| No children under 18 years .....                       | 1 712   | 1 211                                    | 166                   | 145              | 71                | 47                | 73                  | 335                 | 119         | 47                     |
| Children 6 to 17 years only .....                      | 1 192   | 720                                      | 211                   | 96               | -                 | 96                | 70                  | 353                 | 72          | 47                     |
| Children under 6 years .....                           | 2 673   | 1 736                                    | 352                   | 187              | 93                | 164               | 142                 | 679                 | 163         | 95                     |
| Other family member .....                              | 3 108   | 1 637                                    | 816                   | 210              | 188               | 142               | 116                 | 1 216               | 93          | 162                    |
| Unrelated individual .....                             | 1 312   | 836                                      | 251                   | 121              | 79                | 23                | -                   | 302                 | 127         | 46                     |
| <b>EDUCATIONAL ATTAINMENT<sup>1</sup></b>              |   |  |                       |                  |                   |                   |                     |                     |             |                        |
| <b>Male, total .....</b>                               |   |  |                       |                  |                   |                   |                     |                     |             |                        |
| Elementary: 7 years or less .....                      | 2 768   | 1 626                                    | 243                   | 348              | 138               | 317               | 95                  | 569                 | 207         | 365                    |
| 8 years .....  | 721   | 304                                      | 112                   | 178              | 32                | 72                | 23                  | 262                 | 48          | 107                    |
| High school: 1 to 3 years .....                        | 3 471   | 1 781                                    | 705                   | 446              | 183               | 235               | 121                 | 1 016               | 334         | 340                    |
| 4 years .....  | 2 783   | 1 399                                    | 516                   | 203              | 147               | 332               | 186                 | 889                 | 148         | 347                    |
| College: 1 year or more .....                          | 675   | 274                                      | 110                   | 110              | 50                | 55                | 75                  | 303                 | 74          | 23                     |
| <b>Female, total .....</b>                             |   |  |                       |                  |                   |                   |                     |                     |             |                        |
| Elementary: 7 years or less .....                      | 1 797   | 1 334                                    | 195                   | 74               | 119               | 23                | 51                  | 344                 | 23          | 96                     |
| 8 years .....  | 991   | 603                                      | 141                   | 96               | 80                | 49                | 23                  | 239                 | 126         | 23                     |
| High school: 1 to 3 years .....                        | 4 812   | 2 966                                    | 1 000                 | 303              | 94                | 213               | 235                 | 1 448               | 187         | 210                    |
| 4 years .....  | 5 230   | 2 682                                    | 1 189                 | 472              | 349               | 327               | 211                 | 1 821               | 352         | 374                    |
| College: 1 year or more .....                          | 1 123   | 834                                      | 121                   | 121              | -                 | 24                | 23                  | 216                 | 72          | -                      |

<sup>1</sup> Persons 16 to 64 years, not in school.



Table 22. Extent of Unemployment in Last 12 Months of Part-Year Wage and Salary Workers: All Races

| Major Occupation and Industry Groups of Longest Job Annual Wage and Salary Earnings | Total part-year wage and salary workers in last 12 months | Extent of unemployment in last 12 months |                       |               |                |                |                  |                     |             |                     |
|---|---|--|-----------------------|---------------|----------------|----------------|------------------|---------------------|-------------|---------------------|
|   |   | No unemployment                          | Weeks of unemployment |               |                |                |                  | Number of stretches |             |                     |
|   |   |  | 1 to 4 weeks          | 5 to 10 weeks | 11 to 14 weeks | 15 to 26 weeks | 27 weeks or more | 1 stretch           | 2 stretches | 3 stretches or more |
| <b>MAJOR OCCUPATION GROUP<sup>1</sup></b>   |   |  |                       |               |                |                |                  |                     |             |                     |
| Total .....   | 28 098  | 16 241                                   | 4 890                 | 2 724         | 1 340          | 1 729          | 1 173            | 8 112               | 1 831       | 1 914               |
| Professional and technical .....  | 926   | 580                                      | 25                    | 56            | -              | 171            | 93               | 173                 | 80          | 93                  |
| Managerial and administrative .....   | 343   | 194                                      | 32                    | 71            | 23             | 23             | -                | 102                 | 24          | 23                  |
| Sales .....   | 700   | 458                                      | 141                   | 23            | 32             | 47             | -                | 195                 | 24          | 23                  |
| Clerical .....  | 3 621   | 1 883                                    | 898                   | 374           | 212            | 93             | 162              | 1 379               | 163         | 197                 |
| Craftsmen and foremen .....   | 2 362   | 1 251                                    | 317                   | 342           | 78             | 251            | 123              | 597                 | 254         | 260                 |
| Operatives, except transportation .....   | 5 853   | 3 360                                    | 1 046                 | 464           | 291            | 352            | 341              | 1 710               | 500         | 283                 |
| Transport equipment operatives .....  | 1 481   | 662                                      | 140                   | 213           | 52             | -              | 75               | 381                 | 99          | -                   |
| Laborers, except farm .....   | 2 984   | 1 478                                    | 483                   | 416           | 230            | 306            | 72               | 934                 | 222         | 351                 |
| Service workers, except private household .....                                     | 7 910   | 4 843                                    | 1 593                 | 621           | 352            | 291            | 209              | 2 137               | 369         | 560                 |
| Private household workers .....   | 2 210   | 1 509                                    | 216                   | 145           | 70             | 194            | 74               | 480                 | 96          | 124                 |
| Farmers and farm managers .....   | -   | -  | -                     | -             | -              | -              | -                | -                   | -           | -                   |
| Farm laborers and foremen .....   | 47  | 23                                       | -                     | -             | -              | -              | 23               | 23                  | -           | -                   |
| Not available .....   | -   | -  | -                     | -             | -              | -              | -                | -                   | -           | -                   |
| <b>Male, total .....</b>  | <b>12 069</b>   | <b>6 388</b>                             | <b>1 919</b>          | <b>1 492</b>  | <b>623</b>     | <b>1 040</b>   | <b>606</b>       | <b>3 558</b>        | <b>941</b>  | <b>1 182</b>        |
| Professional and technical .....  | 256   | 77                                       | -                     | 31            | -              | 102            | 46               | 101                 | 32          | 46                  |
| Managerial and administrative .....   | 203   | 101                                      | 32                    | 47            | -              | 23             | -                | 55                  | 24          | 23                  |
| Sales .....   | 151   | 119                                      | -                     | -             | 32             | -              | -                | 32                  | -           | -                   |
| Clerical .....  | 629   | 308                                      | 148                   | 80            | 23             | 46             | 218              | 23                  | -           | 81                  |
| Craftsmen and foremen .....   | 2 168   | 1 153                                    | 270                   | 317           | 78             | 228            | 123              | 525                 | 231         | 260                 |
| Operatives, except transportation .....   | 2 657   | 1 491                                    | 501                   | 176           | 175            | 186            | 128              | 786                 | 193         | 188                 |
| Transport equipment operatives .....  | 1 141   | 662                                      | 140                   | 213           | 52             | -              | 75               | 381                 | 99          | -                   |
| Laborers, except farm .....   | 2 797   | 1 361                                    | 483                   | 349           | 206            | 306            | 72               | 863                 | 222         | 351                 |
| Service workers, except private household .....                                     | 2 043   | 1 094                                    | 345                   | 259           | 58             | 172            | 116              | 598                 | 119         | 233                 |
| Private household workers .....   | -   | -  | -                     | -             | -              | -              | -                | -                   | -           | -                   |
| Farmers and farm managers .....   | -   | -  | -                     | -             | -              | -              | -                | -                   | -           | -                   |
| Farm laborers and foremen .....   | 23  | 23                                       | -                     | -             | -              | -              | 23               | 23                  | -           | -                   |
| Not available .....   | -   | -  | -                     | -             | -              | -              | -                | -                   | -           | -                   |
| <b>Female, total .....</b>  | <b>16 029</b>   | <b>9 852</b>                             | <b>2 972</b>          | <b>1 232</b>  | <b>717</b>     | <b>689</b>     | <b>567</b>       | <b>4 554</b>        | <b>890</b>  | <b>733</b>          |
| Professional and technical .....  | 670   | 503                                      | 25                    | 25            | -              | 70             | 47               | 72                  | 49          | 46                  |
| Managerial and administrative .....   | 140   | 93                                       | -                     | 23            | 23             | -              | -                | 47                  | -           | -                   |
| Sales .....   | 550   | 339                                      | 141                   | 23            | -              | 47             | -                | 164                 | 24          | 23                  |
| Clerical .....  | 2 992   | 1 574                                    | 750                   | 293           | 189            | 70             | 116              | 1 161               | 140         | 116                 |
| Craftsmen and foremen .....   | 1 194   | 621                                      | 140                   | 213           | 52             | -              | 75               | 381                 | 99          | -                   |
| Operatives, except transportation .....   | 3 196   | 1 869                                    | 544                   | 288           | 116            | 166            | 213              | 924                 | 308         | 95                  |
| Transport equipment operatives .....  | -   | -  | -                     | -             | -              | -              | -                | -                   | -           | -                   |
| Laborers, except farm .....   | 187   | 117                                      | -                     | 47            | 23             | -              | -                | 70                  | -           | -                   |
| Service workers, except private household .....                                     | 5 866   | 3 750                                    | 1 248                 | 362           | 294            | 119            | 93               | 1 540               | 250         | 327                 |
| Private household workers .....   | 2 210   | 1 509                                    | 216                   | 145           | 70             | 194            | 74               | 480                 | 96          | 124                 |
| Farmers and farm managers .....   | -   | -  | -                     | -             | -              | -              | -                | -                   | -           | -                   |
| Farm laborers and foremen .....   | 23  | 23                                       | -                     | -             | -              | -              | 23               | 23                  | -           | -                   |
| Not available .....   | -   | -  | -                     | -             | -              | -              | -                | -                   | -           | -                   |
| <b>MAJOR INDUSTRY GROUP<sup>1</sup></b>   |   |  |                       |               |                |                |                  |                     |             |                     |
| <b>Male, total .....</b>  | <b>12 069</b>   | <b>6 388</b>                             | <b>1 919</b>          | <b>1 492</b>  | <b>623</b>     | <b>1 040</b>   | <b>606</b>       | <b>3 558</b>        | <b>941</b>  | <b>1 182</b>        |
| <b>Private Wage and Salary Worker</b>   |   |  |                       |               |                |                |                  |                     |             |                     |
| Agriculture, forestry, and fisheries .....  | 139   | 87                                       | 29                    | -             | -              | 23             | -                | 52                  | -           | -                   |
| Mining .....  | 23  | 23                                       | -                     | -             | -              | -              | -                | -                   | -           | -                   |
| Construction .....  | 2 789   | 1 224                                    | 421                   | 440           | 172            | 384            | 149              | 851                 | 256         | 458                 |
| Durable goods manufacturing .....   | 1 287   | 761                                      | 209                   | 80            | 86             | 103            | 47               | 393                 | 32          | 101                 |
| Nondurable goods manufacturing .....  | 1 130   | 610                                      | 199                   | 127           | 77             | 23             | 92               | 359                 | 91          | 69                  |
| Transportation, communication, and other public utilities .....                     | 844   | 593                                      | 79                    | 173           | -              | -              | -                | 177                 | 47          | 28                  |
| Wholesale and retail trade .....  | 2 168   | 1 087                                    | 371                   | 263           | 161            | 153            | 133              | 714                 | 193         | 173                 |
| Finance, insurance, and real estate .....   | 208   | 46                                       | 58                    | 55            | 25             | -              | 23               | 81                  | 26          | 55                  |
| Business and repair services .....  | 796   | 437                                      | 152                   | 49            | 32             | 80             | 46               | 224                 | 55          | 80                  |
| Personal services .....   | 548   | 274                                      | 118                   | 87            | 23             | 23             | 23               | 173                 | 46          | 55                  |
| Professional services and entertainment .....                                       | 663   | 434                                      | 81                    | 23            | 23             | 102            | -                | 135                 | 47          | 47                  |
| <b>Government<sup>2</sup></b>   |   |  |                       |               |                |                |                  |                     |             |                     |
| Educational services .....  | 264   | 53                                       | 55                    | 78            | -              | 55             | 23               | 156                 | 55          | -                   |
| All other government services .....   | 1 211   | 760                                      | 148                   | 118           | 23             | 93             | 70               | 242                 | 94          | 116                 |
| Not available .....   | -   | -  | -                     | -             | -              | -              | -                | -                   | -           | -                   |
| <b>Female, total .....</b>  | <b>16 029</b>   | <b>9 852</b>                             | <b>2 972</b>          | <b>1 232</b>  | <b>717</b>     | <b>689</b>     | <b>567</b>       | <b>4 554</b>        | <b>890</b>  | <b>733</b>          |
| <b>Private Wage and Salary Worker</b>   |   |  |                       |               |                |                |                  |                     |             |                     |
| Agriculture, forestry, and fisheries .....  | -   | -  | -                     | -             | -              | -              | -                | -                   | -           | -                   |
| Mining .....  | -   | -  | -                     | -             | -              | -              | -                | -                   | -           | -                   |
| Construction .....  | 72  | 47                                       | -                     | 25            | -              | -              | -                | 25                  | -           | -                   |
| Durable goods manufacturing .....   | 573   | 336                                      | 74                    | 70            | 47             | 47             | -                | 144                 | 47          | 47                  |
| Nondurable goods manufacturing .....  | 1 941   | 1 111                                    | 400                   | 122           | 70             | 72             | 167              | 637                 | 145         | 49                  |
| Transportation, communication, and other public utilities .....                     | 346   | 103                                      | 70                    | 81            | 47             | -              | 46               | 150                 | 70          | 23                  |
| Wholesale and retail trade .....  | 3 826   | 2 222                                    | 826                   | 451           | 187            | 117            | 23               | 1 301               | 116         | 187                 |
| Finance, insurance, and real estate .....   | 594   | 359                                      | 163                   | -             | 26             | 23             | 23               | 166                 | 70          | -                   |
| Business and repair services .....  | 420   | 117                                      | 210                   | 47            | -              | 47             | 47               | 257                 | 47          | -                   |
| Personal services .....   | 4 234   | 2 831                                    | 613                   | 241           | 187            | 241            | 121              | 1 019               | 166         | 218                 |
| Professional services and entertainment .....                                       | 1 746   | 1 047                                    | 283                   | 147           | 58             | 142            | 70               | 498                 | 108         | 93                  |
| <b>Government<sup>2</sup></b>   |   |  |                       |               |                |                |                  |                     |             |                     |
| Educational services .....  | 794   | 628                                      | 117                   | -             | 49             | -              | -                | 70                  | 72          | 23                  |
| All other government services .....   | 1 481   | 1 053                                    | 217                   | 48            | 47             | 47             | 70               | 287                 | 49          | 93                  |
| Not available .....   | -   | -  | -                     | -             | -              | -              | -                | -                   | -           | -                   |

<sup>1</sup> Persons 16 to 64 years, not in school, longest job as a wage and salary worker. <sup>2</sup> Government class of worker.

Table 22. **Extent of Unemployment in Last 12 Months of Part-Year Wage and Salary Workers:**  
**All Races—Continued**

| Major Occupation and Industry Groups of<br>Longest Job<br>Annual Wage and Salary Earnings | Total part-<br>year wage<br>and salary<br>workers<br>in last<br>12 months | Extent of unemployment in last 12 months |                       |                  |                   |                   |                     |                     |             |                        |
|---|---|--|-----------------------|------------------|-------------------|-------------------|---------------------|---------------------|-------------|------------------------|
|   |   | No<br>unemploy-<br>ment                  | Weeks of unemployment |                  |                   |                   |                     | Number of stretches |             |                        |
|   |   |  | 1 to 4<br>weeks       | 5 to 10<br>weeks | 11 to 14<br>weeks | 15 to 26<br>weeks | 27 weeks<br>or more | 1 stretch           | 2 stretches | 3 stretches<br>or more |
| <b>ANNUAL WAGE AND SALARY EARNINGS<sup>3</sup></b>  |   |  |                       |                  |                   |                   |                     |                     |             |                        |
| Male, total .....   | 12 069  | 6 388                                    | 1 919                 | 1 492            | 623               | 1 040             | 606                 | 3 558               | 941         | 1 182                  |
| Less than \$500 .....   | 813   | 519                                      | 72                    | 53               | 23                | 51                | 95                  | 216                 | 25          | 53                     |
| \$500 to \$999 .....  | 1 225   | 556                                      | 202                   | 101              | 46                | 133               | 185                 | 475                 | 24          | 170                    |
| \$1,000 to \$1,999 .....  | 1 889   | 1 081                                    | 348                   | 55               | 85                | 176               | 144                 | 445                 | 185         | 179                    |
| \$2,000 to \$2,999 .....  | 1 575   | 859                                      | 272                   | 155              | 47                | 194               | 49                  | 388                 | 46          | 282                    |
| \$3,000 to \$3,999 .....  | 2 011   | 682                                      | 422                   | 424              | 174               | 230               | 79                  | 895                 | 232         | 205                    |
| \$4,000 to \$4,999 .....  | 1 774   | 952                                      | 295                   | 309              | 120               | 99                | -                   | 429                 | 247         | 147                    |
| \$5,000 to \$5,999 .....  | 1 146   | 801                                      | 115                   | 129              | 46                | 32                | 23                  | 291                 | 23          | 32                     |
| \$6,000 to \$6,999 .....  | 729   | 482                                      | 147                   | 71               | -                 | -                 | 30                  | 224                 | -           | 23                     |
| \$7,000 to \$7,999 .....  | 426   | 217                                      | 24                    | 81               | 58                | 47                | -                   | 81                  | 105         | 23                     |
| \$8,000 to \$8,999 .....  | 248   | 87                                       | 23                    | 114              | -                 | 23                | -                   | 114                 | 24          | 23                     |
| \$9,000 to \$9,999 .....  | 49  | 49                                       | -                     | -                | -                 | -                 | -                   | -                   | -           | -                      |
| \$10,000 to \$11,999 .....  | 137   | 82                                       | -                     | -                | -                 | 55                | -                   | -                   | 32          | 23                     |
| \$12,000 to \$14,999 .....  | 47  | 23                                       | -                     | -                | 23                | -                 | -                   | -                   | -           | 23                     |
| \$15,000 or more .....  | -   | -  | -                     | -                | -                 | -                 | -                   | -                   | -           | -                      |
| Median .....  | dollars. 3 265  | 3 264                                    | 3 156                 | 3 902            | 3 632             | 2 823             | 1 154               | 3 284               | 3 824       | 2 672                  |
| Female, total .....   | 16 029  | 9 852                                    | 2 972                 | 1 232            | 717               | 689               | 567                 | 4 554               | 890         | 733                    |
| Less than \$500 .....   | 2 722   | 1 711                                    | 445                   | 187              | 96                | 72                | 212                 | 772                 | 96          | 142                    |
| \$500 to \$999 .....  | 3 393   | 1 905                                    | 759                   | 259              | 140               | 168               | 162                 | 1 112               | 139         | 237                    |
| \$1,000 to \$1,999 .....  | 3 363   | 2 017                                    | 586                   | 253              | 175               | 187               | 145                 | 807                 | 327         | 212                    |
| \$2,000 to \$2,999 .....  | 2 719   | 1 778                                    | 417                   | 215              | 140               | 144               | 25                  | 731                 | 117         | 94                     |
| \$3,000 to \$3,999 .....  | 2 150   | 1 270                                    | 452                   | 192              | 143               | 70                | 23                  | 763                 | 94          | 23                     |
| \$4,000 to \$4,999 .....  | 705   | 468                                      | 190                   | 23               | -                 | 23                | -                   | 144                 | 94          | -                      |
| \$5,000 to \$5,999 .....  | 411   | 260                                      | 47                    | 104              | -                 | -                 | -                   | 127                 | -           | 23                     |
| \$6,000 to \$6,999 .....  | 251   | 201                                      | 26                    | -                | 23                | -                 | -                   | 26                  | 23          | -                      |
| \$7,000 to \$7,999 .....  | 215   | 143                                      | 49                    | -                | -                 | 23                | -                   | 72                  | -           | -                      |
| \$8,000 to \$8,999 .....  | 50  | 50                                       | -                     | -                | -                 | -                 | -                   | -                   | -           | -                      |
| \$9,000 to \$9,999 .....  | 49  | 49                                       | -                     | -                | -                 | -                 | -                   | -                   | -           | -                      |
| \$10,000 to \$11,999 .....  | -   | -  | -                     | -                | -                 | -                 | -                   | -                   | -           | -                      |
| \$12,000 to \$14,999 .....  | -   | -  | -                     | -                | -                 | -                 | -                   | -                   | -           | -                      |
| \$15,000 or more .....  | -   | -  | -                     | -                | -                 | -                 | -                   | -                   | -           | -                      |
| Median .....  | dollars. 1 565  | 1 649                                    | 1 481                 | 1 675            | 1 699             | 1 556             | 722                 | 1 487               | 1 641       | 971                    |

<sup>3</sup> Persons 16 to 64 years, not in school.

Table 22a. Extent of Unemployment in Last 12 Months of Part-Year Wage and Salary Workers: Negro

| Major Occupation and Industry Groups of Longest Job Annual Wage and Salary Earnings | Total part-year wage and salary workers in last 12 months | Extent of unemployment in last 12 months |                       |               |                |                |                  |                     |             |                     |
|---|---|--|-----------------------|---------------|----------------|----------------|------------------|---------------------|-------------|---------------------|
|   |   | No unemployment                          | Weeks of unemployment |               |                |                |                  | Number of stretches |             |                     |
|   |   |  | 1 to 4 weeks          | 5 to 10 weeks | 11 to 14 weeks | 15 to 26 weeks | 27 weeks or more | 1 stretch           | 2 stretches | 3 stretches or more |
| <b>MAJOR OCCUPATION GROUP<sup>1</sup></b>   |   |  |                       |               |                |                |                  |                     |             |                     |
| Total   | 23 716  | 13 381                                   | 4 222                 | 2 326         | 1 193          | 1 550          | 1 044            | 7 027               | 1 526       | 1 782               |
| Professional and technical  | 880   | 557                                      | 25                    | 56            | -              | 171            | 70               | 173                 | 80          | 69                  |
| Managerial and administrative   | 343   | 194                                      | 32                    | 23            | 23             | 23             | -                | 102                 | 24          | 23                  |
| Sales   | 524   | 333                                      | 89                    | 23            | 32             | 47             | -                | 143                 | 24          | 23                  |
| Clerical  | 2 985   | 1 520                                    | 756                   | 268           | 186            | 93             | 162              | 1 128               | 140         | 197                 |
| Craftsmen and foremen   | 1 791   | 996                                      | 238                   | 236           | 78             | 173            | 70               | 416                 | 176         | 203                 |
| Operatives, except transportation   | 4 712   | 2 583                                    | 890                   | 410           | 187            | 327            | 288              | 1 476               | 400         | 283                 |
| Transport equipment operatives  | 911   | 481                                      | 117                   | 117           | 52             | 52             | 75               | 332                 | 99          | -                   |
| Laborers, except farm   | 2 534   | 1 214                                    | 369                   | 393           | 204            | 283            | 72               | 770                 | 222         | 328                 |
| Service workers, except private household   | 6 889   | 4 081                                    | 1 490                 | 538           | 303            | 267            | 209              | 1 982               | 265         | 560                 |
| Private household workers   | 2 070   | 1 398                                    | 216                   | 145           | 70             | 166            | 74               | 480                 | 96          | 96                  |
| Farmers and farm managers   | -   | -  | -                     | -             | -              | -              | -                | -                   | -           | -                   |
| Farm laborers and foremen   | 47  | 23                                       | -                     | -             | -              | -              | 23               | 23                  | -           | -                   |
| Not available   | -   | -  | -                     | -             | -              | -              | -                | -                   | -           | -                   |
| <b>Male, total</b>  | <b>9 961</b>  | <b>5 133</b>                             | <b>1 576</b>          | <b>1 286</b>  | <b>551</b>     | <b>915</b>     | <b>500</b>       | <b>2 984</b>        | <b>765</b>  | <b>1 078</b>        |
| Professional and technical  | 233   | 77                                       | -                     | 31            | -              | 102            | 23               | 101                 | 32          | 23                  |
| Managerial and administrative   | 203   | 101                                      | 32                    | 47            | -              | 23             | -                | 55                  | 24          | 23                  |
| Sales   | 103   | 72                                       | -                     | -             | 32             | -              | -                | 32                  | -           | -                   |
| Clerical  | 528   | 270                                      | 125                   | 80            | 23             | 23             | 46               | 194                 | 23          | 81                  |
| Craftsmen and foremen   | 1 625   | 926                                      | 191                   | 210           | 78             | 150            | 70               | 344                 | 153         | 203                 |
| Operatives, except transportation   | 2 200   | 1 217                                    | 397                   | 150           | 151            | 186            | 98               | 652                 | 144         | 188                 |
| Transport equipment operatives  | 911   | 481                                      | 117                   | 187           | 52             | -              | 75               | 332                 | 99          | -                   |
| Laborers, except farm   | 2 370   | 1 120                                    | 369                   | 346           | 180            | 283            | 72               | 700                 | 222         | 328                 |
| Service workers, except private household   | 1 763   | 886                                      | 345                   | 233           | 35             | 148            | 116              | 574                 | 70          | 233                 |
| Private household workers   | -   | -  | -                     | -             | -              | -              | -                | -                   | -           | -                   |
| Farmers and farm managers   | -   | -  | -                     | -             | -              | -              | -                | -                   | -           | -                   |
| Farm laborers and foremen   | 23  | 23                                       | -                     | -             | -              | -              | -                | -                   | -           | -                   |
| Not available   | -   | -  | -                     | -             | -              | -              | -                | -                   | -           | -                   |
| <b>Female, total</b>  | <b>13 755</b>   | <b>8 247</b>                             | <b>2 646</b>          | <b>1 041</b>  | <b>642</b>     | <b>635</b>     | <b>544</b>       | <b>4 043</b>        | <b>761</b>  | <b>704</b>          |
| Professional and technical  | 647   | 480                                      | 25                    | 25            | -              | 70             | 47               | 72                  | 49          | 46                  |
| Managerial and administrative   | 140   | 93                                       | -                     | 23            | 23             | -              | -                | 47                  | -           | -                   |
| Sales   | 421   | 262                                      | 89                    | 23            | -              | 47             | -                | 112                 | 24          | 23                  |
| Clerical  | 2 457   | 1 290                                    | 631                   | 187           | 163            | 70             | 116              | 934                 | 117         | 116                 |
| Craftsmen and foremen   | 166   | 70                                       | 47                    | 25            | -              | 23             | -                | 72                  | 24          | -                   |
| Operatives, except transportation   | 2 543   | 1 366                                    | 493                   | 259           | 93             | 140            | 190              | 824                 | 257         | 95                  |
| Transport equipment operatives  | -   | -  | -                     | -             | -              | -              | -                | -                   | -           | -                   |
| Laborers, except farm   | 164   | 93                                       | -                     | 47            | 23             | -              | -                | 70                  | -           | -                   |
| Service workers, except private household   | 5 126   | 3 195                                    | 1 145                 | 305           | 269            | 119            | 93               | 1 408               | 196         | 327                 |
| Private household workers   | 2 070   | 1 398                                    | 216                   | 145           | 70             | 166            | 74               | 480                 | 96          | 96                  |
| Farmers and farm managers   | -   | -  | -                     | -             | -              | -              | -                | -                   | -           | -                   |
| Farm laborers and foremen   | 23  | 23                                       | -                     | -             | -              | -              | -                | 23                  | -           | -                   |
| Not available   | -   | -  | -                     | -             | -              | -              | -                | -                   | -           | -                   |
| <b>MAJOR INDUSTRY GROUP<sup>1</sup></b>   |   |  |                       |               |                |                |                  |                     |             |                     |
| <b>Male, total</b>  | <b>9 961</b>  | <b>5 133</b>                             | <b>1 576</b>          | <b>1 286</b>  | <b>551</b>     | <b>915</b>     | <b>500</b>       | <b>2 984</b>        | <b>765</b>  | <b>1 078</b>        |
| <b>Private Wage and Salary Worker</b>   |   |  |                       |               |                |                |                  |                     |             |                     |
| Agriculture, forestry, and fisheries  | 87  | 87                                       | -                     | -             | -              | -              | -                | -                   | -           | -                   |
| Mining  | 23  | 23                                       | -                     | -             | -              | -              | -                | -                   | -           | -                   |
| Construction  | 2 471   | 1 142                                    | 369                   | 363           | 172            | 330            | 95               | 697                 | 202         | 430                 |
| Durable goods manufacturing   | 1 166   | 693                                      | 156                   | 80            | 86             | 103            | 47               | 340                 | 32          | 101                 |
| Nondurable goods manufacturing  | 721   | 351                                      | 125                   | 101           | 51             | 23             | 69               | 258                 | 65          | 46                  |
| Transportation, communication, and other public utilities                           | 685   | 433                                      | 79                    | 173           | -              | -              | -                | 177                 | 47          | 28                  |
| Wholesale and retail trade  | 1 957   | 953                                      | 348                   | 263           | 161            | 129            | 103              | 661                 | 170         | 173                 |
| Finance, insurance, and real estate   | 123   | 46                                       | 28                    | -             | 25             | -              | 23               | 52                  | -           | 25                  |
| Business and repair services  | 536   | 285                                      | 70                    | 23            | 32             | 80             | 46               | 116                 | 55          | 80                  |
| Personal services   | 498   | 224                                      | 118                   | 87            | 23             | 23             | 23               | 173                 | 46          | 55                  |
| Professional services and entertainment   | 378   | 196                                      | 81                    | 23            | -              | 78             | -                | 112                 | 23          | 47                  |
| <b>Government<sup>2</sup></b>   |   |  |                       |               |                |                |                  |                     |             |                     |
| Educational services  | 234   | 23                                       | 55                    | 78            | -              | 55             | 23               | 156                 | 55          | -                   |
| All other government services   | 1 080   | 676                                      | 148                   | 94            | -              | 93             | 70               | 242                 | 70          | 92                  |
| Not available   | -   | -  | -                     | -             | -              | -              | -                | -                   | -           | -                   |
| <b>Female, total</b>  | <b>13 755</b>   | <b>8 247</b>                             | <b>2 646</b>          | <b>1 041</b>  | <b>642</b>     | <b>635</b>     | <b>544</b>       | <b>4 043</b>        | <b>761</b>  | <b>704</b>          |
| <b>Private Wage and Salary Worker</b>   |   |  |                       |               |                |                |                  |                     |             |                     |
| Agriculture, forestry, and fisheries  | -   | -  | -                     | -             | -              | -              | -                | -                   | -           | -                   |
| Mining  | -   | -  | -                     | -             | -              | -              | -                | -                   | -           | -                   |
| Construction  | 49  | 23                                       | -                     | 25            | -              | -              | -                | 25                  | -           | -                   |
| Durable goods manufacturing   | 447   | 235                                      | 48                    | 70            | 47             | 47             | -                | 118                 | 47          | 47                  |
| Nondurable goods manufacturing  | 1 323   | 619                                      | 374                   | 94            | 47             | 47             | 144              | 563                 | 93          | 49                  |
| Transportation, communication, and other public utilities                           | 261   | 74                                       | 70                    | 24            | 47             | -              | 46               | 93                  | 70          | 23                  |
| Wholesale and retail trade  | 3 227   | 1 830                                    | 673                   | 397           | 187            | 117            | 23               | 1 094               | 116         | 187                 |
| Finance, insurance, and real estate   | 491   | 281                                      | 163                   | -             | -              | 23             | 23               | 140                 | 70          | -                   |
| Business and repair services  | 420   | 117                                      | 210                   | 47            | -              | -              | 47               | 257                 | 47          | -                   |
| Personal services   | 4 017   | 2 643                                    | 613                   | 241           | 187            | 213            | 121              | 1 019               | 166         | 190                 |
| Professional services and entertainment   | 1 518   | 848                                      | 283                   | 118           | 58             | 142            | 70               | 498                 | 80          | 93                  |
| <b>Government<sup>2</sup></b>   |   |  |                       |               |                |                |                  |                     |             |                     |
| Educational services  | 696   | 603                                      | 70                    | -             | 23             | -              | -                | 47                  | 23          | 23                  |
| All other government services   | 1 305   | 975                                      | 142                   | 25            | 47             | 47             | 70               | 188                 | 49          | 93                  |
| Not available   | -   | -  | -                     | -             | -              | -              | -                | -                   | -           | -                   |

<sup>1</sup> Persons 16 to 64 years, not in school, longest job as a wage and salary worker.

<sup>2</sup> Government class of worker.

Table 22a. **Extent of Unemployment in Last 12 Months of Part-Year Wage and Salary Workers: Negro—Continued**

Major Occupation and Industry Groups of Longest Job Annual Wage and Salary Earnings

ANNUAL WAGE AND SALARY EARNINGS<sup>3</sup>

Male, total ..... 9 961

Less than \$500 ..... 605

\$500 to \$999 ..... 904

\$1,000 to \$1,999 ..... 1 694

\$2,000 to \$2,999 ..... 1 244

\$3,000 to \$3,999 ..... 1 751

\$4,000 to \$4,999 ..... 1 524

\$5,000 to \$5,999 ..... 1 004

\$6,000 to \$6,999 ..... 536

\$7,000 to \$7,999 ..... 270

\$8,000 to \$8,999 ..... 196

\$9,000 to \$9,999 ..... 49

\$10,000 to \$11,999 ..... 137

\$12,000 to \$14,999 ..... 47

\$15,000 or more ..... -

Median ..... dollars. 3 305

Female, total ..... 13 755

Less than \$500 ..... 2 218

\$500 to \$999 ..... 2 838

\$1,000 to \$1,999 ..... 2 999

\$2,000 to \$2,999 ..... 2 511

\$3,000 to \$3,999 ..... 1 887

\$4,000 to \$4,999 ..... 566

\$5,000 to \$5,999 ..... 331

\$6,000 to \$6,999 ..... 144

\$7,000 to \$7,999 ..... 164

\$8,000 to \$8,999 ..... 50

\$9,000 to \$9,999 ..... 49

\$10,000 to \$11,999 ..... -

\$12,000 to \$14,999 ..... -

\$15,000 or more ..... -

Median ..... dollars. 1 608

| Total part-year wage and salary workers in last 12 months | Extent of unemployment in last 12 months |                       |               |                |                |                  |                     |             |                     |
|---|--|-----------------------|---------------|----------------|----------------|------------------|---------------------|-------------|---------------------|
|   | No unemployment                          | Weeks of unemployment |               |                |                |                  | Number of stretches |             |                     |
|   |  | 1 to 4 weeks          | 5 to 10 weeks | 11 to 14 weeks | 15 to 26 weeks | 27 weeks or more | 1 stretch           | 2 stretches | 3 stretches or more |
| 9 961   | 5 133                                    | 1 576                 | 1 286         | 551            | 915            | 500              | 2 984               | 765         | 1 078               |
| 605   | 414                                      | 49                    | 23            | 23             | 25             | 70               | 142                 | 25          | 23                  |
| 904   | 360                                      | 124                   | 101           | 23             | 110            | 185              | 373                 | -           | 170                 |
| 1 694   | 886                                      | 348                   | 55            | 85             | 176            | 144              | 445                 | 185         | 179                 |
| 1 244   | 632                                      | 213                   | 155           | 47             | 171            | 25               | 306                 | 46          | 258                 |
| 1 751   | 605                                      | 340                   | 380           | 174            | 201            | 52               | 792                 | 203         | 152                 |
| 1 524   | 853                                      | 246                   | 230           | 97             | 99             | -                | 352                 | 172         | 147                 |
| 1 004   | 658                                      | 115                   | 129           | 46             | 32             | 23               | 291                 | 23          | 32                  |
| 536   | 347                                      | 118                   | 71            | -              | -              | -                | 165                 | -           | 23                  |
| 270   | 136                                      | 24                    | 55            | 32             | 23             | -                | 55                  | 55          | 23                  |
| 196   | 87                                       | -                     | 86            | -              | 23             | -                | 63                  | 24          | 23                  |
| 49  | 49                                       | -                     | -             | -              | -              | -                | -                   | -           | -                   |
| 137   | 82                                       | -                     | -             | -              | 55             | -                | -                   | 32          | 23                  |
| 47  | 23                                       | -                     | -             | 23             | -              | -                | -                   | -           | 23                  |
| -   | -  | -                     | -             | -              | -              | -                | -                   | -           | -                   |
| 3 305   | 3 453                                    | 3 161                 | 3 811         | 3 557          | 2 859          | 986              | 3 285               | 3 623       | 2 646               |
| 13 755  | 8 247                                    | 2 646                 | 1 041         | 642            | 635            | 544              | 4 043               | 761         | 704                 |
| 2 218   | 1 284                                    | 393                   | 187           | 70             | 72             | 212              | 721                 | 70          | 142                 |
| 2 838   | 1 525                                    | 681                   | 235           | 117            | 140            | 139              | 987                 | 117         | 209                 |
| 2 999   | 1 785                                    | 540                   | 168           | 175            | 187            | 145              | 755                 | 247         | 212                 |
| 2 511   | 1 621                                    | 392                   | 215           | 140            | 119            | 25               | 680                 | 117         | 94                  |
| 1 887   | 1 131                                    | 379                   | 166           | 117            | 70             | 23               | 639                 | 94          | 23                  |
| 566   | 329                                      | 190                   | 23            | -              | 23             | -                | 144                 | 94          | -                   |
| 331   | 237                                      | 47                    | 47            | -              | -              | -                | 70                  | -           | 23                  |
| 144   | 121                                      | -                     | -             | -              | -              | -                | -                   | 23          | -                   |
| 164   | 117                                      | 23                    | -             | 23             | 23             | -                | 47                  | -           | -                   |
| 50  | 50                                       | -                     | -             | -              | -              | -                | -                   | -           | -                   |
| 49  | 49                                       | -                     | -             | -              | -              | -                | -                   | -           | -                   |
| -   | -  | -                     | -             | -              | -              | -                | -                   | -           | -                   |
| -   | -  | -                     | -             | -              | -              | -                | -                   | -           | -                   |
| -   | -  | -                     | -             | -              | -              | -                | -                   | -           | -                   |
| 1 608   | 1 737                                    | 1 461                 | 1 586         | 1 765          | 1 564          | 717              | 1 415               | 1 785       | 1 003               |

<sup>3</sup>Persons 16 to 64 years, not in school.

Table 23. Main Reason for Less Than Full-Year Work: All Races

| Age and Sex<br>Family Status<br>Educational Attainment | Main reason for less than full-year work |                                     |                         |                                       |            |                   |                   |                                     |                         |                                       |            |                   |
|--|--|-------------------------------------|-------------------------|---------------------------------------|------------|-------------------|-------------------|-------------------------------------|-------------------------|---------------------------------------|------------|-------------------|
|  | Part-year workers                        |                                     |                         |                                       |            |                   | Nonworkers        |                                     |                         |                                       |            |                   |
|  | Total part-year workers                  | Poor health, illness, or disability | Family responsibilities | Inability to find work (unemployment) | Retirement | All other reasons | Total non-workers | Poor health, illness, or disability | Family responsibilities | Inability to find work (unemployment) | Retirement | All other reasons |
| <b>AGE AND SEX</b>                                     |  |                                     |                         |                                       |            |                   |                   |                                     |                         |                                       |            |                   |
| Total, 16 years and over .....                         | 36 595                                   | 6 438                               | 6 271                   | 13 052                                | 454        | 10 381            | 41 356            | 14 019                              | 10 815                  | 827                                   | 10 050     | 5 646             |
| Male, total .....                                      | 16 176                                   | 3 023                               | -                       | 7 182                                 | 271        | 5 700             | 10 283            | 3 997                               | -                       | 344                                   | 4 106      | 1 836             |
| 16 to 21 years, total .....                            | 4 541                                    | 186                                 | -                       | 1 647                                 | -          | 2 708             | 1 780             | 70                                  | -                       | 255                                   | -          | 1 455             |
| 16 to 21 years, not in school .....                    | 2 209                                    | 139                                 | -                       | 1 193                                 | -          | 877               | 509               | 46                                  | -                       | 162                                   | -          | 301               |
| 22 to 34 years, total .....                            | 4 666                                    | 558                                 | -                       | 2 405                                 | -          | 1 703             | 484               | 235                                 | -                       | 32                                    | -          | 217               |
| 22 to 34 years, veteran of Vietnam .....               | 902                                      | 32                                  | -                       | 380                                   | -          | 490               | 93                | 23                                  | -                       | -                                     | -          | 70                |
| 25 to 34 years .....                                   | 3 033                                    | 400                                 | -                       | 1 715                                 | -          | 919               | 345               | 189                                 | -                       | 32                                    | -          | 125               |
| 35 to 44 years .....                                   | 2 409                                    | 590                                 | -                       | 1 420                                 | -          | 400               | 679               | 566                                 | -                       | -                                     | -          | 113               |
| 45 to 54 years .....                                   | 2 381                                    | 859                                 | -                       | 1 033                                 | 23         | 466               | 1 083             | 974                                 | -                       | 30                                    | 28         | 50                |
| 55 to 64 years .....                                   | 1 609                                    | 632                                 | -                       | 580                                   | 28         | 369               | 1 226             | 823                                 | -                       | -                                     | 403        | -                 |
| 65 years and over .....                                | 569                                      | 198                                 | -                       | 97                                    | 220        | 55                | 5 031             | 1 330                               | -                       | 27                                    | 3 674      | -                 |
| 40 to 64 years .....                                   | 5 124                                    | 1 827                               | -                       | 2 268                                 | 52         | 978               | 2 763             | 2 190                               | -                       | 30                                    | 432        | 112               |
| Female, total .....                                    | 20 419                                   | 3 415                               | 6 271                   | 5 870                                 | 182        | 4 681             | 31 073            | 10 021                              | 10 815                  | 483                                   | 5 944      | 3 810             |
| 16 to 21 years, total .....                            | 5 800                                    | 347                                 | 1 200                   | 1 278                                 | -          | 2 975             | 4 758             | 417                                 | 1 153                   | 163                                   | -          | 3 025             |
| 16 to 21 years, not in school .....                    | 2 939                                    | 278                                 | 992                     | 798                                   | -          | 872               | 1 803             | 232                                 | 945                     | 93                                    | -          | 533               |
| 22 to 34 years .....                                   | 7 051                                    | 1 098                               | 2 784                   | 2 244                                 | -          | 925               | 4 840             | 675                                 | 3 617                   | 95                                    | -          | 453               |
| 25 to 34 years .....                                   | 4 859                                    | 796                                 | 2 089                   | 1 553                                 | -          | 422               | 3 418             | 444                                 | 2 714                   | 49                                    | -          | 211               |
| 35 to 44 years .....                                   | 2 838                                    | 406                                 | 1 046                   | 1 053                                 | -          | 333               | 3 274             | 1 143                               | 1 990                   | 24                                    | 24         | 94                |
| 45 to 54 years .....                                   | 2 326                                    | 816                                 | 696                     | 558                                   | -          | 256               | 3 816             | 1 758                               | 1 824                   | 104                                   | 25         | 104               |
| 55 to 64 years .....                                   | 1 660                                    | 518                                 | 400                     | 571                                   | -          | 172               | 4 660             | 2 439                               | 1 481                   | 29                                    | 684        | 29                |
| 65 years and over .....                                | 744                                      | 231                                 | 145                     | 166                                   | 182        | 20                | 9 725             | 3 589                               | 751                     | 68                                    | 5 211      | 106               |
| 40 to 64 years .....                                   | 5 377                                    | 1 598                               | 1 594                   | 1 640                                 | -          | 545               | 10 217            | 4 902                               | 4 246                   | 157                                   | 733        | 180               |
| <b>FAMILY STATUS<sup>1</sup></b>                       |  |                                     |                         |                                       |            |                   |                   |                                     |                         |                                       |            |                   |
| Male, total .....                                      | 12 758                                   | 2 755                               | -                       | 6 463                                 | 52         | 3 488             | 3 891             | 2 645                               | -                       | 223                                   | 432        | 592               |
| Family head .....                                      | 6 312                                    | 1 305                               | -                       | 3 575                                 | 52         | 1 381             | 1 633             | 1 277                               | -                       | -                                     | 258        | 97                |
| Family member .....                                    | 3 534                                    | 587                                 | -                       | 1 532                                 | -          | 1 415             | 1 490             | 773                                 | -                       | 193                                   | 58         | 465               |
| Unrelated individual .....                             | 2 913                                    | 864                                 | -                       | 1 356                                 | -          | 692               | 769               | 594                                 | -                       | 30                                    | 115        | 30                |
| Female, total .....                                    | 16 303                                   | 3 045                               | 5 824                   | 5 107                                 | -          | 2 327             | 17 939            | 6 224                               | 9 716                   | 322                                   | 733        | 945               |
| Family head .....                                      | 4 275                                    | 832                                 | 1 598                   | 1 485                                 | -          | 360               | 3 255             | 1 595                               | 1 454                   | 75                                    | 130        | -                 |
| No children under 18 years .....                       | 676                                      | 152                                 | 147                     | 301                                   | -          | 76                | 555               | 399                                 | 102                     | -                                     | 54         | -                 |
| Children 6 to 17 years only .....                      | 1 472                                    | 297                                 | 436                     | 572                                   | -          | 168               | 1 072             | 689                                 | 280                     | 52                                    | 51         | -                 |
| Children under 6 years .....                           | 2 128                                    | 384                                 | 1 015                   | 612                                   | -          | 117               | 1 628             | 508                                 | 1 072                   | 23                                    | 25         | -                 |
| Wife of head .....                                     | 6 828                                    | 1 140                               | 3 070                   | 1 929                                 | -          | 689               | 9 767             | 2 088                               | 6 805                   | 152                                   | 337        | 385               |
| No children under 18 years .....                       | 2 282                                    | 589                                 | 875                     | 552                                   | -          | 266               | 3 995             | 1 417                               | 2 010                   | 103                                   | 312        | 153               |
| Children 6 to 17 years only .....                      | 1 480                                    | 151                                 | 656                     | 528                                   | -          | 144               | 2 245             | 408                                 | 1 811                   | -                                     | 25         | -                 |
| Children under 6 years .....                           | 3 066                                    | 400                                 | 1 539                   | 849                                   | -          | 278               | 3 528             | 262                                 | 2 984                   | 49                                    | -          | 233               |
| Other family member .....                              | 3 450                                    | 547                                 | 886                     | 964                                   | -          | 1 054             | 3 373             | 1 421                               | 1 292                   | 70                                    | 78         | 512               |
| Unrelated individual .....                             | 1 750                                    | 526                                 | 270                     | 729                                   | -          | 224               | 1 544             | 1 119                               | 166                     | 25                                    | 187        | 47                |
| <b>EDUCATIONAL ATTAINMENT<sup>1</sup></b>              |  |                                     |                         |                                       |            |                   |                   |                                     |                         |                                       |            |                   |
| Male, total .....                                      | 12 758                                   | 2 755                               | -                       | 6 463                                 | 52         | 3 488             | 3 891             | 2 645                               | -                       | 223                                   | 432        | 592               |
| Elementary: 7 years or less .....                      | 3 637                                    | 1 319                               | -                       | 1 739                                 | -          | 579               | 1 798             | 1 387                               | -                       | 23                                    | 286        | 103               |
| 8 years .....  | 957                                      | 165                                 | -                       | 564                                   | -          | 228               | 474               | 300                                 | -                       | 99                                    | 29         | 46                |
| High school: 1 to 3 years .....                        | 4 135                                    | 788                                 | -                       | 2 054                                 | 52         | 1 241             | 1 069             | 605                                 | -                       | 78                                    | 59         | 327               |
| 4 years .....  | 3 057                                    | 304                                 | -                       | 1 761                                 | -          | 992               | 372               | 251                                 | -                       | 23                                    | 28         | 70                |
| College: 1 year or more .....                          | 972                                      | 179                                 | -                       | 345                                   | -          | 447               | 178               | 102                                 | -                       | -                                     | 30         | 46                |
| Female, total .....                                    | 16 303                                   | 3 045                               | 5 824                   | 5 107                                 | -          | 2 327             | 17 939            | 6 224                               | 9 716                   | 322                                   | 733        | 945               |
| Elementary: 7 years or less .....                      | 2 362                                    | 634                                 | 713                     | 718                                   | -          | 296               | 6 216             | 3 488                               | 2 176                   | 29                                    | 472        | 51                |
| 8 years .....  | 1 254                                    | 352                                 | 532                     | 370                                   | -          | -                 | 1 674             | 651                                 | 918                     | 29                                    | 54         | 23                |
| High school: 1 to 3 years .....                        | 5 517                                    | 922                                 | 2 390                   | 1 543                                 | -          | 663               | 5 139             | 1 122                               | 3 507                   | 98                                    | 79         | 333               |
| 4 years .....  | 5 846                                    | 945                                 | 1 850                   | 2 050                                 | -          | 1 001             | 4 241             | 731                                 | 2 823                   | 167                                   | 103        | 418               |
| College: 1 year or more .....                          | 1 324                                    | 192                                 | 339                     | 426                                   | -          | 367               | 669               | 231                                 | 293                     | -                                     | 25         | 119               |

<sup>1</sup> Persons 16 to 64 years, not in school.

Table 23a. Main Reason for Less Than Full-Year Work: Negro

| Age and Sex<br>Family Status<br>Educational Attainment | Main reason for less than full-year work |                                     |                         |                                       |            |                   |                   |                                     |                         |                                       |            |                   |
|--|--|-------------------------------------|-------------------------|---------------------------------------|------------|-------------------|-------------------|-------------------------------------|-------------------------|---------------------------------------|------------|-------------------|
|  | Part-year workers                        |                                     |                         |                                       |            |                   | Nonworkers        |                                     |                         |                                       |            |                   |
|  | Total part-year workers                  | Poor health, illness, or disability | Family responsibilities | Inability to find work (unemployment) | Retirement | All other reasons | Total non-workers | Poor health, illness, or disability | Family responsibilities | Inability to find work (unemployment) | Retirement | All other reasons |
| <b>AGE AND SEX</b>                                     |  |                                     |                         |                                       |            |                   |                   |                                     |                         |                                       |            |                   |
| Total, 16 years and over                               | 30 670                                   | 5 235                               | 5 175                   | 11 236                                | 206        | 8 816             | 31 793            | 11 509                              | 8 420                   | 553                                   | 6 469      | 4 841             |
| Male, total  | 13 373                                   | 2 367                               | -                       | 6 089                                 | 166        | 4 751             | 7 654             | 3 233                               | -                       | 244                                   | 2 599      | 1 578             |
| 16 to 21 years, total                                  | 4 128                                    | 163                                 | -                       | 1 489                                 | -          | 2 476             | 1 529             | 70                                  | -                       | 185                                   | -          | 1 274             |
| 16 to 21 years, not in school                          | 2 000                                    | 116                                 | -                       | 1 077                                 | -          | 807               | 417               | 46                                  | -                       | 116                                   | -          | 255               |
| 22 to 34 years, total                                  | 3 946                                    | 510                                 | -                       | 2 058                                 | -          | 1 378             | 437               | 235                                 | -                       | 32                                    | -          | 170               |
| 22 to 34 years, veteran of Vietnam                     | 747                                      | 32                                  | -                       | 351                                   | -          | 365               | 69                | 23                                  | -                       | -                                     | -          | 46                |
| 25 to 34 years   | 2 569                                    | 371                                 | -                       | 1 437                                 | -          | 762               | 321               | 189                                 | -                       | 32                                    | -          | 101               |
| 35 to 44 years   | 1 963                                    | 433                                 | -                       | 1 203                                 | -          | 327               | 539               | 456                                 | -                       | -                                     | -          | 83                |
| 45 to 64 years   | 1 794                                    | 618                                 | -                       | 822                                   | 23         | 330               | 976               | 897                                 | -                       | -                                     | 28         | 50                |
| 55 to 64 years   | 1 159                                    | 527                                 | -                       | 419                                   | 28         | 185               | 766               | 562                                 | -                       | -                                     | 204        | -                 |
| 65 years and over                                      | 382                                      | 117                                 | -                       | 97                                    | 114        | 55                | 3 407             | 1 014                               | -                       | 27                                    | 2 366      | -                 |
| 40 to 64 years   | 3 821                                    | 1 374                               | -                       | 1 761                                 | 52         | 635               | 2 111             | 1 797                               | -                       | -                                     | 232        | 82                |
| Female, total  | 17 297                                   | 2 869                               | 5 175                   | 5 147                                 | 41         | 4 065             | 24 139            | 8 276                               | 8 420                   | 309                                   | 3 871      | 3 263             |
| 16 to 21 years, total                                  | 4 934                                    | 347                                 | 1 038                   | 1 068                                 | -          | 2 480             | 4 213             | 394                                 | 1 083                   | 139                                   | -          | 2 596             |
| 16 to 21 years, not in school                          | 2 517                                    | 278                                 | 853                     | 667                                   | -          | 719               | 1 664             | 232                                 | 876                     | 70                                    | -          | 487               |
| 22 to 34 years   | 6 343                                    | 1 046                               | 2 359                   | 2 055                                 | -          | 884               | 4 181             | 675                                 | 3 020                   | 70                                    | -          | 415               |
| 25 to 34 years   | 4 374                                    | 744                                 | 1 780                   | 1 428                                 | -          | 422               | 2 980             | 444                                 | 2 302                   | 23                                    | -          | 211               |
| 35 to 44 years   | 2 400                                    | 328                                 | 866                     | 924                                   | -          | 281               | 2 563             | 890                                 | 1 531                   | 24                                    | 24         | 94                |
| 45 to 64 years   | 1 845                                    | 533                                 | 582                     | 502                                   | -          | 228               | 2 912             | 1 418                               | 1 316                   | 76                                    | 25         | 76                |
| 55 to 64 years   | 1 290                                    | 432                                 | 229                     | 457                                   | -          | 172               | 3 639             | 2 099                               | 1 084                   | -                                     | 456        | -                 |
| 65 years and over                                      | 486                                      | 182                                 | 101                     | 142                                   | 41         | 20                | 6 631             | 2 800                               | 385                     | -                                     | 3 366      | 81                |
| 40 to 64 years   | 4 269                                    | 1 152                               | 1 232                   | 1 368                                 | -          | 517               | 8 014             | 4 197                               | 3 089                   | 100                                   | 505        | 123               |
| <b>FAMILY STATUS<sup>1</sup></b>                       |  |                                     |                         |                                       |            |                   |                   |                                     |                         |                                       |            |                   |
| Male, total  | 10 418                                   | 2 181                               | -                       | 5 412                                 | 52         | 2 773             | 3 068             | 2 196                               | -                       | 147                                   | 232        | 492               |
| Family head  | 5 139                                    | 1 019                               | -                       | 2 965                                 | 52         | 1 103             | 1 190             | 975                                 | -                       | -                                     | 119        | 97                |
| Family member  | 3 131                                    | 470                                 | -                       | 1 357                                 | -          | 1 303             | 1 285             | 714                                 | -                       | 147                                   | 28         | 395               |
| Unrelated individual                                   | 2 148                                    | 691                                 | -                       | 1 090                                 | -          | 366               | 593               | 507                                 | -                       | -                                     | 86         | -                 |
| Female, total  | 13 953                                   | 2 547                               | 4 796                   | 4 558                                 | -          | 2 052             | 14 542            | 5 291                               | 7 688                   | 216                                   | 505        | 842               |
| Family head  | 3 956                                    | 721                                 | 1 444                   | 1 430                                 | -          | 360               | 2 987             | 1 516                               | 1 323                   | 47                                    | 101        | -                 |
| No children under 18 years                             | 619                                      | 123                                 | 147                     | 273                                   | -          | 76                | 526               | 399                                 | 102                     | -                                     | 25         | -                 |
| Children 6 to 17 years only                            | 1 336                                    | 214                                 | 382                     | 572                                   | -          | 168               | 912               | 637                                 | 201                     | 23                                    | 51         | -                 |
| Children under 6 years                                 | 2 001                                    | 384                                 | 915                     | 586                                   | -          | 117               | 1 548             | 480                                 | 1 020                   | 23                                    | 25         | -                 |
| Wife of head   | 5 577                                    | 893                                 | 2 366                   | 1 703                                 | -          | 616               | 7 229             | 1 457                               | 5 094                   | 97                                    | 252        | 329               |
| No children under 18 years                             | 1 712                                    | 421                                 | 595                     | 454                                   | -          | 243               | 2 698             | 950                                 | 1 351                   | 74                                    | 227        | 96                |
| Children 6 to 17 years only                            | 1 192                                    | 97                                  | 528                     | 449                                   | -          | 119               | 1 763             | 271                                 | 1 467                   | -                                     | 25         | -                 |
| Children under 6 years                                 | 2 673                                    | 374                                 | 1 243                   | 801                                   | -          | 255               | 2 768             | 237                                 | 2 276                   | 23                                    | -          | 233               |
| Other family member                                    | 3 108                                    | 518                                 | 816                     | 866                                   | -          | 907               | 3 007             | 1 339                               | 1 105                   | 47                                    | 50         | 466               |
| Unrelated individual                                   | 1 312                                    | 415                                 | 169                     | 559                                   | -          | 168               | 1 319             | 980                                 | 166                     | 25                                    | 102        | 47                |
| <b>EDUCATIONAL ATTAINMENT<sup>1</sup></b>              |  |                                     |                         |                                       |            |                   |                   |                                     |                         |                                       |            |                   |
| Male, total  | 10 418                                   | 2 181                               | -                       | 5 412                                 | 52         | 2 773             | 3 068             | 2 196                               | -                       | 147                                   | 232        | 492               |
| Elementary: 7 years or less                            | 2 768                                    | 1 026                               | -                       | 1 357                                 | -          | 385               | 1 411             | 1 133                               | -                       | 23                                    | 204        | 50                |
| 8 years  | 721                                      | 135                                 | -                       | 436                                   | -          | 150               | 341               | 272                                 | -                       | 23                                    | -          | 46                |
| High school: 1 to 3 years                              | 3 471                                    | 720                                 | -                       | 1 615                                 | 52         | 1 084             | 927               | 546                                 | -                       | 78                                    | -          | 303               |
| 4 years  | 2 783                                    | 197                                 | -                       | 1 737                                 | -          | 849               | 343               | 222                                 | -                       | 23                                    | 28         | 70                |
| College: 1 year or more                                | 675                                      | 102                                 | -                       | 267                                   | -          | 306               | 47                | 24                                  | -                       | -                                     | -          | 23                |
| Female, total  | 13 953                                   | 2 547                               | 4 796                   | 4 558                                 | -          | 2 052             | 14 542            | 5 291                               | 7 688                   | 216                                   | 505        | 842               |
| Elementary: 7 years or less                            | 1 797                                    | 522                                 | 396                     | 610                                   | -          | 270               | 4 933             | 3 021                               | 1 560                   | -                                     | 329        | 23                |
| 8 years  | 991                                      | 269                                 | 403                     | 319                                   | -          | -                 | 976               | 463                                 | 488                     | -                                     | 25         | -                 |
| High school: 1 to 3 years                              | 4 812                                    | 760                                 | 2 068                   | 1 399                                 | -          | 586               | 4 419             | 959                                 | 3 055                   | 72                                    | 51         | 282               |
| 4 years  | 5 230                                    | 833                                 | 1 638                   | 1 873                                 | -          | 885               | 3 680             | 646                                 | 2 398                   | 144                                   | 74         | 418               |
| College: 1 year or more                                | 1 123                                    | 164                                 | 291                     | 358                                   | -          | 310               | 534               | 203                                 | 187                     | -                                     | 25         | 119               |

<sup>1</sup> Persons 16 to 64 years, not in school.

Table 24. Annual Wage and Salary Earnings of Year-Round Wage and Salary Workers on Full-Time Schedules, by Age and Sex, Family Status, and Educational Attainment: All Races

| Age and Sex<br>Family Status<br>Educational Attainment | Total year-round wage and salary workers on full-time schedules | Annual wage and salary earnings |                    |                    |                    |                    |                    |                    |                    |                      |                      |                  | Median annual earnings (dollars) |
|--|---|---------------------------------|--------------------|--------------------|--------------------|--------------------|--------------------|--------------------|--------------------|----------------------|----------------------|------------------|----------------------------------|
|  |   | Less than \$2,000               | \$2,000 to \$2,999 | \$3,000 to \$3,999 | \$4,000 to \$4,999 | \$5,000 to \$5,999 | \$6,000 to \$6,999 | \$7,000 to \$7,999 | \$8,000 to \$8,999 | \$10,000 to \$12,499 | \$12,500 to \$14,999 | \$15,000 or more |                                  |
| <b>AGE AND SEX</b>                                     |   |                                 |                    |                    |                    |                    |                    |                    |                    |                      |                      |                  |                                  |
| Total, 16 years and over .....                         | 47 811  | 5 019                           | 4 415              | 9 055              | 8 541              | 8 208              | 5 862              | 2 704              | 2 467              | 948                  | 230                  | 362              | 4 634                            |
| Male, total .....                                      | 26 546  | 1 764                           | 954                | 3 215              | 5 038              | 6 032              | 4 505              | 1 954              | 1 890              | 723                  | 230                  | 241              | 5 382                            |
| 16 to 21 years, total .....                            | 1 934   | 279                             | 204                | 325                | 500                | 255                | 209                | 93                 | 46                 | 23                   | -                    | -                | 4 318                            |
| 16 to 21 years, not in school .....                    | 1 660   | 209                             | 158                | 278                | 482                | 232                | 209                | 46                 | 23                 | 23                   | -                    | -                | 4 384                            |
| 22 to 34 years, total .....                            | 10 312  | 683                             | 319                | 852                | 1 961              | 2 682              | 2 096              | 661                | 750                | 234                  | 23                   | 50               | 5 500                            |
| 22 to 34 years, veteran of Vietnam .....               | 1 693   | 177                             | 23                 | 101                | 230                | 461                | 274                | 186                | 217                | 24                   | -                    | -                | 5 683                            |
| 25 to 34 years .....                                   | 8 113   | 432                             | 207                | 621                | 1 617              | 2 204              | 1 679              | 476                | 616                | 188                  | 23                   | 50               | 5 535                            |
| 35 to 44 years .....                                   | 4 936   | 212                             | 150                | 510                | 752                | 1 154              | 853                | 461                | 464                | 215                  | 132                  | 32               | 5 731                            |
| 45 to 54 years .....                                   | 5 170   | 262                             | 104                | 768                | 805                | 1 167              | 869                | 476                | 448                | 141                  | 75                   | 54               | 5 553                            |
| 55 to 64 years .....                                   | 3 458   | 129                             | 127                | 528                | 945                | 733                | 409                | 238                | 161                | 84                   | -                    | 104              | 5 000                            |
| 65 years and over .....                                | 737   | 200                             | 50                 | 233                | 73                 | 41                 | 69                 | 25                 | 20                 | 25                   | -                    | -                | 3 510                            |
| 40 to 64 years .....                                   | 11 067  | 493                             | 335                | 1 513              | 2 071              | 2 419              | 1 802              | 912                | 843                | 330                  | 159                  | 191              | 5 464                            |
| Female, total .....                                    | 21 264  | 3 254                           | 3 461              | 5 840              | 3 503              | 2 176              | 1 357              | 749                | 577                | 225                  | -                    | 121              | 3 671                            |
| 16 to 21 years, total .....                            | 1 325   | 278                             | 227                | 264                | 371                | 116                | 47                 | 23                 | -                  | -                    | -                    | -                | 3 598                            |
| 16 to 21 years, not in school .....                    | 1 075   | 208                             | 162                | 172                | 347                | 116                | 47                 | 23                 | -                  | -                    | -                    | -                | 3 975                            |
| 22 to 34 years .....                                   | 7 742   | 785                             | 748                | 2 221              | 1 378              | 1 080              | 753                | 471                | 260                | -                    | -                    | 47               | 4 085                            |
| 25 to 34 years .....                                   | 5 397   | 493                             | 586                | 1 739              | 942                | 708                | 406                | 239                | 237                | -                    | -                    | 47               | 3 932                            |
| 35 to 44 years .....                                   | 4 796   | 730                             | 729                | 1 274              | 881                | 612                | 218                | 47                 | 164                | 117                  | -                    | 23               | 3 738                            |
| 45 to 54 years .....                                   | 4 243   | 645                             | 963                | 1 307              | 645                | 212                | 186                | 102                | 76                 | 82                   | -                    | 25               | 3 393                            |
| 55 to 64 years .....                                   | 2 597   | 614                             | 694                | 630                | 184                | 136                | 130                | 82                 | 76                 | 25                   | -                    | 25               | 2 985                            |
| 65 years and over .....                                | 562   | 203                             | 100                | 146                | 45                 | 20                 | 24                 | 24                 | -                  | -                    | -                    | -                | 2 779                            |
| 40 to 64 years .....                                   | 9 148   | 1 609                           | 2 009              | 2 644              | 1 206              | 656                | 342                | 230                | 200                | 178                  | -                    | 74               | 3 362                            |
| <b>FAMILY STATUS<sup>1</sup></b>                       |   |                                 |                    |                    |                    |                    |                    |                    |                    |                      |                      |                  |                                  |
| Male, total .....                                      | 25 354  | 1 471                           | 858                | 2 936              | 4 927              | 5 899              | 4 389              | 1 859              | 1 847              | 697                  | 230                  | 241              | 5 421                            |
| Family head .....                                      | 16 924  | 826                             | 405                | 1 628              | 3 068              | 4 354              | 3 030              | 1 493              | 1 327              | 420                  | 168                  | 203              | 5 582                            |
| Family member .....                                    | 3 925   | 328                             | 246                | 597                | 837                | 673                | 700                | 130                | 258                | 124                  | -                    | 32               | 4 946                            |
| Unrelated individual .....                             | 4 505   | 318                             | 208                | 711                | 1 021              | 871                | 660                | 236                | 261                | 153                  | 61                   | 6                | 4 995                            |
| Female, total .....                                    | 20 174  | 2 936                           | 3 272              | 5 556              | 3 389              | 2 110              | 1 264              | 725                | 577                | 225                  | -                    | 121              | 3 698                            |
| Family head .....                                      | 6 173   | 700                             | 1 124              | 1 979              | 781                | 688                | 344                | 170                | 263                | 75                   | -                    | 49               | 3 638                            |
| No children under 18 years .....                       | 1 420   | 124                             | 308                | 396                | 171                | 217                | 51                 | 75                 | 51                 | 29                   | -                    | -                | 3 703                            |
| Children 8 to 17 years only .....                      | 2 572   | 244                             | 388                | 921                | 346                | 212                | 196                | 49                 | 143                | 47                   | -                    | 25               | 3 710                            |
| Children under 6 years .....                           | 2 181   | 331                             | 428                | 662                | 263                | 260                | 97                 | 46                 | 70                 | -                    | -                    | 23               | 3 500                            |
| Wife of head .....                                     | 6 901   | 1 047                           | 949                | 2 009              | 1 300              | 576                | 456                | 219                | 170                | 102                  | -                    | 72               | 3 724                            |
| No children under 18 years .....                       | 2 826   | 294                             | 466                | 690                | 560                | 342                | 197                | 124                | 100                | 54                   | -                    | -                | 3 948                            |
| Children 8 to 17 years only .....                      | 2 140   | 493                             | 245                | 636                | 361                | 94                 | 142                | 49                 | 23                 | 49                   | -                    | 49               | 3 521                            |
| Children under 6 years .....                           | 1 934   | 260                             | 238                | 684                | 380                | 140                | 117                | 47                 | 47                 | -                    | -                    | 23               | 3 686                            |
| Other family member .....                              | 3 679   | 607                             | 409                | 712                | 928                | 450                | 263                | 287                | 24                 | -                    | -                    | -                | 4 121                            |
| Unrelated individual .....                             | 3 421   | 582                             | 791                | 856                | 380                | 396                | 201                | 49                 | 120                | 47                   | -                    | -                | 3 395                            |
| <b>EDUCATIONAL ATTAINMENT<sup>1</sup></b>              |   |                                 |                    |                    |                    |                    |                    |                    |                    |                      |                      |                  |                                  |
| Male, total .....                                      | 25 354  | 1 471                           | 858                | 2 936              | 4 927              | 5 899              | 4 389              | 1 859              | 1 847              | 697                  | 230                  | 241              | 5 421                            |
| Elementary: 7 years or less .....                      | 6 418   | 300                             | 269                | 1 053              | 1 554              | 1 550              | 1 006              | 313                | 279                | 89                   | -                    | 6                | 5 022                            |
| 8 years .....  | 1 562   | 54                              | 47                 | 186                | 281                | 343                | 348                | 110                | 122                | 47                   | 25                   | -                | 5 623                            |
| High school: 1 to 3 years .....                        | 7 480   | 388                             | 330                | 1 066              | 1 610              | 1 618              | 1 300              | 631                | 298                | 83                   | 70                   | 85               | 5 213                            |
| 4 years .....  | 7 205   | 473                             | 213                | 583                | 1 293              | 1 855              | 1 261              | 607                | 607                | 238                  | 49                   | 25               | 5 561                            |
| College: 1 year or more .....                          | 2 689   | 256                             | -                  | 47                 | 189                | 533                | 474                | 198                | 542                | 241                  | 85                   | 124              | 6 674                            |
| Female, total .....                                    | 20 174  | 2 936                           | 3 272              | 5 556              | 3 389              | 2 110              | 1 264              | 725                | 577                | 225                  | -                    | 121              | 3 698                            |
| Elementary: 7 years or less .....                      | 2 847   | 645                             | 822                | 839                | 288                | 201                | 25                 | -                  | -                  | -                    | -                    | 25               | 2 946                            |
| 8 years .....  | 1 718   | 255                             | 548                | 467                | 226                | 143                | 79                 | -                  | -                  | -                    | -                    | -                | 3 120                            |
| High school: 1 to 3 years .....                        | 5 856   | 818                             | 1 167              | 2 222              | 891                | 436                | 106                | 97                 | 47                 | -                    | -                    | 72               | 3 424                            |
| 4 years .....  | 6 742   | 974                             | 616                | 1 665              | 1 605              | 829                | 648                | 263                | 142                | -                    | -                    | -                | 4 073                            |
| College: 1 year or more .....                          | 3 011   | 244                             | 119                | 362                | 379                | 501                | 406                | 364                | 388                | 225                  | -                    | 23               | 5 802                            |

<sup>1</sup> Persons 16 to 64 years, not in school.

Table 24a. Annual Wage and Salary Earnings of Year-Round Wage and Salary Workers on Full-Time Schedules, by Age and Sex, Family Status, and Educational Attainment: Negro

| Age and Sex<br>Family Status<br>Educational Attainment | Total year-round wage and salary workers on full-time schedules | Annual wage and salary earnings |                    |                    |                    |                    |                    |                    |                    |                      |                      |                  | Median annual earnings (dollars) |
|--|---|---------------------------------|--------------------|--------------------|--------------------|--------------------|--------------------|--------------------|--------------------|----------------------|----------------------|------------------|----------------------------------|
|  |   | Less than \$2,000               | \$2,000 to \$2,999 | \$3,000 to \$3,999 | \$4,000 to \$4,999 | \$5,000 to \$5,999 | \$6,000 to \$6,999 | \$7,000 to \$7,999 | \$8,000 to \$9,999 | \$10,000 to \$12,499 | \$12,500 to \$14,999 | \$15,000 or more |                                  |
| <b>AGE AND SEX</b>                                     |   |                                 |                    |                    |                    |                    |                    |                    |                    |                      |                      |                  |                                  |
| Total, 16 years and over                               | 41 625  | 4 405                           | 4 270              | 8 197              | 7 554              | 6 989              | 4 842              | 2 191              | 2 122              | 635                  | 174                  | 247              | 4 522                            |
| Male, total  | 22 562  | 1 440                           | 901                | 2 899              | 4 502              | 5 108              | 3 777              | 1 597              | 1 571              | 467                  | 174                  | 126              | 5 301                            |
| 16 to 21 years, total                                  | 1 684   | 232                             | 181                | 301                | 459                | 185                | 163                | 93                 | 46                 | 23                   | -                    | -                | 4 277                            |
| 16 to 21 years, not in school                          | 1 475   | 163                             | 158                | 255                | 459                | 185                | 163                | 46                 | 23                 | 23                   | -                    | -                | 4 353                            |
| 22 to 34 years, total                                  | 9 326   | 536                             | 313                | 852                | 1 855              | 2 433              | 1 796              | 606                | 626                | 234                  | 23                   | 50               | 5 455                            |
| 22 to 34 years, veteran of Vietnam                     | 1 588   | 125                             | 23                 | 101                | 230                | 461                | 244                | 186                | 194                | 24                   | -                    | -                | 5 684                            |
| 25 to 34 years   | 7 355   | 328                             | 201                | 621                | 1 535              | 2 024              | 1 472              | 421                | 492                | 188                  | 23                   | 50               | 5 491                            |
| 35 to 44 years   | 4 147   | 212                             | 150                | 484                | 668                | 918                | 720                | 329                | 405                | 159                  | 102                  | -                | 5 609                            |
| 45 to 54 years   | 3 948   | 234                             | 104                | 627                | 587                | 885                | 678                | 391                | 369                | 25                   | 49                   | -                | 5 477                            |
| 55 to 64 years   | 2 851   | 79                              | 127                | 424                | 860                | 647                | 380                | 153                | 104                | -                    | -                    | 76               | 4 923                            |
| 65 years and over                                      | 607   | 146                             | 25                 | 210                | 73                 | 41                 | 41                 | 25                 | 20                 | 25                   | -                    | -                | 3 630                            |
| 40 to 64 years   | 8 857   | 415                             | 335                | 1 269              | 1 738              | 2 001              | 1 449              | 661                | 706                | 103                  | 104                  | 76               | 5 336                            |
| Female, total  | 19 062  | 2 965                           | 3 369              | 5 299              | 3 051              | 1 881              | 1 065              | 593                | 551                | 168                  | -                    | 121              | 3 603                            |
| 16 to 21 years, total                                  | 1 283   | 254                             | 209                | 264                | 371                | 116                | 47                 | 23                 | -                  | -                    | -                    | -                | 3 677                            |
| 16 to 21 years, not in school                          | 1 052   | 185                             | 162                | 172                | 347                | 116                | 47                 | 23                 | -                  | -                    | -                    | -                | 4 021                            |
| 22 to 34 years   | 7 242   | 766                             | 748                | 2 120              | 1 275              | 981                | 675                | 396                | 234                | -                    | -                    | 47               | 3 994                            |
| 25 to 34 years   | 5 009   | 493                             | 586                | 1 662              | 839                | 657                | 328                | 188                | 211                | -                    | -                    | 47               | 3 858                            |
| 35 to 44 years   | 4 356   | 652                             | 703                | 1 196              | 726                | 586                | 140                | 47                 | 164                | 117                  | -                    | 23               | 3 688                            |
| 45 to 54 years   | 3 650   | 532                             | 963                | 1 166              | 533                | 126                | 101                | 102                | 76                 | 25                   | -                    | 25               | 3 283                            |
| 55 to 64 years   | 2 085   | 557                             | 666                | 431                | 127                | 51                 | 101                | 25                 | 76                 | 25                   | -                    | 25               | 2 729                            |
| 65 years and over                                      | 445   | 203                             | 81                 | 121                | 20                 | 20                 | -                  | -                  | -                  | -                    | -                    | -                | 2 246                            |
| 40 to 64 years   | 7 888   | 1 413                           | 1 980              | 2 253              | 1 011              | 459                | 203                | 174                | 200                | 121                  | -                    | 74               | 3 244                            |
| <b>FAMILY STATUS<sup>1</sup></b>                       |   |                                 |                    |                    |                    |                    |                    |                    |                    |                      |                      |                  |                                  |
| Male, total  | 21 612  | 1 201                           | 852                | 2 643              | 4 410              | 5 021              | 3 713              | 1 502              | 1 527              | 441                  | 174                  | 126              | 5 338                            |
| Family head  | 14 291  | 651                             | 405                | 1 412              | 2 764              | 3 688              | 2 540              | 1 195              | 1 116              | 283                  | 142                  | 95               | 5 519                            |
| Family member  | 3 545   | 281                             | 246                | 597                | 791                | 575                | 619                | 101                | 209                | 95                   | -                    | 32               | 4 820                            |
| Unrelated individual                                   | 3 775   | 269                             | 202                | 634                | 855                | 758                | 554                | 206                | 202                | 63                   | 32                   | -                | 4 915                            |
| Female, total  | 18 107  | 2 646                           | 3 218              | 5 039              | 2 961              | 1 814              | 996                | 593                | 551                | 168                  | -                    | 121              | 3 633                            |
| Family head  | 5 734   | 672                             | 1 095              | 1 897              | 644                | 660                | 264                | 142                | 263                | 47                   | -                    | 49               | 3 580                            |
| No children under 18 years                             | 1 278   | 96                              | 279                | 396                | 171                | 188                | 51                 | 47                 | 51                 | -                    | -                    | -                | 3 666                            |
| Children 6 to 17 years only                            | 2 326   | 244                             | 388                | 839                | 236                | 212                | 142                | 49                 | 143                | 47                   | -                    | 25               | 3 633                            |
| Children under 6 years                                 | 2 130   | 331                             | 428                | 662                | 238                | 260                | 72                 | 46                 | 70                 | -                    | -                    | 23               | 3 461                            |
| Wife of head   | 6 149   | 993                             | 923                | 1 766              | 1 063              | 519                | 376                | 193                | 170                | 74                   | -                    | 72               | 3 656                            |
| No children under 18 years                             | 2 524   | 294                             | 466                | 633                | 480                | 285                | 143                | 98                 | 100                | 25                   | -                    | -                | 3 793                            |
| Children 6 to 17 years only                            | 1 845   | 440                             | 245                | 500                | 281                | 94                 | 117                | 49                 | 23                 | 49                   | -                    | 49               | 3 475                            |
| Children under 6 years                                 | 1 780   | 260                             | 212                | 632                | 303                | 140                | 117                | 47                 | 47                 | -                    | -                    | 23               | 3 661                            |
| Other family member                                    | 3 368   | 524                             | 409                | 689                | 900                | 401                | 212                | 210                | 24                 | -                    | -                    | -                | 4 069                            |
| Unrelated individual                                   | 2 857   | 457                             | 791                | 687                | 354                | 235                | 144                | 49                 | 94                 | 47                   | -                    | -                | 3 263                            |
| <b>EDUCATIONAL ATTAINMENT<sup>1</sup></b>              |   |                                 |                    |                    |                    |                    |                    |                    |                    |                      |                      |                  |                                  |
| Male, total  | 21 612  | 1 201                           | 852                | 2 643              | 4 410              | 5 021              | 3 713              | 1 502              | 1 527              | 441                  | 174                  | 126              | 5 338                            |
| Elementary: 7 years or less                            | 5 411   | 277                             | 263                | 942                | 1 357              | 1 268              | 837                | 203                | 201                | 63                   | -                    | -                | 4 902                            |
| 8 years  | 1 322   | 25                              | 47                 | 158                | 228                | 315                | 302                | 82                 | 93                 | 47                   | 25                   | -                | 5 644                            |
| High school: 1 to 3 years                              | 6 359   | 247                             | 330                | 936                | 1 499              | 1 379              | 992                | 525                | 270                | 54                   | 70                   | 57               | 5 122                            |
| 4 years  | 6 577   | 424                             | 213                | 583                | 1 214              | 1 657              | 1 261              | 552                | 473                | 150                  | 23                   | 25               | 5 515                            |
| College: 1 year or more                                | 1 944   | 228                             | -                  | 23                 | 112                | 403                | 321                | 140                | 490                | 128                  | 55                   | 44               | 6 639                            |
| Female, total  | 18 107  | 2 646                           | 3 218              | 5 039              | 2 961              | 1 814              | 996                | 593                | 551                | 168                  | -                    | 121              | 3 633                            |
| Elementary: 7 years or less                            | 2 481   | 588                             | 797                | 726                | 176                | 144                | 25                 | -                  | -                  | -                    | -                    | 25               | 2 819                            |
| 8 years  | 1 475   | 173                             | 548                | 414                | 172                | 143                | 25                 | -                  | -                  | -                    | -                    | -                | 3 039                            |
| High school: 1 to 3 years                              | 5 314   | 789                             | 1 139              | 1 980              | 788                | 353                | 49                 | 97                 | 47                 | -                    | -                    | 72               | 3 368                            |
| 4 years  | 6 171   | 901                             | 616                | 1 557              | 1 473              | 729                | 568                | 186                | 142                | -                    | -                    | -                | 4 008                            |
| College: 1 year or more                                | 2 666   | 194                             | 119                | 362                | 353                | 447                | 328                | 310                | 362                | 168                  | -                    | 23               | 5 683                            |

<sup>1</sup> Persons 16 to 64 years, not in school.



**Table 25. Annual Wage and Salary Earnings of Year-Round Wage and Salary Workers on Full-Time Schedules, by Major Occupation and Industry Groups of Longest Job: All Races**

[Limited to persons 16 to 64 years, not in school]

| Major Occupation and Industry Groups of Longest Job in Last 12 Months | Total year-round wage and salary workers on full-time schedules | Annual wage and salary earnings |                    |                    |                    |                    |                    |                    |                    |                      |                      |                  | Median annual earnings (dollars) |
|---|---|---------------------------------|--------------------|--------------------|--------------------|--------------------|--------------------|--------------------|--------------------|----------------------|----------------------|------------------|----------------------------------|
|   |   | Less than \$2,000               | \$2,000 to \$2,999 | \$3,000 to \$3,999 | \$4,000 to \$4,999 | \$5,000 to \$5,999 | \$6,000 to \$6,999 | \$7,000 to \$7,999 | \$8,000 to \$9,999 | \$10,000 to \$12,499 | \$12,500 to \$14,999 | \$15,000 or more |                                  |
| <b>MAJOR OCCUPATION GROUP OF LONGEST JOB IN LAST 12 MONTHS</b>        |   |                                 |                    |                    |                    |                    |                    |                    |                    |                      |                      |                  |                                  |
| Total employed .....  | 45 528  | 4 407                           | 4 131              | 8 492              | 8 315              | 8 008              | 5 653              | 2 584              | 2 424              | 922                  | 230                  | 362              | 4 690                            |
| Professional and technical .....                                      | 2 659   | 220                             | 94                 | 242                | 343                | 293                | 288                | 276                | 492                | 312                  | 23                   | 75               | 6 475                            |
| Managerial and administrative .....                                   | 1 026   | 119                             | -                  | 144                | 217                | 152                | 190                | 28                 | 47                 | 55                   | 30                   | 44               | 5 218                            |
| Sales .....   | 1 101   | 73                              | 23                 | 199                | 131                | 267                | 171                | 55                 | 96                 | 61                   | 25                   | -                | 5 469                            |
| Clerical .....  | 6 667   | 411                             | 241                | 781                | 1 436              | 1 514              | 1 102              | 533                | 464                | 103                  | 49                   | 32               | 5 307                            |
| Craftsmen and foremen .....   | 4 341   | 286                             | 46                 | 617                | 661                | 863                | 564                | 344                | 107                | 55                   | 29                   | 5                | 5 649                            |
| Operatives, except transportation .....                               | 8 972   | 412                             | 590                | 2 457              | 1 727              | 1 571              | 1 190              | 473                | 390                | 138                  | 23                   | -                | 4 595                            |
| Transport equipment operatives .....                                  | 4 154   | 153                             | 154                | 374                | 1 168              | 960                | 714                | 290                | 264                | 46                   | 23                   | 6                | 5 237                            |
| Laborers, except farm .....   | 4 184   | 293                             | 310                | 691                | 997                | 970                | 526                | 144                | 199                | -                    | -                    | 54               | 4 801                            |
| Service workers, except private household .....                       | 8 928   | 1 281                           | 1 161              | 2 361              | 1 535              | 1 395              | 674                | 197                | 101                | 99                   | -                    | 123              | 3 856                            |
| Private household workers .....                                       | 3 447   | 1 160                           | 1 511              | 601                | 100                | 23                 | 28                 | 23                 | -                  | -                    | -                    | -                | 2 373                            |
| Farmers and farm managers .....                                       | -   | -                               | -                  | -                  | -                  | -                  | -                  | -                  | -                  | -                    | -                    | -                | 0                                |
| Farm laborers and foremen .....                                       | 49  | -                               | -                  | 24                 | -                  | -                  | -                  | -                  | -                  | -                    | -                    | -                | 8 066                            |
| Not available .....   | -   | -                               | -                  | -                  | -                  | -                  | -                  | -                  | -                  | -                    | -                    | -                | 0                                |
| <b>Male, total .....</b>  | <b>25 354</b>   | <b>1 471</b>                    | <b>858</b>         | <b>2 936</b>       | <b>4 927</b>       | <b>5 899</b>       | <b>4 389</b>       | <b>1 859</b>       | <b>1 847</b>       | <b>697</b>           | <b>230</b>           | <b>241</b>       | <b>5 421</b>                     |
| Professional and technical .....                                      | 821   | 101                             | -                  | 46                 | 102                | 57                 | 144                | 30                 | 150                | 115                  | 23                   | 52               | 6 722                            |
| Managerial and administrative .....                                   | 709   | 47                              | -                  | -                  | 199                | 127                | 161                | -                  | 47                 | 55                   | 30                   | 44               | 5 866                            |
| Sales .....   | 664   | -                               | -                  | 52                 | 55                 | 220                | 148                | 29                 | 73                 | 61                   | 25                   | -                | 6 032                            |
| Clerical .....  | 2 677   | 150                             | 23                 | 126                | 381                | 818                | 474                | 227                | 322                | 74                   | 49                   | 32               | 5 805                            |
| Craftsmen and foremen .....   | 3 801   | 211                             | 46                 | 425                | 513                | 814                | 691                | 564                | 344                | 107                  | 55                   | 29               | 5 866                            |
| Operatives, except transportation .....                               | 5 112   | 98                              | 180                | 659                | 895                | 1 228              | 1 096              | 450                | 343                | 138                  | 23                   | -                | 5 589                            |
| Transport equipment operatives .....                                  | 4 106   | 153                             | 154                | 374                | 1 168              | 937                | 714                | 265                | 264                | 46                   | 23                   | 6                | 5 217                            |
| Laborers, except farm .....   | 3 880   | 202                             | 262                | 598                | 948                | 947                | 526                | 144                | 199                | -                    | -                    | 54               | 4 927                            |
| Service workers, except private household .....                       | 3 477   | 478                             | 193                | 632                | 665                | 750                | 405                | 150                | 78                 | 99                   | -                    | 25               | 4 654                            |
| Private household workers .....                                       | 60  | 32                              | -                  | -                  | -                  | -                  | 28                 | -                  | -                  | -                    | -                    | -                | 1 900                            |
| Farmers and farm managers .....                                       | -   | -                               | -                  | -                  | -                  | -                  | -                  | -                  | -                  | -                    | -                    | -                | 0                                |
| Farm laborers and foremen .....                                       | 49  | -                               | -                  | 24                 | -                  | -                  | -                  | -                  | -                  | -                    | -                    | -                | 8 066                            |
| Not available .....   | -   | -                               | -                  | -                  | -                  | -                  | -                  | -                  | -                  | -                    | -                    | -                | 0                                |
| <b>Female, total .....</b>  | <b>20 174</b>   | <b>2 936</b>                    | <b>3 272</b>       | <b>5 556</b>       | <b>3 389</b>       | <b>2 110</b>       | <b>1 264</b>       | <b>725</b>         | <b>577</b>         | <b>225</b>           | <b>-</b>             | <b>121</b>       | <b>3 698</b>                     |
| Professional and technical .....                                      | 1 838   | 119                             | 94                 | 196                | 242                | 236                | 144                | 246                | 342                | 196                  | -                    | 23               | 6 228                            |
| Managerial and administrative .....                                   | 317   | 72                              | -                  | 144                | 19                 | 25                 | 29                 | 28                 | -                  | -                    | -                    | -                | 3 597                            |
| Sales .....   | 437   | 73                              | 23                 | 147                | 75                 | 46                 | 23                 | 25                 | 23                 | -                    | -                    | -                | 3 834                            |
| Clerical .....  | 3 989   | 261                             | 218                | 655                | 1 055              | 696                | 628                | 306                | 142                | 29                   | -                    | -                | 4 816                            |
| Craftsmen and foremen .....   | 541   | 75                              | -                  | 193                | 148                | 48                 | 77                 | -                  | -                  | -                    | -                    | -                | 4 018                            |
| Operatives, except transportation .....                               | 3 861   | 313                             | 410                | 1 798              | 832                | 343                | 94                 | 23                 | 47                 | -                    | -                    | -                | 3 671                            |
| Transport equipment operatives .....                                  | 49  | -                               | -                  | -                  | -                  | 23                 | -                  | 25                 | -                  | -                    | -                    | -                | 7 040                            |
| Laborers, except farm .....   | 305   | 91                              | 49                 | 93                 | 48                 | 23                 | -                  | -                  | -                  | -                    | -                    | -                | 3 138                            |
| Service workers, except private household .....                       | 5 452   | 803                             | 968                | 1 729              | 870                | 645                | 269                | 47                 | 23                 | -                    | -                    | 97               | 3 552                            |
| Private household workers .....                                       | 3 387   | 1 128                           | 1 511              | 601                | 100                | 23                 | -                  | 23                 | -                  | -                    | -                    | -                | 2 374                            |
| Farmers and farm managers .....                                       | -   | -                               | -                  | -                  | -                  | -                  | -                  | -                  | -                  | -                    | -                    | -                | 0                                |
| Farm laborers and foremen .....                                       | -   | -                               | -                  | -                  | -                  | -                  | -                  | -                  | -                  | -                    | -                    | -                | 0                                |
| Not available .....   | -   | -                               | -                  | -                  | -                  | -                  | -                  | -                  | -                  | -                    | -                    | -                | 0                                |
| <b>MAJOR INDUSTRY GROUP OF LONGEST JOB IN LAST 12 MONTHS</b>          |   |                                 |                    |                    |                    |                    |                    |                    |                    |                      |                      |                  |                                  |
| <b>Male, total .....</b>  | <b>25 354</b>   | <b>1 471</b>                    | <b>858</b>         | <b>2 936</b>       | <b>4 927</b>       | <b>5 899</b>       | <b>4 389</b>       | <b>1 859</b>       | <b>1 847</b>       | <b>697</b>           | <b>230</b>           | <b>241</b>       | <b>5 421</b>                     |
| <b>Private Wage and Salary Worker</b>                                 |   |                                 |                    |                    |                    |                    |                    |                    |                    |                      |                      |                  |                                  |
| Agriculture, forestry, and fisheries .....                            | 93  | -                               | 23                 | 24                 | 46                 | -                  | -                  | -                  | -                  | -                    | -                    | -                | 3 984                            |
| Mining .....  | 32  | -                               | -                  | -                  | -                  | -                  | 32                 | -                  | -                  | -                    | -                    | -                | 6 500                            |
| Construction .....  | 2 111   | 70                              | 72                 | 362                | 423                | 578                | 219                | 107                | 199                | 58                   | 23                   | -                | 5 223                            |
| Durable goods manufacturing .....                                     | 3 638   | 142                             | 23                 | 373                | 654                | 803                | 688                | 367                | 360                | 116                  | 104                  | 6                | 5 780                            |
| Nondurable goods manufacturing .....                                  | 3 065   | 99                              | 125                | 354                | 673                | 1 032              | 404                | 172                | 119                | 55                   | -                    | 32               | 5 273                            |
| Transportation, communication, and other public utilities .....       | 2 517   | 131                             | 32                 | 294                | 366                | 552                | 512                | 299                | 258                | 48                   | -                    | 25               | 5 790                            |
| Wholesale and retail trade .....                                      | 6 058   | 388                             | 165                | 633                | 1 289              | 1 319              | 1 160              | 535                | 308                | 154                  | 25                   | 82               | 5 420                            |
| Finance, insurance, and real estate .....                             | 592   | 55                              | -                  | 75                 | 138                | 199                | 72                 | -                  | 23                 | 30                   | -                    | -                | 5 141                            |
| Business and repair services .....                                    | 1 162   | 32                              | 23                 | 122                | 318                | 384                | 223                | 28                 | -                  | 32                   | -                    | -                | 5 222                            |
| Personal services .....   | 908   | 163                             | 116                | 173                | 213                | 112                | 108                | -                  | -                  | 23                   | -                    | -                | 4 013                            |
| Professional services and entertainment .....                         | 1 559   | 218                             | 114                | 234                | 240                | 363                | 96                 | 104                | 105                | 57                   | -                    | 26               | 4 887                            |
| <b>Government<sup>1</sup></b>   |   |                                 |                    |                    |                    |                    |                    |                    |                    |                      |                      |                  |                                  |
| Educational services .....  | 497   | 23                              | 70                 | 32                 | 93                 | 23                 | 150                | 23                 | 57                 | -                    | -                    | 25               | 6 048                            |
| All other government services .....                                   | 3 122   | 152                             | 95                 | 260                | 472                | 533                | 726                | 222                | 417                | 124                  | 77                   | 44               | 6 067                            |
| Not available .....   | -   | -                               | -                  | -                  | -                  | -                  | -                  | -                  | -                  | -                    | -                    | -                | 0                                |
| <b>Female, total .....</b>  | <b>20 174</b>   | <b>2 936</b>                    | <b>3 272</b>       | <b>5 556</b>       | <b>3 389</b>       | <b>2 110</b>       | <b>1 264</b>       | <b>725</b>         | <b>577</b>         | <b>225</b>           | <b>-</b>             | <b>121</b>       | <b>3 698</b>                     |
| <b>Private Wage and Salary Worker</b>                                 |   |                                 |                    |                    |                    |                    |                    |                    |                    |                      |                      |                  |                                  |
| Agriculture, forestry, and fisheries .....                            | -   | -                               | -                  | -                  | -                  | -                  | -                  | -                  | -                  | -                    | -                    | -                | 0                                |
| Mining .....  | -   | -                               | -                  | -                  | -                  | -                  | -                  | -                  | -                  | -                    | -                    | -                | 0                                |
| Construction .....  | 26  | -                               | -                  | -                  | -                  | 26                 | -                  | -                  | -                  | -                    | -                    | -                | 5 500                            |
| Durable goods manufacturing .....                                     | 767   | 49                              | 46                 | 238                | 217                | 124                | 47                 | 47                 | -                  | -                    | -                    | -                | 4 233                            |
| Nondurable goods manufacturing .....                                  | 2 074   | 221                             | 125                | 807                | 571                | 221                | 77                 | -                  | 23                 | 29                   | -                    | -                | 3 856                            |
| Transportation, communication, and other public utilities .....       | 630   | 49                              | 48                 | 23                 | 93                 | 171                | 124                | 121                | -                  | -                    | -                    | -                | 5 591                            |
| Wholesale and retail trade .....                                      | 3 301   | 360                             | 309                | 1 265              | 808                | 268                | 219                | 25                 | 23                 | -                    | -                    | 23               | 3 776                            |
| Finance, insurance, and real estate .....                             | 1 012   | 23                              | 98                 | 220                | 305                | 142                | 122                | 28                 | 49                 | -                    | -                    | 25               | 4 541                            |
| Business and repair services .....                                    | 242   | 97                              | 46                 | 23                 | -                  | 23                 | 52                 | -                  | -                  | -                    | -                    | -                | 2 513                            |
| Personal services .....   | 5 486   | 1 316                           | 1 988              | 1 596              | 324                | 117                | 49                 | 47                 | 23                 | -                    | -                    | 25               | 2 718                            |
| Professional services and entertainment .....                         | 2 651   | 433                             | 465                | 637                | 367                | 402                | 223                | 26                 | 25                 | 49                   | -                    | 23               | 3 671                            |
| <b>Government<sup>1</sup></b>   |   |                                 |                    |                    |                    |                    |                    |                    |                    |                      |                      |                  |                                  |
| Educational services .....  | 1 742   | 221                             | 24                 | 315                | 334                | 143                | 72                 | 191                | 293                | 148                  | -                    | -                | 4 929                            |
| All other government services .....                                   | 2 243   | 166                             | 123                | 432                | 369                | 472                | 279                | 240                | 140                | -                    | -                    | 23               | 5 070                            |
| Not available .....   | -   | -                               | -                  | -                  | -                  | -                  | -                  | -                  | -                  | -                    | -                    | -                | 0                                |

<sup>1</sup> Government class of worker.

Table 25a. Annual Wage and Salary Earnings of Year-Round Wage and Salary Workers on Full-Time Schedules, by Major Occupation and Industry Groups of Longest Job: Negro

[Limited to persons 16 to 64 years, not in school]

| Major Occupation and Industry Groups of Longest Job in Last 12 Months | Total year-round wage and salary workers on full-time schedules | Annual wage and salary earnings |                    |                    |                    |                    |                    |                    |                    |                      |                      | Median annual earnings (dollars) |                  |
|---|---|---------------------------------|--------------------|--------------------|--------------------|--------------------|--------------------|--------------------|--------------------|----------------------|----------------------|----------------------------------|------------------|
|   |   | Less than \$2,000               | \$2,000 to \$2,999 | \$3,000 to \$3,999 | \$4,000 to \$4,999 | \$5,000 to \$5,999 | \$6,000 to \$6,999 | \$7,000 to \$7,999 | \$8,000 to \$9,999 | \$10,000 to \$12,499 | \$12,500 to \$14,999 |                                  | \$15,000 or more |
| <b>MAJOR OCCUPATION GROUP OF LONGEST JOB IN LAST 12 MONTHS</b>        |   |                                 |                    |                    |                    |                    |                    |                    |                    |                      |                      |                                  |                  |
| Total employed .....  | 39 719  | 3 847                           | 4 070              | 7 682              | 7 372              | 6 836              | 4 709              | 2 095              | 2 078              | 609                  | 174                  | 247                              | 4 578            |
| Professional and technical  | 2 160   | 220                             | 94                 | 191                | 291                | 267                | 165                | 191                | 443                | 225                  | 23                   | 49                               | 6 102            |
| Managerial and administrative   | 784   | 119                             | -                  | 144                | 194                | 126                | 136                | -                  | 47                 | -                    | -                    | 19                               | 4 665            |
| Sales   | 768   | 47                              | 23                 | 142                | 72                 | 189                | 142                | 25                 | 70                 | 32                   | 25                   | -                                | 5 526            |
| Clerical  | 5 804   | 364                             | 241                | 619                | 1 387              | 1 300              | 867                | 485                | 439                | 48                   | 23                   | 32                               | 5 224            |
| Craftsmen and foremen   | 3 042   | 162                             | 46                 | 592                | 524                | 493                | 562                | 317                | 213                | 78                   | 55                   | -                                | 5 399            |
| Operatives, except transportation                                     | 7 889   | 338                             | 536                | 2 152              | 1 487              | 1 379              | 1 136              | 422                | 305                | 110                  | 23                   | -                                | 4 617            |
| Transport equipment operatives  | 3 740   | 124                             | 154                | 320                | 1 112              | 851                | 583                | 290                | 236                | 46                   | 23                   | -                                | 5 187            |
| Laborers, except farm   | 3 857   | 221                             | 304                | 691                | 911                | 920                | 441                | 144                | 199                | -                    | -                    | 25                               | 4 782            |
| Service workers, except private household                             | 8 235   | 1 121                           | 1 161              | 2 206              | 1 320              | 1 287              | 649                | 197                | 101                | 70                   | -                    | 123                              | 3 832            |
| Private household workers   | 3 393   | 1 132                           | 1 511              | 601                | 74                 | 23                 | -                  | -                  | -                  | -                    | -                    | -                                | 2 374            |
| Farmers and farm managers   | -   | -                               | -                  | -                  | -                  | -                  | -                  | -                  | -                  | -                    | -                    | -                                | 0                |
| Farm laborers and foremen   | 49  | -                               | -                  | 24                 | -                  | -                  | -                  | -                  | 25                 | -                    | -                    | -                                | 8 066            |
| Not available   | -   | -                               | -                  | -                  | -                  | -                  | -                  | -                  | -                  | -                    | -                    | -                                | 0                |
| Male, total   | 21 612  | 1 201                           | 852                | 2 643              | 4 410              | 5 021              | 3 713              | 1 502              | 1 527              | 441                  | 174                  | 126                              | 5 338            |
| Professional and technical  | 537   | 101                             | -                  | 23                 | 102                | 32                 | 46                 | -                  | 127                | 57                   | 23                   | 25                               | 6 237            |
| Managerial and administrative   | 524   | 47                              | -                  | -                  | 176                | 101                | 136                | -                  | 47                 | -                    | -                    | 19                               | 5 395            |
| Sales   | 437   | -                               | -                  | 24                 | 25                 | 166                | 119                | -                  | 47                 | 32                   | 25                   | -                                | 6 029            |
| Clerical  | 2 420   | 150                             | 23                 | 98                 | 358                | 739                | 425                | 227                | 297                | 48                   | 23                   | 32                               | 5 786            |
| Craftsmen and foremen   | 2 661   | 139                             | 46                 | 425                | 430                | 445                | 513                | 317                | 213                | 78                   | 55                   | -                                | 5 652            |
| Operatives, except transportation                                     | 4 599   | 75                              | 180                | 575                | 814                | 1 122              | 1 042              | 399                | 258                | 110                  | 23                   | -                                | 5 583            |
| Transport equipment operatives  | 3 691   | 124                             | 154                | 320                | 1 112              | 827                | 583                | 265                | 236                | 46                   | 23                   | -                                | 5 163            |
| Laborers, except farm   | 3 552   | 130                             | 256                | 598                | 862                | 896                | 441                | 144                | 199                | -                    | -                    | 25                               | 4 919            |
| Service workers, except private household                             | 3 082   | 403                             | 193                | 556                | 531                | 694                | 380                | 150                | 78                 | 70                   | -                    | 25                               | 4 731            |
| Private household workers   | 60  | 32                              | -                  | -                  | -                  | -                  | 28                 | -                  | -                  | -                    | -                    | -                                | 1 900            |
| Farmers and farm managers   | -   | -                               | -                  | -                  | -                  | -                  | -                  | -                  | -                  | -                    | -                    | -                                | 0                |
| Farm laborers and foremen   | 49  | -                               | -                  | 24                 | -                  | -                  | -                  | -                  | 25                 | -                    | -                    | -                                | 8 066            |
| Not available   | -   | -                               | -                  | -                  | -                  | -                  | -                  | -                  | -                  | -                    | -                    | -                                | 0                |
| Female, total   | 18 107  | 2 646                           | 3 218              | 5 039              | 2 961              | 1 814              | 996                | 593                | 551                | 168                  | -                    | 121                              | 3 633            |
| Professional and technical  | 1 623   | 119                             | 94                 | 167                | 190                | 236                | 119                | 191                | 316                | 168                  | -                    | 23                               | 6 049            |
| Managerial and administrative   | 260   | 72                              | -                  | 144                | 19                 | 25                 | -                  | -                  | -                  | -                    | -                    | -                                | 3 401            |
| Sales   | 331   | 47                              | 23                 | 119                | 47                 | 23                 | 23                 | 25                 | 23                 | -                    | -                    | -                                | 3 805            |
| Clerical  | 3 384   | 214                             | 218                | 521                | 1 029              | 561                | 442                | 257                | 142                | -                    | -                    | -                                | 4 719            |
| Craftsmen and foremen   | 381   | 23                              | -                  | 167                | 94                 | 48                 | 49                 | -                  | -                  | -                    | -                    | -                                | 4 003            |
| Operatives, except transportation                                     | 3 290   | 262                             | 356                | 1 577              | 673                | 258                | 94                 | 23                 | 47                 | -                    | -                    | -                                | 3 651            |
| Transport equipment operatives  | 49  | -                               | -                  | -                  | -                  | 23                 | -                  | 25                 | -                  | -                    | -                    | -                                | 7 040            |
| Laborers, except farm   | 305   | 91                              | 49                 | 93                 | 48                 | 23                 | -                  | -                  | -                  | -                    | -                    | -                                | 3 138            |
| Service workers, except private household                             | 5 153   | 718                             | 968                | 1 649              | 788                | 593                | 269                | 47                 | 23                 | -                    | -                    | 97                               | 3 540            |
| Private household workers   | 3 333   | 1 100                           | 1 511              | 601                | 74                 | 23                 | -                  | -                  | -                  | -                    | -                    | -                                | 2 375            |
| Farmers and farm managers   | -   | -                               | -                  | -                  | -                  | -                  | -                  | -                  | -                  | -                    | -                    | -                                | 0                |
| Farm laborers and foremen   | -   | -                               | -                  | -                  | -                  | -                  | -                  | -                  | -                  | -                    | -                    | -                                | 0                |
| Not available   | -   | -                               | -                  | -                  | -                  | -                  | -                  | -                  | -                  | -                    | -                    | -                                | 0                |
| <b>MAJOR INDUSTRY GROUP OF LONGEST JOB IN LAST 12 MONTHS</b>          |   |                                 |                    |                    |                    |                    |                    |                    |                    |                      |                      |                                  |                  |
| Male, total   | 21 612  | 1 201                           | 852                | 2 643              | 4 410              | 5 021              | 3 713              | 1 502              | 1 527              | 441                  | 174                  | 126                              | 5 338            |
| <b>Private Wage and Salary Worker</b>                                 |   |                                 |                    |                    |                    |                    |                    |                    |                    |                      |                      |                                  |                  |
| Agriculture, forestry, and fisheries                                  | 70  | -                               | 23                 | 24                 | 23                 | -                  | -                  | -                  | -                  | -                    | -                    | -                                | 3 494            |
| Mining  | 32  | -                               | -                  | -                  | -                  | -                  | 32                 | -                  | -                  | -                    | -                    | -                                | 6 500            |
| Construction  | 1 706   | 46                              | 72                 | 334                | 369                | 449                | 163                | 78                 | 171                | -                    | 25                   | -                                | 5 071            |
| Durable goods manufacturing   | 2 989   | 116                             | 23                 | 315                | 625                | 617                | 613                | 229                | 286                | 87                   | 78                   | -                                | 5 673            |
| Nondurable goods manufacturing  | 2 656   | 55                              | 125                | 329                | 563                | 934                | 353                | 119                | 93                 | 55                   | -                    | 32                               | 5 275            |
| Transportation, communication, and other public utilities             | 2 269   | 73                              | 32                 | 240                | 338                | 552                | 458                | 299                | 204                | 48                   | -                    | 25                               | 5 820            |
| Wholesale and retail trade  | 5 226   | 341                             | 165                | 577                | 1 180              | 1 163              | 1 021              | 455                | 229                | 70                   | 25                   | -                                | 5 300            |
| Finance, insurance, and real estate                                   | 480   | 55                              | -                  | 75                 | 108                | 146                | 72                 | -                  | 23                 | -                    | -                    | -                                | 5 013            |
| Business and repair services  | 954   | 32                              | 23                 | 99                 | 289                | 303                | 148                | 28                 | -                  | 32                   | -                    | -                                | 5 113            |
| Personal services   | 830   | 163                             | 116                | 149                | 213                | 106                | 60                 | -                  | -                  | 23                   | -                    | -                                | 3 914            |
| Professional services and entertainment                               | 1 183   | 171                             | 108                | 211                | 193                | 278                | 70                 | 48                 | 47                 | 57                   | -                    | -                                | 4 528            |
| <b>Government<sup>1</sup></b>   |   |                                 |                    |                    |                    |                    |                    |                    |                    |                      |                      |                                  |                  |
| Educational services  | 450   | 23                              | 70                 | 32                 | 93                 | 23                 | 104                | 23                 | 57                 | -                    | -                    | 25                               | 5 317            |
| All other government services   | 2 767   | 126                             | 95                 | 260                | 416                | 449                | 620                | 222                | 417                | 70                   | 47                   | 44                               | 6 060            |
| Not available   | -   | -                               | -                  | -                  | -                  | -                  | -                  | -                  | -                  | -                    | -                    | -                                | 0                |
| Female, total   | 18 107  | 2 646                           | 3 218              | 5 039              | 2 961              | 1 814              | 996                | 593                | 551                | 168                  | -                    | 121                              | 3 633            |
| <b>Private Wage and Salary Worker</b>                                 |   |                                 |                    |                    |                    |                    |                    |                    |                    |                      |                      |                                  |                  |
| Agriculture, forestry, and fisheries                                  | -   | -                               | -                  | -                  | -                  | -                  | -                  | -                  | -                  | -                    | -                    | -                                | 0                |
| Mining  | -   | -                               | -                  | -                  | -                  | -                  | -                  | -                  | -                  | -                    | -                    | -                                | 0                |
| Construction  | -   | -                               | -                  | -                  | -                  | -                  | -                  | -                  | -                  | -                    | -                    | -                                | 0                |
| Durable goods manufacturing   | 663   | 49                              | 46                 | 212                | 191                | 95                 | 47                 | -                  | -                  | -                    | -                    | -                                | 4 129            |
| Nondurable goods manufacturing  | 1 419   | 142                             | 70                 | 612                | 358                | 164                | 49                 | -                  | 23                 | -                    | -                    | -                                | 3 812            |
| Transportation, communication, and other public utilities             | 495   | 23                              | 48                 | 23                 | 93                 | 117                | 95                 | 95                 | -                  | -                    | -                    | -                                | 5 514            |
| Wholesale and retail trade  | 2 951   | 306                             | 309                | 1 077              | 780                | 240                | 168                | 25                 | -                  | -                    | -                    | 23                               | 3 799            |
| Finance, insurance, and real estate                                   | 882   | 23                              | -                  | 220                | 279                | 119                | 69                 | -                  | 49                 | -                    | -                    | 25                               | 4 360            |
| Business and repair services  | 187   | 71                              | 46                 | 23                 | -                  | 23                 | 23                 | -                  | -                  | -                    | -                    | -                                | 2 483            |
| Personal services   | 5 298   | 1 288                           | 1 988              | 1 568              | 218                | 117                | 23                 | 47                 | 23                 | -                    | -                    | 25                               | 2 685            |
| Professional services and entertainment                               | 2 392   | 385                             | 465                | 557                | 339                | 378                | 170                | -                  | 25                 | 49                   | -                    | 23                               | 3 620            |
| <b>Government<sup>1</sup></b>   |   |                                 |                    |                    |                    |                    |                    |                    |                    |                      |                      |                                  |                  |
| Educational services  | 1 633   | 193                             | 24                 | 315                | 334                | 117                | 72                 | 191                | 267                | 119                  | -                    | -                                | 4 851            |
| All other government services   | 2 186   | 166                             | 123                | 432                | 369                | 444                | 279                | 211                | 140                | -                    | -                    | 23                               | 5 010            |
| Not available   | -   | -                               | -                  | -                  | -                  | -                  | -                  | -                  | -                  | -                    | -                    | -                                | 0                |

<sup>1</sup> Government class of worker.

Table 26. Annual Wage and Salary Earnings of Part-Year and Part-Time Wage and Salary Workers, by Age and Sex, and Family Status: All Races

| Age and Sex<br>Family Status             | Total<br>part-year<br>and part-<br>time wage<br>and salary<br>workers | Annual wage and salary earnings |                   |                       |                       |                       |                       |                       |                       |                       |                         |                     |
|--|---|---------------------------------|-------------------|-----------------------|-----------------------|-----------------------|-----------------------|-----------------------|-----------------------|-----------------------|-------------------------|---------------------|
|  |   | Less than<br>\$500              | \$500 to<br>\$999 | \$1,000 to<br>\$1,999 | \$2,000 to<br>\$2,999 | \$3,000 to<br>\$3,999 | \$4,000 to<br>\$4,999 | \$5,000 to<br>\$5,999 | \$6,000 to<br>\$7,499 | \$7,500 to<br>\$9,999 | \$10,000 to<br>\$14,999 | \$15,000<br>or more |
| <b>AGE AND SEX</b>                       |   |                                 |                   |                       |                       |                       |                       |                       |                       |                       |                         |                     |
| Total, 16 years and over .....           | 7 169   | 2 901                           | 1 653             | 1 592                 | 601                   | 209                   | 47                    | 70                    | 71                    | 23                    | -                       | -                   |
| Male, total .....                        | 2 529   | 775                             | 530               | 725                   | 267                   | 90                    | 47                    | 47                    | 48                    | -                     | -                       | -                   |
| 16 to 21 years, total .....              | 1 223   | 435                             | 209               | 394                   | 116                   | 70                    | -                     | -                     | -                     | -                     | -                       | -                   |
| 16 to 21 years, not in school .....      | 231   | 46                              | 46                | 70                    | 23                    | 46                    | -                     | -                     | -                     | -                     | -                       | -                   |
| 22 to 34 years, total .....              | 435   | 46                              | 116               | 150                   | 76                    | -                     | 24                    | 23                    | -                     | -                     | -                       | -                   |
| 22 to 34 years, veteran of Vietnam ..... | 99  | 23                              | 29                | 23                    | -                     | -                     | -                     | 23                    | -                     | -                     | -                       | -                   |
| 25 to 34 years .....                     | 203   | -                               | 92                | 57                    | 29                    | -                     | 24                    | -                     | -                     | -                     | -                       | -                   |
| 35 to 44 years .....                     | 55  | -                               | 32                | -                     | -                     | -                     | -                     | 23                    | -                     | -                     | -                       | -                   |
| 45 to 54 years .....                     | 308   | 81                              | 52                | 128                   | -                     | -                     | 23                    | -                     | 24                    | -                     | -                       | -                   |
| 55 to 64 years .....                     | 214   | 131                             | 30                | 29                    | 24                    | -                     | -                     | -                     | -                     | -                     | -                       | -                   |
| 65 years and over .....                  | 294   | 82                              | 92                | 25                    | 51                    | 20                    | -                     | -                     | 24                    | -                     | -                       | -                   |
| 40 to 64 years .....                     | 522   | 212                             | 82                | 157                   | 24                    | -                     | 23                    | -                     | 24                    | -                     | -                       | -                   |
| Female, total .....                      | 4 640   | 2 126                           | 1 123             | 867                   | 334                   | 119                   | -                     | 23                    | 23                    | 23                    | -                       | -                   |
| 16 to 21 years, total .....              | 1 880   | 1 137                           | 376               | 297                   | 23                    | 47                    | -                     | -                     | -                     | -                     | -                       | -                   |
| 16 to 21 years, not in school .....      | 400   | 219                             | 134               | 23                    | -                     | 23                    | -                     | -                     | -                     | -                     | -                       | -                   |
| 22 to 34 years .....                     | 722   | 209                             | 187               | 186                   | 93                    | 23                    | -                     | 23                    | -                     | -                     | -                       | -                   |
| 25 to 34 years .....                     | 472   | 121                             | 117               | 140                   | 70                    | 23                    | -                     | -                     | -                     | -                     | -                       | -                   |
| 35 to 44 years .....                     | 710   | 283                             | 166               | 119                   | 71                    | 24                    | -                     | -                     | 23                    | 23                    | -                       | -                   |
| 45 to 54 years .....                     | 567   | 230                             | 104               | 105                   | 102                   | 25                    | -                     | -                     | -                     | -                     | -                       | -                   |
| 55 to 64 years .....                     | 333   | 76                              | 181               | 51                    | 25                    | -                     | -                     | -                     | -                     | -                     | -                       | -                   |
| 65 years and over .....                  | 429   | 190                             | 110               | 110                   | 20                    | -                     | -                     | -                     | -                     | -                     | -                       | -                   |
| 40 to 64 years .....                     | 1 207   | 473                             | 355               | 179                   | 127                   | 49                    | -                     | -                     | -                     | 23                    | -                       | -                   |
| <b>FAMILY STATUS<sup>1</sup></b>         |   |                                 |                   |                       |                       |                       |                       |                       |                       |                       |                         |                     |
| Male, total .....                        | 1 078   | 282                             | 276               | 281                   | 100                   | 46                    | 47                    | 23                    | 24                    | -                     | -                       | -                   |
| Family head .....                        | 390   | 126                             | -                 | 100                   | 48                    | 23                    | 47                    | 23                    | 24                    | -                     | -                       | -                   |
| Family member .....                      | 555   | 127                             | 199               | 153                   | 53                    | 23                    | -                     | -                     | -                     | -                     | -                       | -                   |
| Unrelated individual .....               | 133   | 28                              | 77                | 28                    | -                     | -                     | -                     | -                     | -                     | -                     | -                       | -                   |
| Female, total .....                      | 2 662   | 972                             | 772               | 461                   | 291                   | 96                    | -                     | 23                    | 23                    | 23                    | -                       | -                   |
| Family head .....                        | 606   | 249                             | 70                | 144                   | 47                    | 49                    | -                     | 23                    | -                     | 23                    | -                       | -                   |
| No children under 18 years .....         | 172   | 51                              | 24                | 49                    | -                     | 49                    | -                     | -                     | -                     | -                     | -                       | -                   |
| Children 6 to 17 years only .....        | 239   | 123                             | 47                | -                     | 47                    | -                     | -                     | 23                    | -                     | -                     | -                       | -                   |
| Children under 6 years .....             | 195   | 76                              | -                 | 95                    | -                     | -                     | -                     | -                     | -                     | 23                    | -                       | -                   |
| Wife of head .....                       | 1 142   | 363                             | 343               | 243                   | 170                   | 24                    | -                     | -                     | -                     | -                     | -                       | -                   |
| No children under 18 years .....         | 326   | 47                              | 128               | 29                    | 98                    | 24                    | -                     | -                     | -                     | -                     | -                       | -                   |
| Children 6 to 17 years only .....        | 568   | 191                             | 140               | 188                   | 48                    | -                     | -                     | -                     | -                     | -                     | -                       | -                   |
| Children under 6 years .....             | 249   | 125                             | 74                | 26                    | 23                    | -                     | -                     | -                     | -                     | -                     | -                       | -                   |
| Other family member .....                | 567   | 261                             | 186               | 48                    | 49                    | -                     | -                     | -                     | 23                    | -                     | -                       | -                   |
| Unrelated individual .....               | 346   | 98                              | 174               | 25                    | 25                    | 23                    | -                     | -                     | -                     | -                     | -                       | -                   |

<sup>1</sup> Persons 16 to 64 years, not in school.

Table 26a. Annual Wage and Salary Earnings of Part-Year and Part-Time Wage and Salary Workers, by Age and Sex, and Family Status: Negro

| Age and Sex<br>Family Status             | Total<br>part-year<br>and part-<br>time wage<br>and salary<br>workers | Annual wage and salary earnings |                   |                       |                       |                       |                       |                       |                       |                       |                         |                     |
|--|---|---------------------------------|-------------------|-----------------------|-----------------------|-----------------------|-----------------------|-----------------------|-----------------------|-----------------------|-------------------------|---------------------|
|  |   | Less than<br>\$500              | \$500 to<br>\$999 | \$1,000 to<br>\$1,999 | \$2,000 to<br>\$2,999 | \$3,000 to<br>\$3,999 | \$4,000 to<br>\$4,999 | \$5,000 to<br>\$5,999 | \$6,000 to<br>\$7,499 | \$7,500 to<br>\$9,999 | \$10,000 to<br>\$14,999 | \$15,000<br>or more |
| <b>AGE AND SEX</b>                       |   |                                 |                   |                       |                       |                       |                       |                       |                       |                       |                         |                     |
| Total, 16 years and over .....           | 5 886   | 2 388                           | 1 272             | 1 352                 | 548                   | 162                   | 47                    | 47                    | 47                    | 23                    | -                       | -                   |
| Male, total .....                        | 2 046   | 618                             | 401               | 630                   | 213                   | 90                    | 47                    | 23                    | 24                    | -                     | -                       | -                   |
| 16 to 21 years, total .....              | 1 107   | 389                             | 185               | 347                   | 116                   | 70                    | -                     | -                     | -                     | -                     | -                       | -                   |
| 16 to 21 years, not in school .....      | 208   | 23                              | 46                | 70                    | 23                    | 46                    | -                     | -                     | -                     | -                     | -                       | -                   |
| 22 to 34 years, total .....              | 281   | 46                              | 63                | 101                   | 46                    | -                     | 24                    | -                     | -                     | -                     | -                       | -                   |
| 22 to 34 years, veteran of Vietnam ..... | 46  | 23                              | -                 | 23                    | -                     | -                     | -                     | -                     | -                     | -                     | -                       | -                   |
| 25 to 34 years .....                     | 118   | -                               | 63                | 32                    | -                     | -                     | 24                    | -                     | -                     | -                     | -                       | -                   |
| 35 to 44 years .....                     | 55  | -                               | 32                | -                     | -                     | -                     | -                     | 23                    | -                     | -                     | -                       | -                   |
| 45 to 54 years .....                     | 227   | 24                              | 29                | 128                   | -                     | -                     | 23                    | -                     | 24                    | -                     | -                       | -                   |
| 55 to 64 years .....                     | 160   | 131                             | -                 | 29                    | -                     | -                     | -                     | -                     | -                     | -                     | -                       | -                   |
| 65 years and over .....                  | 216   | 27                              | 92                | 25                    | 51                    | 20                    | -                     | -                     | -                     | -                     | -                       | -                   |
| 40 to 64 years .....                     | 387   | 155                             | 29                | 157                   | -                     | -                     | 23                    | -                     | 24                    | -                     | -                       | -                   |
| Female, total .....                      | 3 840   | 1 770                           | 871               | 722                   | 334                   | 73                    | -                     | 23                    | 23                    | 23                    | -                       | -                   |
| 16 to 21 years, total .....              | 1 507   | 974                             | 255               | 255                   | 23                    | -                     | -                     | -                     | -                     | -                     | -                       | -                   |
| 16 to 21 years, not in school .....      | 255   | 139                             | 92                | 23                    | -                     | -                     | -                     | -                     | -                     | -                     | -                       | -                   |
| 22 to 34 years .....                     | 652   | 139                             | 187               | 186                   | 93                    | 23                    | -                     | 23                    | -                     | -                     | -                       | -                   |
| 25 to 34 years .....                     | 421   | 70                              | 117               | 140                   | 70                    | 23                    | -                     | -                     | -                     | -                     | -                       | -                   |
| 35 to 44 years .....                     | 633   | 258                             | 140               | 94                    | 71                    | 24                    | -                     | -                     | 23                    | 23                    | -                       | -                   |
| 45 to 54 years .....                     | 481   | 202                             | 76                | 76                    | 102                   | 25                    | -                     | -                     | -                     | -                     | -                       | -                   |
| 55 to 64 years .....                     | 304   | 76                              | 152               | 51                    | 25                    | -                     | -                     | -                     | -                     | -                     | -                       | -                   |
| 65 years and over .....                  | 263   | 121                             | 61                | 61                    | 20                    | -                     | -                     | -                     | -                     | -                     | -                       | -                   |
| 40 to 64 years .....                     | 1 067   | 419                             | 298               | 150                   | 127                   | 49                    | -                     | -                     | -                     | 23                    | -                       | -                   |
| <b>FAMILY STATUS<sup>1</sup></b>         |   |                                 |                   |                       |                       |                       |                       |                       |                       |                       |                         |                     |
| Male, total .....                        | 838   | 201                             | 170               | 281                   | 46                    | 46                    | 47                    | 23                    | 24                    | -                     | -                       | -                   |
| Family head .....                        | 338   | 98                              | -                 | 100                   | 23                    | 23                    | 47                    | 23                    | 24                    | -                     | -                       | -                   |
| Family member .....                      | 443   | 75                              | 170               | 153                   | 23                    | 23                    | -                     | -                     | -                     | -                     | -                       | -                   |
| Unrelated individual .....               | 57  | 28                              | -                 | 28                    | -                     | -                     | -                     | -                     | -                     | -                     | -                       | -                   |
| Female, total .....                      | 2 256   | 769                             | 648               | 406                   | 291                   | 73                    | -                     | 23                    | 23                    | 23                    | -                       | -                   |
| Family head .....                        | 606   | 249                             | 70                | 144                   | 47                    | 49                    | -                     | 23                    | -                     | 23                    | -                       | -                   |
| No children under 18 years .....         | 172   | 51                              | 24                | 49                    | -                     | 49                    | -                     | -                     | -                     | -                     | -                       | -                   |
| Children 6 to 17 years only .....        | 239   | 123                             | 47                | -                     | 47                    | -                     | -                     | 23                    | -                     | -                     | -                       | -                   |
| Children under 6 years .....             | 195   | 76                              | -                 | 95                    | -                     | -                     | -                     | -                     | -                     | 23                    | -                       | -                   |
| Wife of head .....                       | 957   | 286                             | 288               | 188                   | 170                   | 24                    | -                     | -                     | -                     | -                     | -                       | -                   |
| No children under 18 years .....         | 269   | 47                              | 100               | -                     | 98                    | 24                    | -                     | -                     | -                     | -                     | -                       | -                   |
| Children 6 to 17 years only .....        | 542   | 166                             | 140               | 188                   | 48                    | -                     | -                     | -                     | -                     | -                     | -                       | -                   |
| Children under 6 years .....             | 146   | 74                              | 48                | -                     | 23                    | -                     | -                     | -                     | -                     | -                     | -                       | -                   |
| Other family member .....                | 493   | 209                             | 162               | 48                    | 49                    | -                     | -                     | -                     | 23                    | -                     | -                       | -                   |
| Unrelated individual .....               | 201   | 23                              | 127               | 25                    | 25                    | -                     | -                     | -                     | -                     | -                     | -                       | -                   |

<sup>1</sup> Persons 16 to 64 years, not in school.

**Table 27. Annual Wage and Salary Earnings of Part-Year and Part-Time Wage and Salary Workers, by Major Occupation and Industry Groups of Longest Job: All Races**

[Limited to persons 16 to 64 years, not in school]

| Major Occupation and Industry Groups of Longest Job in Last 12 Months | Total part-year and part-time wage and salary workers | Annual wage and salary earnings |                |                    |                    |                    |                    |                    |                    |                    |                      |                  |
|---|---|---------------------------------|----------------|--------------------|--------------------|--------------------|--------------------|--------------------|--------------------|--------------------|----------------------|------------------|
|   |   | Less than \$500                 | \$500 to \$999 | \$1,000 to \$1,999 | \$2,000 to \$2,999 | \$3,000 to \$3,999 | \$4,000 to \$4,999 | \$5,000 to \$5,999 | \$6,000 to \$7,499 | \$7,500 to \$9,999 | \$10,000 to \$14,999 | \$15,000 or more |
| <b>MAJOR OCCUPATION GROUP OF LONGEST JOB</b>                          |   |                                 |                |                    |                    |                    |                    |                    |                    |                    |                      |                  |
| Total, part-year and part-time workers .....                          | 3 740   | 1 253                           | 1 048          | 741                | 391                | 142                | 47                 | 47                 | 47                 | 23                 | -                    | -                |
| Professional and technical .....                                      | 119   | -                               | 25             | -                  | 23                 | -                  | 24                 | 23                 | 23                 | -                  | -                    | -                |
| Managerial and administrative .....                                   | 47  | 24                              | -              | -                  | 23                 | -                  | -                  | -                  | -                  | -                  | -                    | -                |
| Sales .....   | 98  | -                               | 29             | 23                 | 24                 | 23                 | -                  | -                  | -                  | -                  | -                    | -                |
| Clerical .....  | 397   | 163                             | 139            | 47                 | -                  | 49                 | -                  | -                  | -                  | -                  | -                    | -                |
| Craftsmen and foremen .....   | 154   | 29                              | 32             | 23                 | 23                 | 23                 | -                  | -                  | 24                 | -                  | -                    | -                |
| Operatives, except transportation .....                               | 278   | 54                              | 32             | 49                 | 121                | 24                 | -                  | -                  | -                  | -                  | -                    | -                |
| Transport equipment operatives .....                                  | 49  | -                               | -              | 25                 | -                  | -                  | -                  | 23                 | -                  | -                  | -                    | -                |
| Laborers, except farm .....   | 341   | 77                              | 105            | 106                | 29                 | -                  | 23                 | -                  | -                  | -                  | -                    | -                |
| Service workers, except private household .....                       | 1 386   | 466                             | 435            | 341                | 97                 | 23                 | -                  | -                  | -                  | 23                 | -                    | -                |
| Private household workers .....                                       | 870   | 440                             | 251            | 128                | 51                 | -                  | -                  | -                  | -                  | -                  | -                    | -                |
| Farmers and farm managers .....                                       | -   | -                               | -              | -                  | -                  | -                  | -                  | -                  | -                  | -                  | -                    | -                |
| Farm laborers and foremen .....                                       | -   | -                               | -              | -                  | -                  | -                  | -                  | -                  | -                  | -                  | -                    | -                |
| Not available .....   | -   | -                               | -              | -                  | -                  | -                  | -                  | -                  | -                  | -                  | -                    | -                |
| <b>Male, total</b>  |   |                                 |                |                    |                    |                    |                    |                    |                    |                    |                      |                  |
| Total, part-year and part-time workers .....                          | 1 078   | 282                             | 276            | 281                | 100                | 46                 | 47                 | 23                 | 24                 | -                  | -                    | -                |
| Professional and technical .....                                      | 24  | -                               | -              | -                  | -                  | 46                 | 24                 | 23                 | 24                 | -                  | -                    | -                |
| Managerial and administrative .....                                   | 24  | 24                              | -              | -                  | -                  | -                  | -                  | -                  | -                  | -                  | -                    | -                |
| Sales .....   | -   | -                               | -              | -                  | -                  | -                  | -                  | -                  | -                  | -                  | -                    | -                |
| Clerical .....  | 69  | 46                              | -              | 23                 | -                  | -                  | -                  | -                  | -                  | -                  | -                    | -                |
| Craftsmen and foremen .....   | 154   | 29                              | 32             | 23                 | 23                 | 23                 | -                  | -                  | 24                 | -                  | -                    | -                |
| Operatives, except transportation .....                               | 107   | 29                              | 32             | 23                 | 23                 | -                  | -                  | -                  | -                  | -                  | -                    | -                |
| Transport equipment operatives .....                                  | 49  | -                               | -              | 25                 | -                  | -                  | -                  | 23                 | -                  | -                  | -                    | -                |
| Laborers, except farm .....   | 318   | 77                              | 82             | 106                | 29                 | -                  | 23                 | -                  | -                  | -                  | -                    | -                |
| Service workers, except private household .....                       | 335   | 77                              | 130            | 80                 | 24                 | 23                 | -                  | -                  | -                  | -                  | -                    | -                |
| Private household workers .....                                       | -   | -                               | -              | -                  | -                  | -                  | -                  | -                  | -                  | -                  | -                    | -                |
| Farmers and farm managers .....                                       | -   | -                               | -              | -                  | -                  | -                  | -                  | -                  | -                  | -                  | -                    | -                |
| Farm laborers and foremen .....                                       | -   | -                               | -              | -                  | -                  | -                  | -                  | -                  | -                  | -                  | -                    | -                |
| Not available .....   | -   | -                               | -              | -                  | -                  | -                  | -                  | -                  | -                  | -                  | -                    | -                |
| <b>Female, total</b>  |   |                                 |                |                    |                    |                    |                    |                    |                    |                    |                      |                  |
| Total, part-year and part-time workers .....                          | 2 662   | 972                             | 772            | 461                | 291                | 96                 | -                  | 23                 | 23                 | 23                 | -                    | -                |
| Professional and technical .....                                      | 95  | -                               | 25             | -                  | 23                 | -                  | -                  | 23                 | 23                 | 23                 | -                    | -                |
| Managerial and administrative .....                                   | 23  | -                               | -              | -                  | 23                 | -                  | -                  | -                  | -                  | -                  | -                    | -                |
| Sales .....   | 98  | -                               | 29             | 23                 | 24                 | 23                 | -                  | -                  | -                  | -                  | -                    | -                |
| Clerical .....  | 328   | 116                             | 139            | 23                 | -                  | 49                 | -                  | -                  | -                  | -                  | -                    | -                |
| Craftsmen and foremen .....   | -   | -                               | -              | -                  | -                  | -                  | -                  | -                  | -                  | -                  | -                    | -                |
| Operatives, except transportation .....                               | 172   | 25                              | -              | 25                 | 97                 | 24                 | -                  | -                  | -                  | -                  | -                    | -                |
| Transport equipment operatives .....                                  | -   | -                               | -              | -                  | -                  | -                  | -                  | -                  | -                  | -                  | -                    | -                |
| Laborers, except farm .....   | 23  | -                               | 23             | -                  | -                  | -                  | -                  | -                  | -                  | -                  | -                    | -                |
| Service workers, except private household .....                       | 1 052   | 390                             | 305            | 261                | 73                 | -                  | -                  | -                  | -                  | 23                 | -                    | -                |
| Private household workers .....                                       | 870   | 440                             | 251            | 128                | 51                 | -                  | -                  | -                  | -                  | -                  | -                    | -                |
| Farmers and farm managers .....                                       | -   | -                               | -              | -                  | -                  | -                  | -                  | -                  | -                  | -                  | -                    | -                |
| Farm laborers and foremen .....                                       | -   | -                               | -              | -                  | -                  | -                  | -                  | -                  | -                  | -                  | -                    | -                |
| Not available .....   | -   | -                               | -              | -                  | -                  | -                  | -                  | -                  | -                  | -                  | -                    | -                |
| <b>MAJOR INDUSTRY GROUP OF LONGEST JOB</b>                            |   |                                 |                |                    |                    |                    |                    |                    |                    |                    |                      |                  |
| <b>Male, total</b>  |   |                                 |                |                    |                    |                    |                    |                    |                    |                    |                      |                  |
| Total, part-year and part-time workers .....                          | 1 078   | 282                             | 276            | 281                | 100                | 46                 | 47                 | 23                 | 24                 | -                  | -                    | -                |
| <b>Private Wage and Salary Worker</b>                                 |   |                                 |                |                    |                    |                    |                    |                    |                    |                    |                      |                  |
| Agriculture, forestry, and fisheries .....                            | 29  | -                               | -              | -                  | 29                 | -                  | -                  | -                  | -                  | -                  | -                    | -                |
| Mining .....  | -   | -                               | -              | -                  | -                  | -                  | -                  | -                  | -                  | -                  | -                    | -                |
| Construction .....  | 153   | 24                              | -              | 82                 | -                  | -                  | 23                 | -                  | 24                 | -                  | -                    | -                |
| Durable goods manufacturing .....                                     | 77  | 28                              | -              | 25                 | 23                 | -                  | -                  | -                  | -                  | -                  | -                    | -                |
| Nondurable goods manufacturing .....                                  | 103   | 80                              | 23             | -                  | -                  | -                  | -                  | -                  | -                  | -                  | -                    | -                |
| Transportation, communication, and other public utilities .....       | 70  | 23                              | -              | 23                 | -                  | -                  | -                  | 23                 | -                  | -                  | -                    | -                |
| Wholesale and retail trade .....                                      | 156   | 23                              | 63             | 23                 | -                  | 46                 | -                  | -                  | -                  | -                  | -                    | -                |
| Finance, insurance, and real estate .....                             | 29  | 29                              | -              | -                  | -                  | -                  | -                  | -                  | -                  | -                  | -                    | -                |
| Business and repair services .....                                    | 145   | -                               | 114            | 32                 | -                  | -                  | -                  | -                  | -                  | -                  | -                    | -                |
| Personal services .....   | 95  | 49                              | -              | 47                 | -                  | -                  | -                  | -                  | -                  | -                  | -                    | -                |
| Professional services and entertainment .....                         | 145   | 25                              | 47             | 25                 | 48                 | -                  | -                  | -                  | -                  | -                  | -                    | -                |
| <b>Government<sup>1</sup></b>   |   |                                 |                |                    |                    |                    |                    |                    |                    |                    |                      |                  |
| Educational services .....  | 24  | -                               | -              | -                  | -                  | -                  | 24                 | -                  | -                  | -                  | -                    | -                |
| All other government services .....                                   | 52  | -                               | 29             | 23                 | -                  | -                  | -                  | -                  | -                  | -                  | -                    | -                |
| Not available .....   | -   | -                               | -              | -                  | -                  | -                  | -                  | -                  | -                  | -                  | -                    | -                |
| <b>Female, total</b>  |   |                                 |                |                    |                    |                    |                    |                    |                    |                    |                      |                  |
| Total, part-year and part-time workers .....                          | 2 662   | 972                             | 772            | 461                | 291                | 96                 | -                  | 23                 | 23                 | 23                 | -                    | -                |
| <b>Private Wage and Salary Worker</b>                                 |   |                                 |                |                    |                    |                    |                    |                    |                    |                    |                      |                  |
| Agriculture, forestry, and fisheries .....                            | -   | -                               | -              | -                  | -                  | -                  | -                  | -                  | -                  | -                  | -                    | -                |
| Mining .....  | -   | -                               | -              | -                  | -                  | -                  | -                  | -                  | -                  | -                  | -                    | -                |
| Construction .....  | -   | -                               | -              | -                  | -                  | -                  | -                  | -                  | -                  | -                  | -                    | -                |
| Durable goods manufacturing .....                                     | 25  | -                               | -              | -                  | 25                 | -                  | -                  | -                  | -                  | -                  | -                    | -                |
| Nondurable goods manufacturing .....                                  | 95  | -                               | -              | 25                 | 47                 | 24                 | -                  | -                  | -                  | -                  | -                    | -                |
| Transportation, communication, and other public utilities .....       | -   | -                               | -              | -                  | -                  | -                  | -                  | -                  | -                  | -                  | -                    | -                |
| Wholesale and retail trade .....                                      | 575   | 121                             | 265            | 93                 | 47                 | 49                 | -                  | -                  | -                  | -                  | -                    | -                |
| Finance, insurance, and real estate .....                             | 23  | -                               | -              | 23                 | -                  | -                  | -                  | -                  | -                  | -                  | -                    | -                |
| Business and repair services .....                                    | 210   | 70                              | 70             | 47                 | 23                 | -                  | -                  | -                  | -                  | -                  | -                    | -                |
| Personal services .....   | 1 135   | 538                             | 275            | 200                | 100                | 23                 | -                  | -                  | -                  | -                  | -                    | -                |
| Professional services and entertainment .....                         | 262   | 171                             | 42             | -                  | 25                 | -                  | -                  | -                  | 23                 | -                  | -                    | -                |
| <b>Government<sup>1</sup></b>   |   |                                 |                |                    |                    |                    |                    |                    |                    |                    |                      |                  |
| Educational services .....  | 123   | 49                              | 74             | -                  | -                  | -                  | -                  | -                  | -                  | -                  | -                    | -                |
| All other government services .....                                   | 212   | 23                              | 47             | 73                 | 23                 | -                  | -                  | 23                 | -                  | 23                 | -                    | -                |
| Not available .....   | -   | -                               | -              | -                  | -                  | -                  | -                  | -                  | -                  | -                  | -                    | -                |

<sup>1</sup> Government class of worker

Table 27a. Annual Wage and Salary Earnings of Part-Year and Part-Time Wage and Salary Workers, by Major Occupation and Industry Groups of Longest Job: Negro

[Limited to persons 16 to 64 years, not in school]

| Major Occupation and Industry Groups of Longest Job in Last 12 Months | Total part-year and part-time wage and salary workers | Annual wage and salary earnings |                |                    |                    |                    |                    |                    |                    |                    |                      |                  |
|---|---|---------------------------------|----------------|--------------------|--------------------|--------------------|--------------------|--------------------|--------------------|--------------------|----------------------|------------------|
|   |   | Less than \$500                 | \$500 to \$999 | \$1,000 to \$1,999 | \$2,000 to \$2,999 | \$3,000 to \$3,999 | \$4,000 to \$4,999 | \$5,000 to \$5,999 | \$6,000 to \$7,499 | \$7,500 to \$9,999 | \$10,000 to \$14,999 | \$15,000 or more |
| <b>MAJOR OCCUPATION GROUP OF LONGEST JOB</b>                          |   |                                 |                |                    |                    |                    |                    |                    |                    |                    |                      |                  |
| Total, part-year and part-time workers .....                          | 3 094   | 970                             | 817            | 687                | 338                | 119                | 47                 | 47                 | 47                 | 23                 | -                    | -                |
| Professional and technical .....                                      | 119   | -                               | 25             | -                  | 23                 | -                  | 24                 | 23                 | 23                 | -                  | -                    | -                |
| Managerial and administrative .....                                   | 47  | 24                              | -              | -                  | 23                 | -                  | -                  | -                  | -                  | -                  | -                    | -                |
| Sales .....   | 47  | -                               | -              | 23                 | 24                 | -                  | -                  | -                  | -                  | -                  | -                    | -                |
| Clerical .....  | 328   | 117                             | 116            | 47                 | -                  | 49                 | -                  | -                  | -                  | -                  | -                    | -                |
| Craftsmen and foremen .....   | 125   | -                               | 32             | 23                 | 23                 | 23                 | -                  | -                  | 24                 | -                  | -                    | -                |
| Operatives, except transportation .....                               | 278   | 54                              | 32             | 49                 | 121                | 24                 | -                  | -                  | -                  | -                  | -                    | -                |
| Transport equipment operatives .....                                  | 49  | -                               | -              | 25                 | -                  | -                  | -                  | 23                 | -                  | -                  | -                    | -                |
| Laborers, except farm .....   | 252   | 77                              | 46             | 106                | -                  | -                  | 23                 | -                  | -                  | -                  | -                    | -                |
| Service workers, except private household .....                       | 1 037   | 258                             | 344            | 316                | 73                 | 23                 | -                  | -                  | -                  | 23                 | -                    | -                |
| Private household workers .....                                       | 813   | 440                             | 222            | 99                 | 51                 | -                  | -                  | -                  | -                  | -                  | -                    | -                |
| Farmers and farm managers .....                                       | -   | -                               | -              | -                  | -                  | -                  | -                  | -                  | -                  | -                  | -                    | -                |
| Farm laborers and foremen .....                                       | -   | -                               | -              | -                  | -                  | -                  | -                  | -                  | -                  | -                  | -                    | -                |
| Not available .....   | -   | -                               | -              | -                  | -                  | -                  | -                  | -                  | -                  | -                  | -                    | -                |
| <b>Male, total</b> .....  | <b>838</b>  | <b>201</b>                      | <b>170</b>     | <b>281</b>         | <b>46</b>          | <b>46</b>          | <b>47</b>          | <b>23</b>          | <b>24</b>          | <b>-</b>           | <b>-</b>             | <b>-</b>         |
| Professional and technical .....                                      | 24  | -                               | -              | -                  | -                  | -                  | 24                 | -                  | -                  | -                  | -                    | -                |
| Managerial and administrative .....                                   | 24  | 24                              | -              | -                  | -                  | -                  | -                  | -                  | -                  | -                  | -                    | -                |
| Sales .....   | -   | -                               | -              | -                  | -                  | -                  | -                  | -                  | -                  | -                  | -                    | -                |
| Clerical .....  | 46  | 23                              | -              | 23                 | -                  | -                  | -                  | -                  | -                  | -                  | -                    | -                |
| Craftsmen and foremen .....   | 125   | -                               | 32             | 23                 | 23                 | 23                 | -                  | -                  | 24                 | -                  | -                    | -                |
| Operatives, except transportation .....                               | 107   | 29                              | 32             | 23                 | 23                 | -                  | -                  | -                  | -                  | -                  | -                    | -                |
| Transport equipment operatives .....                                  | 49  | -                               | -              | 25                 | -                  | -                  | -                  | 23                 | -                  | -                  | -                    | -                |
| Laborers, except farm .....   | 229   | 77                              | 23             | 106                | -                  | -                  | 23                 | -                  | -                  | -                  | -                    | -                |
| Service workers, except private household .....                       | 235   | 49                              | 83             | 80                 | -                  | 23                 | -                  | -                  | -                  | -                  | -                    | -                |
| Private household workers .....                                       | -   | -                               | -              | -                  | -                  | -                  | -                  | -                  | -                  | -                  | -                    | -                |
| Farmers and farm managers .....                                       | -   | -                               | -              | -                  | -                  | -                  | -                  | -                  | -                  | -                  | -                    | -                |
| Farm laborers and foremen .....                                       | -   | -                               | -              | -                  | -                  | -                  | -                  | -                  | -                  | -                  | -                    | -                |
| Not available .....   | -   | -                               | -              | -                  | -                  | -                  | -                  | -                  | -                  | -                  | -                    | -                |
| <b>Female, total</b> .....  | <b>2 256</b>  | <b>769</b>                      | <b>648</b>     | <b>406</b>         | <b>291</b>         | <b>73</b>          | <b>-</b>           | <b>23</b>          | <b>23</b>          | <b>23</b>          | <b>-</b>             | <b>-</b>         |
| Professional and technical .....                                      | 95  | -                               | 25             | -                  | 23                 | -                  | -                  | 23                 | 23                 | -                  | -                    | -                |
| Managerial and administrative .....                                   | 23  | -                               | -              | -                  | 23                 | -                  | -                  | -                  | -                  | -                  | -                    | -                |
| Sales .....   | 47  | -                               | -              | 23                 | 24                 | -                  | -                  | -                  | -                  | -                  | -                    | -                |
| Clerical .....  | 282   | 93                              | 116            | 23                 | -                  | 49                 | -                  | -                  | -                  | -                  | -                    | -                |
| Craftsmen and foremen .....   | -   | -                               | -              | -                  | -                  | -                  | -                  | -                  | -                  | -                  | -                    | -                |
| Operatives, except transportation .....                               | 172   | 25                              | -              | 25                 | 97                 | 24                 | -                  | -                  | -                  | -                  | -                    | -                |
| Transport equipment operatives .....                                  | -   | -                               | -              | -                  | -                  | -                  | -                  | -                  | -                  | -                  | -                    | -                |
| Laborers, except farm .....   | 23  | -                               | 23             | -                  | -                  | -                  | -                  | -                  | -                  | -                  | -                    | -                |
| Service workers, except private household .....                       | 802   | 210                             | 261            | 235                | 73                 | -                  | -                  | -                  | -                  | 23                 | -                    | -                |
| Private household workers .....                                       | 813   | 440                             | 222            | 99                 | 51                 | -                  | -                  | -                  | -                  | -                  | -                    | -                |
| Farmers and farm managers .....                                       | -   | -                               | -              | -                  | -                  | -                  | -                  | -                  | -                  | -                  | -                    | -                |
| Farm laborers and foremen .....                                       | -   | -                               | -              | -                  | -                  | -                  | -                  | -                  | -                  | -                  | -                    | -                |
| Not available .....   | -   | -                               | -              | -                  | -                  | -                  | -                  | -                  | -                  | -                  | -                    | -                |
| <b>MAJOR INDUSTRY GROUP OF LONGEST JOB</b>                            |   |                                 |                |                    |                    |                    |                    |                    |                    |                    |                      |                  |
| <b>Male, total</b> .....  | <b>838</b>  | <b>201</b>                      | <b>170</b>     | <b>281</b>         | <b>46</b>          | <b>46</b>          | <b>47</b>          | <b>23</b>          | <b>24</b>          | <b>-</b>           | <b>-</b>             | <b>-</b>         |
| <b>Private Wage and Salary Worker</b>                                 |   |                                 |                |                    |                    |                    |                    |                    |                    |                    |                      |                  |
| Agriculture, forestry, and fisheries .....                            | -   | -                               | -              | -                  | -                  | -                  | -                  | -                  | -                  | -                  | -                    | -                |
| Mining .....  | -   | -                               | -              | -                  | -                  | -                  | -                  | -                  | -                  | -                  | -                    | -                |
| Construction .....  | 153   | 24                              | -              | 82                 | -                  | -                  | 23                 | -                  | 24                 | -                  | -                    | -                |
| Durable goods manufacturing .....                                     | 77  | 28                              | -              | 25                 | 23                 | -                  | -                  | -                  | -                  | -                  | -                    | -                |
| Nondurable goods manufacturing .....                                  | 52  | 29                              | 23             | -                  | -                  | -                  | -                  | -                  | -                  | -                  | -                    | -                |
| Transportation, communication, and other public utilities .....       | 70  | 23                              | -              | 23                 | -                  | -                  | -                  | 23                 | -                  | -                  | -                    | -                |
| Wholesale and retail trade .....                                      | 156   | 23                              | 63             | 23                 | -                  | 46                 | -                  | -                  | -                  | -                  | -                    | -                |
| Finance, insurance, and real estate .....                             | -   | -                               | -              | -                  | -                  | -                  | -                  | -                  | -                  | -                  | -                    | -                |
| Business and repair services .....                                    | 86  | -                               | 55             | 32                 | -                  | -                  | -                  | -                  | -                  | -                  | -                    | -                |
| Personal services .....   | 95  | 49                              | -              | 47                 | -                  | -                  | -                  | -                  | -                  | -                  | -                    | -                |
| Professional services and entertainment .....                         | 74  | 25                              | -              | 25                 | 23                 | -                  | -                  | -                  | -                  | -                  | -                    | -                |
| <b>Government<sup>1</sup></b>   |   |                                 |                |                    |                    |                    |                    |                    |                    |                    |                      |                  |
| Educational services .....  | 24  | -                               | -              | -                  | -                  | -                  | 24                 | -                  | -                  | -                  | -                    | -                |
| All other government services .....                                   | 52  | -                               | 29             | 23                 | -                  | -                  | -                  | -                  | -                  | -                  | -                    | -                |
| Not available .....   | -   | -                               | -              | -                  | -                  | -                  | -                  | -                  | -                  | -                  | -                    | -                |
| <b>Female, total</b> .....  | <b>2 256</b>  | <b>769</b>                      | <b>648</b>     | <b>406</b>         | <b>291</b>         | <b>73</b>          | <b>-</b>           | <b>23</b>          | <b>23</b>          | <b>23</b>          | <b>-</b>             | <b>-</b>         |
| <b>Private Wage and Salary Worker</b>                                 |   |                                 |                |                    |                    |                    |                    |                    |                    |                    |                      |                  |
| Agriculture, forestry, and fisheries .....                            | -   | -                               | -              | -                  | -                  | -                  | -                  | -                  | -                  | -                  | -                    | -                |
| Mining .....  | -   | -                               | -              | -                  | -                  | -                  | -                  | -                  | -                  | -                  | -                    | -                |
| Construction .....  | -   | -                               | -              | -                  | -                  | -                  | -                  | -                  | -                  | -                  | -                    | -                |
| Durable goods manufacturing .....                                     | 25  | -                               | -              | -                  | 25                 | -                  | -                  | -                  | -                  | -                  | -                    | -                |
| Nondurable goods manufacturing .....                                  | 95  | -                               | -              | 25                 | 47                 | 24                 | -                  | -                  | -                  | -                  | -                    | -                |
| Transportation, communication, and other public utilities .....       | -   | -                               | -              | -                  | -                  | -                  | -                  | -                  | -                  | -                  | -                    | -                |
| Wholesale and retail trade .....                                      | 469   | 93                              | 211            | 93                 | 47                 | 25                 | -                  | -                  | -                  | -                  | -                    | -                |
| Finance, insurance, and real estate .....                             | 23  | -                               | -              | 23                 | -                  | -                  | -                  | -                  | -                  | -                  | -                    | -                |
| Business and repair services .....                                    | 210   | 70                              | 70             | 47                 | 23                 | -                  | -                  | -                  | -                  | -                  | -                    | -                |
| Personal services .....   | 1 053   | 512                             | 246            | 171                | 100                | 23                 | -                  | -                  | -                  | -                  | -                    | -                |
| Professional services and entertainment .....                         | 142   | 70                              | 23             | -                  | 25                 | -                  | -                  | -                  | 23                 | -                  | -                    | -                |
| <b>Government<sup>1</sup></b>   |   |                                 |                |                    |                    |                    |                    |                    |                    |                    |                      |                  |
| Educational services .....  | 97  | 23                              | 74             | -                  | -                  | -                  | -                  | -                  | -                  | -                  | -                    | -                |
| All other government services .....                                   | 140   | -                               | 23             | 47                 | 23                 | -                  | -                  | 23                 | -                  | 23                 | -                    | -                |
| Not available .....   | -   | -                               | -              | -                  | -                  | -                  | -                  | -                  | -                  | -                  | -                    | -                |

<sup>1</sup> Government class of worker.

Table 28. Principal Job-Seeking Methods Used by Part-Year Workers Seeking Work in the Last 12 Months, by Age and Sex, Family Status, and Educational Attainment: All Races

[Excludes the full-year unemployed]

| Age and Sex<br>Family Status<br>Educational Attainment | Total<br>part-year<br>workers<br>unem-<br>ployed at<br>any time<br>in last<br>12 months | Principal job-seeking methods used       |  |                                       |                                     |                            |                               |   |   |  |                         |                  |
|--|---|--|--|---------------------------------------|-------------------------------------|----------------------------|-------------------------------|---|---|--|-------------------------|------------------|
|  |   | Checked with State<br>employment service |  | Applied<br>directly<br>to<br>employer | Asked<br>friends<br>or<br>relatives | Checked<br>news-<br>papers | Registered<br>with a<br>union | Checked<br>with<br>private<br>employ-<br>ment<br>agency | Checked<br>with a<br>community<br>organ-<br>ization | Went to<br>special<br>streets<br>or places<br>to be<br>picked up | All<br>other<br>methods | Not<br>available |
|  |   | Total                                    | Percent<br>of<br>total<br>job-<br>seeking<br>methods |                                       |                                     |                            |                               |   |   |  |                         |                  |
| <b>AGE AND SEX</b>                                     |   |  |  |                                       |                                     |                            |                               |   |   |  |                         |                  |
| Total, 16 years and over .....                         | 18 126  | 3 201                                    | 17.7   | 5 772                                 | 2 488                               | 3 301                      | 106                           | 117   | 914   | 158  | 212                     | 1 857            |
| Male, total .....                                      | 8 666   | 1 309                                    | 15.1   | 2 789                                 | 1 451                               | 1 469                      | 106                           | 24  | 238   | 158  | 95                      | 1 027            |
| 16 to 21 years, total .....                            | 3 158   | 556                                      | 17.6   | 983                                   | 556                                 | 557                        | -                             | -   | 209   | 23   | 69                      | 204              |
| 16 to 21 years, not in school .....                    | 1 563   | 231                                      | 14.8   | 566                                   | 255                                 | 278                        | -                             | -   | 93  | 23   | -                       | 116              |
| 22 to 34 years, total .....                            | 2 874   | 372                                      | 12.9   | 948                                   | 455                                 | 703                        | 23                            | 24  | 29  | -  | 26                      | 294              |
| 22 to 34 years, veteran of Vietnam .....               | 468   | -  | .0   | 171                                   | 101                                 | 96                         | -                             | 24  | 29  | -  | -                       | 70               |
| 25 to 34 years .....                                   | 1 816   | 233                                      | 12.8   | 604                                   | 223                                 | 474                        | -                             | 24  | 29  | -  | -                       | 229              |
| 35 to 44 years .....                                   | 1 251   | 174                                      | 13.9   | 507                                   | 266                                 | 76                         | 32                            | -   | -   | 55   | -                       | 142              |
| 45 to 64 years .....                                   | 857   | 129                                      | 15.1   | 241                                   | 54                                  | 104                        | 25                            | -   | -   | 51   | -                       | 253              |
| 65 to 64 years .....                                   | 455   | 79                                       | 17.4   | 110                                   | 74                                  | 28                         | -                             | -   | -   | 29   | -                       | 134              |
| 65 years and over .....                                | 71  | -  | .0   | -                                     | 46                                  | -                          | 25                            | -   | -   | -  | -                       | -                |
| 40 to 64 years .....                                   | 1 948   | 358                                      | 18.4   | 578                                   | 268                                 | 132                        | 25                            | -   | -   | 135  | -                       | 451              |
| Female, total .....                                    | 9 460   | 1 892                                    | 20.0   | 2 984                                 | 1 037                               | 1 833                      | -                             | 93  | 676   | -  | 117                     | 830              |
| 16 to 21 years, total .....                            | 3 365   | 673                                      | 20.0   | 1 146                                 | 368                                 | 580                        | -                             | 69  | 301   | -  | 23                      | 205              |
| 16 to 21 years, not in school .....                    | 1 660   | 278                                      | 16.8   | 593                                   | 209                                 | 302                        | -                             | 46  | 93  | -  | -                       | 139              |
| 22 to 34 years, total .....                            | 3 787   | 727                                      | 19.2   | 1 259                                 | 353                                 | 793                        | -                             | 23  | 304   | -  | 93                      | 234              |
| 25 to 34 years .....                                   | 2 701   | 542                                      | 20.1   | 800                                   | 260                                 | 607                        | -                             | -   | 258   | -  | 70                      | 164              |
| 35 to 44 years .....                                   | 1 268   | 291                                      | 22.9   | 337                                   | 189                                 | 190                        | -                             | -   | 70  | -  | -                       | 190              |
| 45 to 64 years .....                                   | 571   | 104                                      | 18.3   | 150                                   | 76                                  | 164                        | -                             | -   | -   | -  | -                       | 76               |
| 65 to 64 years .....                                   | 387   | 76                                       | 19.7   | 51                                    | 51                                  | 105                        | -                             | -   | -   | -  | -                       | 105              |
| 65 years and over .....                                | 81  | 20                                       | 25.0   | 40                                    | -                                   | -                          | -                             | -   | -   | -  | -                       | 20               |
| 40 to 64 years .....                                   | 1 586   | 354                                      | 22.3   | 346                                   | 245                                 | 363                        | -                             | -   | -   | -  | -                       | 277              |
| <b>FAMILY STATUS<sup>1</sup></b>                       |   |  |  |                                       |                                     |                            |                               |   |   |  |                         |                  |
| Male, total .....                                      | 6 697   | 887                                      | 13.2   | 2 279                                 | 1 057                               | 1 149                      | 80                            | 24  | 122   | 158  | 26                      | 916              |
| Family head .....                                      | 3 043   | 397                                      | 13.0   | 939                                   | 514                                 | 538                        | 80                            | -   | -   | 70   | 26                      | 479              |
| Family member .....                                    | 2 224   | 301                                      | 13.5   | 820                                   | 310                                 | 496                        | -                             | -   | 122   | 29   | -                       | 147              |
| Unrelated individual .....                             | 1 430   | 190                                      | 13.3   | 519                                   | 233                                 | 115                        | -                             | 24  | -   | 60   | -                       | 290              |
| Female, total .....                                    | 7 329   | 1 407                                    | 19.2   | 2 209                                 | 878                                 | 1 531                      | -                             | 70  | 397   | -  | 93                      | 744              |
| Family head .....                                      | 1 982   | 502                                      | 25.3   | 471                                   | 238                                 | 367                        | -                             | 23  | 163   | -  | -                       | 217              |
| No children under 18 years .....                       | 252   | 49                                       | 19.3   | 48                                    | 25                                  | 57                         | -                             | -   | -   | -  | -                       | 72               |
| Children 6 to 17 years only .....                      | 1 152   | 306                                      | 26.6   | 306                                   | 118                                 | 210                        | -                             | 23  | 117   | -  | -                       | 72               |
| Children under 6 years .....                           | 578   | 147                                      | 25.5   | 117                                   | 94                                  | 101                        | -                             | -   | 47  | -  | -                       | 72               |
| Wife of head .....                                     | 2 757   | 424                                      | 15.4   | 906                                   | 380                                 | 526                        | -                             | 23  | 93  | -  | 70                      | 334              |
| No children under 18 years .....                       | 678   | 120                                      | 17.8   | 148                                   | 70                                  | 195                        | -                             | -   | 23  | -  | -                       | 122              |
| Children 6 to 17 years only .....                      | 1 480   | 163                                      | 11.0   | 591                                   | 235                                 | 189                        | -                             | 23  | 47  | -  | 70                      | 163              |
| Children under 6 years .....                           | 598   | 140                                      | 23.5   | 168                                   | 74                                  | 142                        | -                             | -   | 23  | -  | -                       | 49               |
| Other family member .....                              | 1 868   | 348                                      | 18.6   | 559                                   | 211                                 | 445                        | -                             | 23  | 117   | -  | 23                      | 142              |
| Unrelated individual .....                             | 723   | 133                                      | 18.4   | 273                                   | 49                                  | 192                        | -                             | -   | 23  | -  | -                       | 52               |
| <b>EDUCATIONAL ATTAINMENT<sup>1</sup></b>              |   |  |  |                                       |                                     |                            |                               |   |   |  |                         |                  |
| Male, total .....                                      | 6 697   | 887                                      | 13.2   | 2 279                                 | 1 057                               | 1 149                      | 80                            | 24  | 122   | 158  | 26                      | 916              |
| Elementary: 7 years or less .....                      | 1 600   | 248                                      | 15.5   | 544                                   | 309                                 | 80                         | 25                            | -   | -   | 32   | -                       | 362              |
| 8 years .....  | 564   | 23                                       | 4.1  | 149                                   | 103                                 | 170                        | 23                            | -   | 46  | -  | -                       | 49               |
| High school: 1 to 3 years .....                        | 2 375   | 297                                      | 12.5   | 834                                   | 410                                 | 366                        | 32                            | -   | 76  | 70   | 26                      | 266              |
| 4 years .....  | 1 577   | 264                                      | 16.7   | 645                                   | 147                                 | 296                        | -                             | -   | -   | 57   | -                       | 168              |
| College: 1 year or more .....                          | 581   | 55                                       | 9.5  | 108                                   | 87                                  | 237                        | -                             | 24  | -   | -  | -                       | 70               |
| Female, total .....                                    | 7 329   | 1 407                                    | 19.2   | 2 209                                 | 878                                 | 1 531                      | -                             | 70  | 397   | -  | 93                      | 744              |
| Elementary: 7 years or less .....                      | 713   | 119                                      | 16.7   | 123                                   | 123                                 | 102                        | -                             | -   | 23  | -  | -                       | 223              |
| 8 years .....  | 487   | 82                                       | 16.7   | 137                                   | -                                   | 151                        | -                             | -   | 70  | -  | -                       | 47               |
| High school: 1 to 3 years .....                        | 2 622   | 619                                      | 23.6   | 803                                   | 447                                 | 426                        | -                             | -   | 187   | -  | 70                      | 70               |
| 4 years .....  | 3 130   | 539                                      | 17.2   | 1 034                                 | 259                                 | 757                        | -                             | 70  | 117   | -  | 23                      | 332              |
| College: 1 year or more .....                          | 377   | 49                                       | 13.0   | 112                                   | 49                                  | 96                         | -                             | -   | -   | -  | -                       | 72               |

<sup>1</sup> Persons 16 to 64 years, not in school.

Table 28a. Principal Job-Seeking Methods Used by Part-Year Workers Seeking Work in the Last 12 Months, by Age and Sex, Family Status, and Educational Attainment: Negro

(Excludes the full-year unemployed)

| Age and Sex<br>Family Status<br>Educational Attainment | Total part-year workers unemployed at any time in last 12 months | Principal job-seeking methods used    |                                      |                              |                            |                    |                         |  |                                       |   |                   |               |
|--|--|---------------------------------------|--------------------------------------|------------------------------|----------------------------|--------------------|-------------------------|--|---------------------------------------|---|-------------------|---------------|
|  |  | Checked with State employment service |                                      | Applied directly to employer | Asked friends or relatives | Checked newspapers | Registered with a union | Checked with private employment agency | Checked with a community organization | Went to special streets or places to be picked up | All other methods | Not available |
|  |  | Total                                 | Percent of total job-seeking methods |                              |                            |                    |                         |  |                                       |   |                   |               |
| <b>AGE AND SEX</b>                                     |  |                                       |                                      |                              |                            |                    |                         |  |                                       |   |                   |               |
| Total, 16 years and over .....                         | 15 796   | 3 117                                 | 19.7                                 | 4 698                        | 2 134                      | 2 835              | 106                     | 70                                     | 884                                   | 158   | 163               | 1 631         |
| Male, total .....                                      | 7 451  | 1 280                                 | 17.2                                 | 2 186                        | 1 209                      | 1 360              | 106                     | -                                      | 209                                   | 158   | 46                | 898           |
| 16 to 21 years, total .....                            | 2 931  | 556                                   | 19.0                                 | 868                          | 487                        | 557                | -                       | -                                      | 209                                   | 23  | 46                | 185           |
| 16 to 21 years, not in school .....                    | 1 447  | 231                                   | 16.0                                 | 520                          | 186                        | 278                | -                       | -                                      | 93                                    | 23  | -                 | 116           |
| 22 to 34 years, total .....                            | 2 381  | 342                                   | 14.4                                 | 759                          | 336                        | 652                | 23                      | -                                      | -                                     | -   | -                 | 268           |
| 22 to 34 years, veteran of Vietnam .....               | 366  | -                                     | .0                                   | 171                          | 55                         | 70                 | -                       | -                                      | -                                     | -   | -                 | 70            |
| 25 to 34 years .....                                   | 1 532  | 203                                   | 13.3                                 | 480                          | 197                        | 448                | -                       | -                                      | -                                     | -   | -                 | 203           |
| 35 to 44 years .....                                   | 1 059  | 174                                   | 16.4                                 | 398                          | 212                        | 47                 | 32                      | -                                      | -                                     | 55  | -                 | 142           |
| 45 to 54 years .....                                   | 640  | 129                                   | 20.2                                 | 108                          | 54                         | 75                 | 25                      | -                                      | -                                     | 51  | -                 | 198           |
| 55 to 64 years .....                                   | 369  | 79                                    | 21.5                                 | 54                           | 74                         | 28                 | -                       | -                                      | -                                     | 29  | -                 | 104           |
| 65 years and over .....                                | 71   | -                                     | .0                                   | -                            | 46                         | -                  | 25                      | -                                      | -                                     | -   | -                 | -             |
| 40 to 64 years .....                                   | 1 508  | 358                                   | 23.8                                 | 305                          | 215                        | 104                | 25                      | -                                      | -                                     | 135   | -                 | 365           |
| Female, total .....                                    | 8 345  | 1 837                                 | 22.0                                 | 2 512                        | 925                        | 1 475              | -                       | 70                                     | 676                                   | -   | 117               | 734           |
| 16 to 21 years, total .....                            | 2 899  | 673                                   | 23.2                                 | 899                          | 308                        | 464                | -                       | 46                                     | 301                                   | -   | 23                | 186           |
| 16 to 21 years, not in school .....                    | 1 409  | 278                                   | 19.7                                 | 481                          | 186                        | 209                | -                       | 23                                     | 93                                    | -   | -                 | 139           |
| 22 to 34 years .....                                   | 3 546  | 701                                   | 19.8                                 | 1 166                        | 327                        | 721                | -                       | 23                                     | 304                                   | -   | 93                | 211           |
| 25 to 34 years .....                                   | 2 572  | 516                                   | 20.0                                 | 748                          | 234                        | 582                | -                       | -                                      | 258                                   | -   | 70                | 164           |
| 35 to 44 years .....                                   | 1 088  | 291                                   | 26.7                                 | 234                          | 164                        | 164                | -                       | -                                      | 70                                    | -   | -                 | 165           |
| 45 to 54 years .....                                   | 400  | 76                                    | 19.0                                 | 122                          | 76                         | 51                 | -                       | -                                      | -                                     | -   | -                 | 76            |
| 55 to 64 years .....                                   | 330  | 76                                    | 23.1                                 | 51                           | 51                         | 76                 | -                       | -                                      | -                                     | -   | -                 | 76            |
| 65 years and over .....                                | 81   | 20                                    | 25.0                                 | 40                           | -                          | -                  | -                       | -                                      | -                                     | -   | -                 | 20            |
| 40 to 64 years .....                                   | 1 256  | 326                                   | 25.9                                 | 266                          | 220                        | 221                | -                       | -                                      | -                                     | -   | -                 | 223           |
| <b>FAMILY STATUS<sup>1</sup></b>                       |  |                                       |                                      |                              |                            |                    |                         |  |                                       |   |                   |               |
| Male, total .....                                      | 5 617  | 858                                   | 15.3                                 | 1 745                        | 839                        | 1 039              | 80                      | -                                      | 93                                    | 158   | -                 | 805           |
| Family head .....                                      | 2 469  | 397                                   | 16.1                                 | 654                          | 412                        | 429                | 80                      | -                                      | -                                     | 70  | -                 | 427           |
| Family member .....                                    | 1 961  | 271                                   | 13.8                                 | 685                          | 240                        | 496                | -                       | -                                      | 93                                    | 29  | -                 | 147           |
| Unrelated individual .....                             | 1 188  | 190                                   | 16.0                                 | 406                          | 187                        | 115                | -                       | -                                      | -                                     | 60  | -                 | 230           |
| Female, total .....                                    | 6 472  | 1 352                                 | 20.9                                 | 1 892                        | 803                        | 1 221              | -                       | 47                                     | 397                                   | -   | 93                | 667           |
| Family head .....                                      | 1 819  | 473                                   | 26.0                                 | 422                          | 238                        | 282                | -                       | 23                                     | 163                                   | -   | -                 | 217           |
| No children under 18 years .....                       | 195  | 49                                    | 25.0                                 | 48                           | 25                         | -                  | -                       | -                                      | -                                     | -   | -                 | 72            |
| Children 6 to 17 years only .....                      | 1 103  | 306                                   | 27.7                                 | 257                          | 118                        | 210                | -                       | 23                                     | 117                                   | -   | -                 | 72            |
| Children under 6 years .....                           | 521  | 119                                   | 22.8                                 | 117                          | 94                         | 73                 | -                       | -                                      | 47                                    | -   | -                 | 72            |
| Wife of head .....                                     | 2 403  | 398                                   | 16.6                                 | 777                          | 331                        | 449                | -                       | -                                      | 93                                    | -   | 70                | 285           |
| No children under 18 years .....                       | 572  | 94                                    | 16.5                                 | 119                          | 70                         | 143                | -                       | -                                      | 23                                    | -   | -                 | 122           |
| Children 6 to 17 years only .....                      | 1 311  | 163                                   | 12.4                                 | 516                          | 212                        | 163                | -                       | -                                      | 47                                    | -   | 70                | 140           |
| Children under 6 years .....                           | 521  | 140                                   | 27.0                                 | 142                          | 49                         | 142                | -                       | -                                      | 23                                    | -   | -                 | 23            |
| Other family member .....                              | 1 727  | 348                                   | 20.2                                 | 513                          | 186                        | 375                | -                       | 23                                     | 117                                   | -   | 23                | 142           |
| Unrelated individual .....                             | 522  | 133                                   | 25.4                                 | 179                          | 49                         | 114                | -                       | -                                      | 23                                    | -   | -                 | 23            |
| <b>EDUCATIONAL ATTAINMENT<sup>1</sup></b>              |  |                                       |                                      |                              |                            |                    |                         |  |                                       |   |                   |               |
| Male, total .....                                      | 5 617  | 858                                   | 15.3                                 | 1 745                        | 839                        | 1 039              | 80                      | -                                      | 93                                    | 158   | -                 | 805           |
| Elementary: 7 years or less .....                      | 1 250  | 218                                   | 17.5                                 | 388                          | 258                        | 52                 | 25                      | -                                      | -                                     | 32  | -                 | 277           |
| 8 years .....  | 464  | 23                                    | 5.0                                  | 98                           | 80                         | 170                | 23                      | -                                      | 46                                    | -   | -                 | 24            |
| High school: 1 to 3 years .....                        | 1 924  | 297                                   | 15.4                                 | 613                          | 290                        | 311                | 32                      | -                                      | 46                                    | 70  | -                 | 266           |
| 4 years .....  | 1 524  | 264                                   | 17.3                                 | 591                          | 147                        | 296                | -                       | -                                      | -                                     | 57  | -                 | 168           |
| College: 1 year or more .....                          | 455  | 55                                    | 12.1                                 | 55                           | 63                         | 211                | -                       | -                                      | -                                     | -   | -                 | 70            |
| Female, total .....                                    | 6 472  | 1 352                                 | 20.9                                 | 1 892                        | 803                        | 1 221              | -                       | 47                                     | 397                                   | -   | 93                | 667           |
| Elementary: 7 years or less .....                      | 559  | 119                                   | 21.3                                 | 74                           | 97                         | 47                 | -                       | -                                      | 23                                    | -   | -                 | 197           |
| 8 years .....  | 435  | 82                                    | 18.7                                 | 137                          | -                          | 99                 | -                       | -                                      | 70                                    | -   | -                 | 47            |
| High school: 1 to 3 years .....                        | 2 269  | 590                                   | 26.0                                 | 654                          | 398                        | 323                | -                       | -                                      | 187                                   | -   | 70                | 47            |
| 4 years .....  | 2 874  | 513                                   | 17.8                                 | 933                          | 259                        | 679                | -                       | 47                                     | 117                                   | -   | 23                | 304           |
| College: 1 year or more .....                          | 335  | 49                                    | 14.6                                 | 93                           | 49                         | 72                 | -                       | -                                      | -                                     | -   | -                 | 72            |

<sup>1</sup> Persons 16 to 64 years, not in school.